



# TYRES & TUBES



**Product  
Catalogue**

*Quality meets Road*



 **SRME** **Product Range**

*Scooter Tyres*

*Moped Tyres*

*Motor Cycle Tyres*

*Auto Rickshaw / Tuk Tuk Tyres*

*Ultra Light Truck Tyres*

*Tractor Tyres*





# *Scooter Tyres*





# Scooter Tyres



SIZE  
90 / 100 - 10

PATTERN  
S9

PLY RATING  
4

TYRE TYPE  
TUBE TYPE (TT)

FITMENT  
FRONT (F) / REAR (R)



SIZE  
90 / 100 - 10

PATTERN  
S99

PLY RATING  
4

TYRE TYPE  
TUBE TYPE (TT)

FITMENT  
FRONT (F) / REAR (R)



SIZE  
90 / 100 - 10

PATTERN  
S9999

PLY RATING  
4

TYRE TYPE  
TUBE LESS (TL)

FITMENT  
FRONT (F) / REAR (R)





# Scooter Tyres



SIZE  
3.50 - 10

PATTERN  
S9

PLY RATING  
4

TYRE TYPE  
TUBE TYPE (TT)

FITMENT  
FRONT (F) / REAR (R)



SIZE  
3.50 - 10

PATTERN  
S99

PLY RATING  
4

TYRE TYPE  
TUBE TYPE (TT)

FITMENT  
FRONT (F) / REAR (R)





# Scooter Tyres



SIZE  
3.50 - 10

PATTERN  
S999

PLY RATING  
4

TYRE TYPE  
TUBE TYPE (TT)

FITMENT  
FRONT (F) / REAR (R)



SIZE  
3.50 - 10

PATTERN  
S9999

PLY RATING  
4

TYRE TYPE  
TUBE LESS (TL)

FITMENT  
FRONT (F) / REAR (R)





# Moped Tyres





# Moped Tyres



SIZE  
2.50 - 16

PATTERN  
LM99

PLY RATING  
4

TYRE TYPE  
TUBE TYPE (TT)

FITMENT  
FRONT (F)

SIZE  
2.50 - 16

PATTERN  
LM9

PLY RATING  
6

TYRE TYPE  
TUBE TYPE (TT)

FITMENT  
REAR (R)







# *Motor Cycle Tyres*





# Motor Cycle Tyres



SIZE  
2.75 - 17

PATTERN  
MF9

PLY RATING  
4

TYRE TYPE  
TUBE TYPE (TT)

FITMENT  
FRONT (F)



SIZE  
3.00 - 17

PATTERN  
MB9

PLY RATING  
6

TYRE TYPE  
TUBE TYPE (TT)

FITMENT  
REAR (R)



SIZE  
100 - 90 / 17

PATTERN  
MP9

PLY RATING  
6

TYRE TYPE  
TUBE TYPE (TT)

FITMENT  
REAR (R)




SIZE  
100 - 90 / 17

PATTERN  
MP9

PLY RATING  
6

TYRE TYPE  
TUBE LESS(TL)

FITMENT  
REAR (R)





# Motor Cycle Tyres



SIZE  
2.75-18 & 80/100-18

PATTERN  
MA9

PLY RATING  
6

TYRE TYPE  
TUBE TYPE (TT) & TUBE LESS (TL)

FITMENT  
FRONT (F)



SIZE  
2.75 - 18

PATTERN  
MA99

PLY RATING  
4

TYRE TYPE  
TUBE TYPE (TT)

FITMENT  
FRONT (F)




SIZE  
2.75 - 18

PATTERN  
MA999

PLY RATING  
6

TYRE TYPE  
TUBE TYPE (TT)

FITMENT  
REAR (R)



SIZE  
3.00 - 18

PATTERN  
M9

PLY RATING  
6


TYRE TYPE  
TUBE TYPE (TT)

FITMENT  
REAR (R)





# Motor Cycle Tyres



SIZE  
3.00 - 18

PATTERN  
M9

PLY RATING  
6

TYRE TYPE  
TUBE LESS (TL)

FITMENT  
REAR (R)



SIZE  
3.00 - 18

PATTERN  
M99

PLY RATING  
6

TYRE TYPE  
TUBE TYPE (TT)

FITMENT  
REAR (R)



SIZE  
90/90 - 18

PATTERN  
M999

PLY RATING  
6

TYRE TYPE  
TUBE TYPE (TT)

FITMENT  
REAR (R)





# Motor Cycle Tyres

## GOLD Series



SIZE  
**2.75-17**

PATTERN  
**NANDI GOLD**

PLY RATING  
**4**

TYRE TYPE  
**TUBE TYPE (TT)**

FITMENT  
**FRONT (F)**



SIZE  
**2.75-18**

PATTERN  
**NANDI GOLD**

PLY RATING  
**6**

TYRE TYPE  
**TUBE TYPE**

FITMENT  
**REAR (R)**



SIZE  
**100 / 90-17**

PATTERN  
**NANDI GOLD**

PLY RATING  
**6**

TYRE TYPE  
**TUBE TYPE (TT)**

FITMENT  
**REAR (R)**



SIZE  
**3.00 - 18**

PATTERN  
**NANDI GOLD**

PLY RATING  
**6**


TYRE TYPE  
**TUBE TYPE (TT)**

FITMENT  
**REAR (R)**



SRME

## *Auto Rickshaw / Tuk Tuk Tyres*





SRME

## Auto Rickshaw / Tuk Tuk Tyres



SIZE  
4.00 - 8

PATTERN  
A9

PLY RATING  
6 / 8

TYRE TYPE  
TUBE TYPE (TT)

FITMENT  
FRONT (F) / REAR (R)



SIZE  
4.00 - 8

PATTERN  
A99

PLY RATING  
6 / 8

TYRE TYPE  
TUBE TYPE (TT)

FITMENT  
FRONT (F) / REAR (R)



SIZE  
4.00 - 8

PATTERN  
A999

PLY RATING  
6 / 8

TYRE TYPE  
TUBE TYPE (TT)

FITMENT  
FRONT (F) / REAR (R)

### GOLD Series



SIZE  
4.00 - 8HD

PATTERN  
NANDI GOLD

PLY RATING  
6

TYRE TYPE  
TUBE TYPE

FITMENT  
FRONT (F) / REAR (R)



# Ultra Light Truck Tyres



SIZE

4.50 - 10

PATTERN

AP9

PLY RATING

8

TYRE TYPE

TUBE TYPE (TT)

FITMENT

FRONT (F) / REAR (R)





# Tractor Tyres



- SIZE  
6.00 - 16
- PATTERN  
NTF9
- PLY RATING  
10
- TYRE TYPE  
TUBE TYPE (TT)
- FITMENT  
FRONT (F)





## Motor Cycle Tyres

Size	Pattern	Ply Rating Application	Tyre Weight	Vehicle Fitment
2.50 - 16	LM9/LM99	6 PR FRONT / REAR	2.30	TVS XL, Super XL
2.75 - 17	MF9	4 PR FRONT	2.65	BAJAJ - Platina (All Ranges), XCD (All Ranges), PULSAR 135 / 150, CT 100, Discover (All Ranges), TVS - Star City, Sport, Jive, Max - 4R, YAMAHA - SZ 150
3.00 - 17	MB9	6 PR	3.45	BAJAJ - Platina 100 & 125, XCD 125, CT 100, Discover 100 cc, TVS - Jive 110, Star City, Sport Max 4R
2.75 - 18	MA9	6 PR FRONT	2.85	BAJAJ - Boxer CT, Caliber, Wind, HERO - CD Dawn, CD Delux, Splendor (All Ranges), Achiever, Hunk, Passion, Karizma, CBZ (All Ranges), Glamor, Passion (All Ranges), HONDA - Unicorn, Shine Twister, SUZUKI - Heat, Zeus, Slingshog GS 150R, TVS - Flame 125, Star, Star Sport, Max R, Victor, Fiero, YAMAHA - Libero, YBR 110, Gladiator, YBR 125.
2.75 - 18	MA99	4 PR FRONT	2.85	
2.75 - 18	MA999	6 PR REAR	3.05	BAJAJ - Boxer AT, HERO - CD Dawn, CD Delux, Splendor, Super Splendor NXG, Glamour, HONDA - Shine, CB Shine, TVS - Max 100, Centra, YAMAHA - Crux
3.00 - 18	M9, M99	6 PR REAR	3.60	BAJAJ - Cliber, Wind, HERO - Passion X Pro, Glamour PGM Fi, Passion, Achiever, CD 100, HONDA - Unicorn, Shine, Twister, TVS - Flame 125, Star, Star Sport, Max R, Victor, Fiero, YAMAHA - YBR 125, Gladiator, Alba, Libero G5, YBR 110, Rx 135
3.00 - 18 TL	M9	6 PR REAR	3.80	
100/90 - 17	MP9	6 PR REAR	4.40	BAJAJ - Pulsar 135 & 150, Discover 135 & 150, HONDA - CBF, Stunner, TVS - Flame 125, Apache, YAMAHA - SZ 150



### Scooter Tyres

Size	Pattern	Ply Rating Application	Tyre Weight	Vehicle Fitment
3.50 - 10	S9, S99 S999	4 PR FRONT / REAR	2.55	HERO - Maestro, HONDA - Activa, Dio, Aviator (Rear), SUZUKI - Access, Swish, TVS - Scooty, Streak, MAHINDRA - Rodeo (Rear), PIAGGIO - VESPA LX 125
3.50 - 10 TL	S9999	4 PR FRONT / REAR	2.70	
90 / 100 - 10	S9, S99	4 PR FRONT / REAR	2.55	
90 / 100 - 10 TL	S9999	4 PR FRONT / REAR	2.70	
90 / 90 - 12		4 PR FRONT / REAR	2.70	

### 3 Wheeler & Other Tyres

Size	Pattern	Ply Rating Application	Tyre Weight	Vehicle Fitment
4.00 - 8	A9, A99 A999	6 / 8 PR FRONT / REAR	3.30	BAJAJ & TVS Auto Rickshaw
4.00 - 8 HD	A99	6 / 8 PR FRONT / REAR	3.60	
4.50 - 10	AP9	8 PR FRONT / REAR	5.80	PIAGGIO - APE

### Tractor Tyres

Size	Pattern	Ply Rating Application	Tyre Weight	Vehicle Fitment
6.00 - 16	NTF9	10 PR FRONT	11.80	MAHINDRA- 255 Di/265 Di Power Plus, Yuvo 265/275/415/475/ 575 DI, 475/575/595 DI, Arjun 555 Di, JOHN DEERE - 5036 C



## **Natural Rubber Tubes**

### **Two Wheeler**

No.	Size	Tubes per Box	Weight Kgs.	Valve
1	2.25/2.50-16	60	0.36	TR-29
2	3.50-8	60	0.38	V1-08-3
3	2.75/3.00-10/16 x 300	60	0.33	V1-08-1
4	3.50-10	50	0.43	V1-08-1
5	2.25/2.50-17	50	0.36	TR-29
6	2.75/3.00-17	50	0.48	TR-29
7	2.50/2.75-18	50	0.53	TR-29
8	2.75/3.00-18	40	0.53	TR-29
9	100/90-17	40	0.65	TR-29
10	100/90-18	40	0.65	TR-29
11	3.00/3.25-16	40	0.65	TR-29

### **3 Wheeler**

12	4.00-8	50	0.46	V1-08-3
13	4.50-10	40	0.65	TR-13

### **Passenger Radial**

14	4.50-12	35	0.70	TR-13
15	1.55/1.65/D-12	35	0.80	TR-13
16	1.45/70SR-12	35	0.80	TR-13
17	1.45/70SR-13SV	35	0.90	TR-13
18	1.45/70SR-13LV	35	0.90	TR-13
19	1.65/80SR-14	25	1.10	TR-13

### **Truck & Light Commercial Vehicle**

20	6.50/6.00-16	20	1.30	TR-15
----	--------------	----	------	-------



## **Butyl Rubber Tubes**

### **Two Wheeler**

<b>No.</b>	<b>Size</b>	<b>Tubes per Box</b>	<b>Weight Kgs.</b>	<b>Valve</b>
1	2.25/2.50-16	50	0.36	TR 29
2	3.50-8	50	0.38	V1-08-3
3	2.75/3.00-10/ 16 x 300	60	0.35	V1-08-1
4	3.50-10	50	0.45	V1-08-1
5	90/90-12	50	0.48	V1-08-1
6	3.00-14	60	0.4	TR 29
7	2.25/2.50-17	50	0.36	TR 29
8	2.75/3.00-17	50	0.46	TR 29
9	2.50/2.75-18	50	0.46	TR 29
10	2.75/3.00-18	50	0.50	TR 29
11	3.50-18	40	0.55	TR 29
12	100/90-17	40	0.62	TR 29
13	100/90-18	40	0.62	TR 29
14	3.00/3.25-16	40	0.65	TR 29
15	3.00/3.25-19	40	0.58	TR 29
16	120/80-17	40	0.78	TR 29
17	130/80-18	40	0.82	TR 29
18	3.00-21	40	0.57	TR 29
19	4.10-18	40	0.62	TR 29
20	4.60-17	40	0.77	TR 29
21	4.00-8	50	0.42	V1-08-3



**Butyl  
Rubber Tubes**

**Passenger Radial**

No.	Size	Tubes per Box	Weight Kgs.	Valve
22	4.50-10	40	0.55	TR 13
23	4.50-12	40	0.65	TR13
24	1.45/70SR-12 / D-12	40	0.65	TR-13
25	155/165-13	35	0.65	TR13
26	155/165-13	35	0.75	TR13
27	5.20-14	35	0.75	TR13
28	185/6.50-14	25	0.80	TR13
29	185/6.50-14	25	0.90	TR13
30	195/80R14	25	1.10	TR 13
31	215R14	18	1.30	TR 13
32	185/195-15	20	0.90	TR 13
33	H78-15	20	1.10	TR 13
34	5.90-15	20	0.90	TR 13
35	195R15	20	0.90	TR 13
36	175/185/80R15	18	1.30	TR 13
37	195R15	20	0.90	TR 13
38	215/235/75R15	18	1.40	TR 13
39	205/215/70R15	18	1.30	TR 13
40	205/235R16	15	1.40	TR 75A
41	205R16	15	1.40	TR 13



## **Butyl Rubber Tubes**

### **Truck & Light Commercial Vehicle**

<b>No.</b>	<b>Size</b>	<b>Tubes per Box</b>	<b>Weight Kgs.</b>	<b>Valve</b>
42	6.50/6.00-16	20	1.10	TR 15
43	6.50/6.00-16	20	1.20	TR-15
44	6.50/6.00-16	20	1.10	TR 75A
45	6.50/6.00-16	20	1.10	V3-06-5
46	7.00/7.50-15	18	1.30	TR 15
47	7.00/7.50-15	18	1.30	TR 75A
48	7.00/7.50-16	15	1.40	TR 15
49	7.00/7.50-16	15	1.45	TR 75A
50	7.00/7.50-16	15	1.45	V3-06-5
51	7.50-16	15	1.70	TR 15
52	8.25-16	12	1.70	TR 75A
53	6.50-20	12	1.60	TR 15
54	7.00-20	12	1.90	TR 75A
55	7.00-20	12	1.90	TR 75A
56	7.50-20	12	1.90	V3-06-5
57	7.50-20	12	1.90	TR 175A
58	8.25-20	12	1.90	TR 175A
59	8.25-20	12	2.20	TR-15
60	9.00-20	10	2.30	TR 175A
61	10.00-20	9	2.50	TR 78A
62	10.00-20	9	2.70	TR 78A
63	11.00-20	8	2.90	TR 78A
64	12.00-22	6	4.00	TR 78A
65	11.00-22.5	7	3.50	TR 78A
66	11.00-22	7	3.50	TR 78A



## **Butyl Rubber Tubes**

### **Truck & Light Commercial Vehicle**

<b>No.</b>	<b>Size</b>	<b>Tubes per Box</b>	<b>Weight Kgs.</b>	<b>Valve</b>
67	14.00-20	5	4.50	TR 179A
68	14.00-20	5	4.20	TR 179A
69	13.00-20	6	4.00	TR 179A
70	12.00-20	8	3.20	V3-06-5
71	12.00-20	8	3.20	TR 78A
72	11.00-20	8	2.90	V3-06-5
73	10.00-20	9	2.70	V3-06-5

### **Implement Tyres**

74	6.00-10	35	0.70	TR 13
75	6.00-9	20	0.95	JS2
76	9.00-15	10	2.00	TR 75
77	9.00-15	10	2.00	TR 15
78	6.50-10	20	0.95	TR 13
79	7.00-12	20	1.20	JS2
80	6.00-12	35	0.70	JS2
81	5.00-12	35	0.60	TR 13
82	8.25-15	12	1.70	TR 75A
83	9.00-16	12	2.10	TR 15
84	9.00-16	12	2.10	TR 75
85	10.50-16	10	2.30	TR 15
86	12.5/80-18	10	2.40	TR 218A
87	5.00-19	18	1.25	TR 15
88	6.00-19	18	1.35	TR 15
89	7.00-19	12	1.90	TR 15
90	8.00-19	12	2.10	TR 15





## **Butyl Rubber Tubes**

### **Agriculture Range**

91	14.9/13-24	6	4.20	TR 218A
92	13.6/12.4-24	7	3.70	TR 218A
93	12.4/11-24	7	3.50	TR 218A
94	12.4/11-28	5	4.50	TR 218A
95	13.6/12-28	5	5.00	TR 218A
96	14.9/13-28	6	5.50	TR 218A
97	16.9/14-28	3	7.10	TR 218A
98	15.5/16-38	3	6.50	TR 218A
99	14.9/13-38	4	6.00	TR 218A
100	13.6/12-38	4	5.70	TR 218A
101	12.4/11-36	5	5.30	TR 218A
102	18.4/15-30	3	7.60	TR 218A
103	16.9/14-30	3	7.10	TR 218A

### **Heavy Truck & OTR**

104	25.5-25	1	14.4	TRJ1175C
105	23.5-25	1	12.4	TRJ1175C
106	20.5-25	2	10.4	TRJ1175C
107	18.00-24/25	2	9.4	TRJ1175C
108	17.5-25	2	9.4	TRJ1175C
109	16.00-24/25	3	8.8	TRJ1175C
110	15.5-25	3	8.8	TRJ1175C
111	13.00/14.00-24/25	4	5.7	TRJ1175C
112	13.00/14.00-24/25	4	5.7	TR 179A
113	12.00-24 AL-Rashed	4	4.5	V1.06.05
114	12.00-24	6	3.70	TR 78A
115	12.00-24	5	4.20	TR 78A
116	12.00-24	5	4.50	TR 78A