



Digital Ceramic Floor Tiles

600x600mm

VARNI TILES

 National Highway-8A
At. Lalpar Morbi-363642 (Guj.) INDIA

 +91 8849796355 | +91 7600664715

 info@varnitiles.com | export@varnitiles.com

 www.varnitiles.com



PRODUCT INDEX

Glossy |
Surface | Page 01

Lapato |
Surface | Page 15

Hard Matt |
Surface | Page 19

Rustic |
Surface | Page 25

Soft Matt |
Surface | Page 33

"Dreams pass into the reality of action. From the actions stems the dream again; and this interdependence produces the highest form of living."

Welcome to the World of "VARNI" that not only enhance your interiors, but also soothes your imagination and living Standards. We are perfect merger of technology, performance, functionality and aesthetic appeal. Right from the very start, VARNI was strongly motivated towards its connotation as an innovative company, with high technological content and forward-looking vision.

Products are 100% "Made in INDIA" and manufactured in complete respect of people and the environment, for the most varied destinations of use in every single corner of the globe. VARNI has endeavored to adorn homes with delight, exuberance and vivaciousness resounding with the quality, strength and life of its products.

The customers tastes and preferences change at a very fast pace. Hence, we continue to innovate and bring fresh new designs to cater to the market. So come indulge in the aura of these unique appealing designs.

we **Increase**
your Living **Standards**



25501



25502




25503



25504



25505



25506



25507



25508



25509



Preview of 25501



we increase your living standards...



25510



25511



25512



25513



25514



25515



25516



25517



25518



Preview of 25512



25519



25520




25521



25522



25523



25524



25525



25526




25527



Preview of 25525



we increase your living standards...



25528



25529



25530




25531



25532



25533




25534



25535



25536



Preview of 25535



we increase your living standards...



25537



25538



25539




25540



25541



25542



25543



25544



25545



Preview of 25543



we increase your living standards...



35501




35502




35503



35504



35505



35506



Preview of 35503



35507




35508



35509



35510



Preview of 35508



we increase your living standards...



45501-GLOSSY SURFACE
55501-LAPATO SURFACE
65501-MATT SURFACE



45502-GLOSSY SURFACE
55502-LAPATO SURFACE
65502-MATT SURFACE



45503-GLOSSY SURFACE
55503-LAPATO SURFACE
65503-MATT SURFACE



45504-GLOSSY SURFACE
55504-LAPATO SURFACE
65504-MATT SURFACE



45505-GLOSSY SURFACE
55505-LAPATO SURFACE
65505-MATT SURFACE



Preview of 45503



we increase your living standards...



45506-GLOSSY SURFACE
55506-LAPATO SURFACE
65506-MATT SURFACE




45507-GLOSSY SURFACE
55507-LAPATO SURFACE
65507-MATT SURFACE



45508-GLOSSY SURFACE
55508-LAPATO SURFACE
65508-MATT SURFACE



45509-GLOSSY SURFACE
55509-LAPATO SURFACE
65509-MATT SURFACE



45510-GLOSSY SURFACE
55510-LAPATO SURFACE
65510-MATT SURFACE




45511-GLOSSY SURFACE
55511-LAPATO SURFACE
65511-MATT SURFACE



Preview of 45508




we increase your living standards...



Maple Brown



Maple Dark



Maple Ivory



Merino Dark



Merino Light



Rainbow Wood



Wood Crema




Wood Wisky



Preview of Maple Ivory



we increase your living standards...




Apricoat Brown



Apricoat Wenge



Travertino Brown



Travertino Ivory



White Gold



White Wood



Preview of White Wood



we increase your living standards...



Croma Wood



Oniste Wood



Prima Plain



Prima Wood



Square Wood



Tasmania Brown



Tasmania Ivory



Wood Flower



Preview of Croma Wood



we increase your living standards...




Galaxy Green



Galaxy Grey




Marbella Green




Marfil Dark



Monza Ivory




Polar Beige



Polar Brown



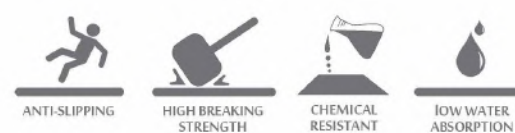
Volcano River



Volcano Stone



Preview of Marbella Green



we increase your living standards...



Smoke Brown



Smoke Grey



Smoke Ivory



Vizon Beige



Vizon Brown



Vizon Grey



Preview of Vizon Beige and Vizon Brown



we increase your living standards....



Canary Grey



Canary Ivory



Colorado Brown



Colorado Grey



Colorado Ivory



Robble Wood




Rosatto Black



Rosatto Yellow



Wenge Wood



Preview of Colorado Ivory



we increase your living standards...



Carom Black



Carom Brown




Carom Grey



Carom White



Tectonic Brown



Tectonic Gris




Preview of Carom White



we increase your living standards...



Bianco Brown



Bianco Crema



Bianco Flower



Bianco Calypso



Italino Gold




Perino Brown



Perino Yellow



Traverto Grey



Traverto Ivory



Preview of Bianco Series



we increase your living standards...



Altica White



Altica Crema



Altica Decor




Karana White




Sandos White




Corus Light



Corus Square



Corus Round



Corus Dark



Preview of Sandos White




we increase your living standards....



Copper Dark




Copper Light



Estonia Blue



Estonia Decor




Estonia Grey




Matrix Wood




Momento Green



Momento Pista



Ranurado



Preview of Estonia Series



we increase your living standards...



Fabio Beige




Fabio Flower



Orion




Rubix Flower



Rubix Ivory



Sparko Blue



Sparko Grey



Preview of Orion



we increase your living standards...



GUIDE LINES FOR FIXING THE TILES

- ❖ DO NOT FIX ON FRESH SURFACE. Complete the base plaster at least 15 days prior to laying the tiles.
- ❖ Arrange the tiles from 4-5 boxes as per the pattern of your choice before fixing. See that they give desired blend of color and also ensure that you are visually satisfied with the arrangement. Please note a little variation in shades do occur in all ceramic products.
- ❖ Do not put the tiles under any additional or outside processes like firing, printing etc. The company bears no liability in such circumstances.
- ❖ Conventional cement-sand mixture can be used to fix the porcelain's joint free tiles on the floor. However, it is recommended to use the proper adhesive only for fixing the tiles on walls. Also follow the instructions provided with such adhesives. Do NOT USE NEAT CEMENT.
- ❖ These tiles can be fixed free of joints without leaving the gap between two tiles. However, it is recommended to provide a gap of 2-4mm at every six meters when the tiles are to be fixed on large areas. DO NOT PRESS THE TILES WITH ANY HEAVY MATERIAL LIKE AN IRON HAMMER, etc.
- ❖ Wipe with a damp sponge and polish the tiles with a soft dry cloth after FIFTEEN MINUTES of fixing.
- ❖ Use water or diluted soap solution for cleaning. Remove the residue of the soap solution by applying clean soft moist cloth moistened with clean water. DO NOT SCRUB OR SCRATCH THE SURFACE.
- ❖ The company bears no liability towards the problems (if any) raised due to adhesives or lack of good workman-ship / or supervision.

We Increase Your Living Standards...

TECHNICAL ASPECTS

PROPERTIES		ISO Standard 13006/EN 176 Group Bla	OUR VALUE
	Length and width	± 0.5%	± 0.4%
	Thickness	± 5.0%	± 3.0%
	Straightness of sides	± 0.5%	± 0.5%
	Rectangularity	± 0.6%	± 0.4%
	Surface flatness	± 0.5%	± 0.2%
	Water absorption	≤ 3.6%	≤ 3.6%
	Breaking strength	≥ 220 Kgs/cm ²	≥ 270 Kgs/cm ²
	Resistance to chemicals	resistance to all alkalis (except hydrochloric acid and its compound)	resistance to all alkalis (except hydrochloric acid and its compound)
	Thermal shock	10 cycles	4 cycles

PACKING DETAILS

Size	Thickness	Tiles Per Box	Coverage Area	Weight Per Box
600 x 600 mm	10 mm	4	1.44 Sq mtr. (Approx)	31 Kgs

DISCLAIMER : We reserves the right to delete & amend either totally or partially, any of the colours, shapes, sizes, references and other technical specifications contained in this catalogue at any time. Prospective customers are advised to inspect a sample of the tile. The colours shown of tiles in this catalogue are purely illustrative and limited to printing process. Shade & Size Variations are inherent characteristics of ceramics. Company does not accept responsibility once the tiles are laid.