



Digital Glazed Vitrified Tiles

600x600mm | 600x1200mm

VARNI TILES

 National Highway-8A
At. Lalpar Morbi-363642 (Guj.) INDIA

 +91 8849796355 | +91 7600664715

 info@varnitiles.com | export@varnitiles.com

 www.varnitiles.com



PRODUCT INDEX

600x600mm

Glossy Surface | Page 01

Rustic Surface | Page 15

600x1200mm

Glossy Surface | Page 21

High Glossy Surface | Page 24

Rustic Surface | Page 27

Sugar Surface | Page 30

Wooden Surface | Page 31

"Dreams pass into the reality of action. From the actions stems the dream again; and this interdependence produces the highest form of living."

Welcome to the World of "VARNI" that not only enhance your interiors, but also soothes your imagination and living Standards. We are perfect merger of technology, performance, functionality and aesthetic appeal. Right from the very start, VARNI was strongly motivated towards its connotation as an innovative company, with high technological content and forward-looking vision.


Products are 100% "Made in INDIA" and manufactured in complete respect of people and the environment, for the most varied destinations of use in every single corner of the globe. VARNI has endeavored to adorn homes with delight, exuberance and vivaciousness resounding with the quality, strength and life of its products.

The customers tastes and preferences change at a very fast pace. Hence, we continue to innovate and bring fresh new designs to cater to the market. So come indulge in the aura of these unique appealing designs.


we **Increase**
your Living **Standards**



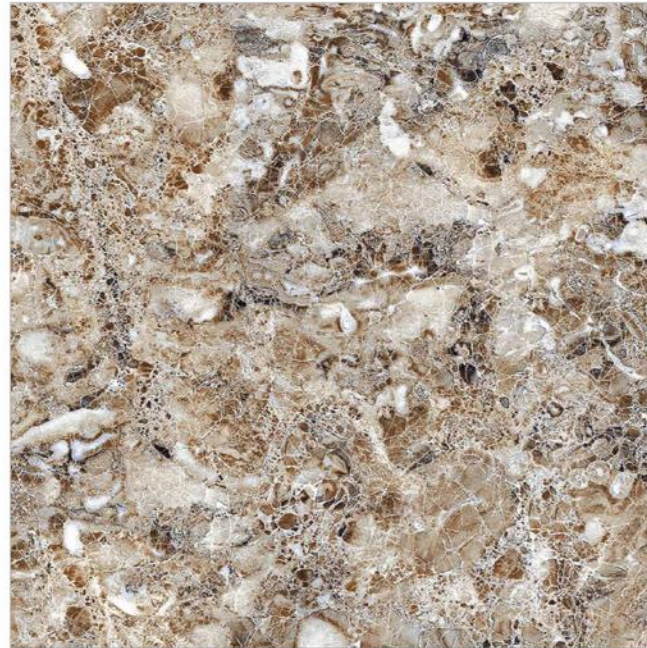
Ambience Beige




Ambience Black



Ambience Grey



Ambience Natural



Antisky



Armani Beige



Armani Bruno



Armani Choco




Armani Grey




Armani Nero



Arrosa Crema



Arrosa Gold



Autam Beige



Autam Brown



Autam Crema



Autam White



Bianco Carrara



Bottochino Crema




Bottochino Gris




Brasilio Wine




Calcutta Brown



Calcutta Grey



Canvas Aqua



Canvas Beige



Canvas Brown



Canvas Light



Canvas Brown



Canvas Grey



Cedar wood Brown



Cedar wood Moca




Cedar wood Natural



Classico Beige




Classico Brown



Classico Nero



Classico Sky



Cloudy Blue



Cloudy Brown



Craft Onyx Beige



Craft Onyx Brown



Duro Beige




Duro Bianco




Dyna Marfil



Dyna Moca




Empro Brown



Empro Grey




Everest Bianco



Everest Grey



Fesco Choco




Fresco Grey



Flamingo Beige



Florence Choco



Florence Crema



Flamingo Brown



Flamingo Verde



Gama Bianco



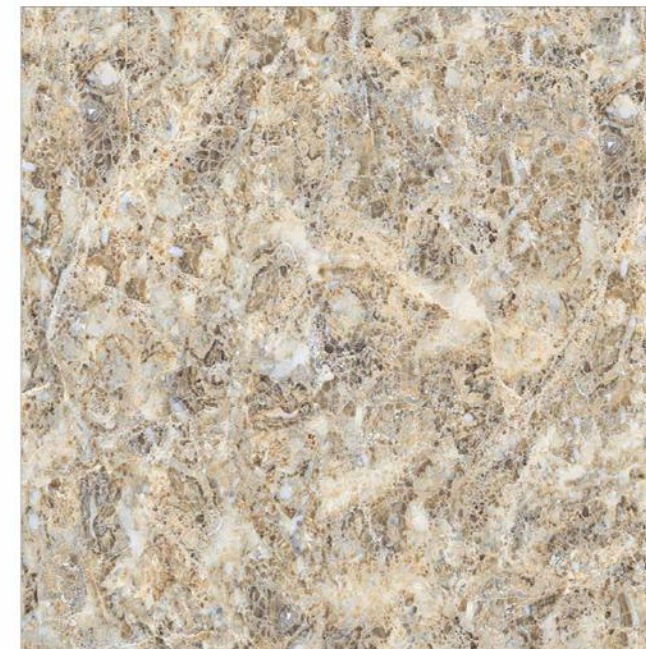
Gama Crema



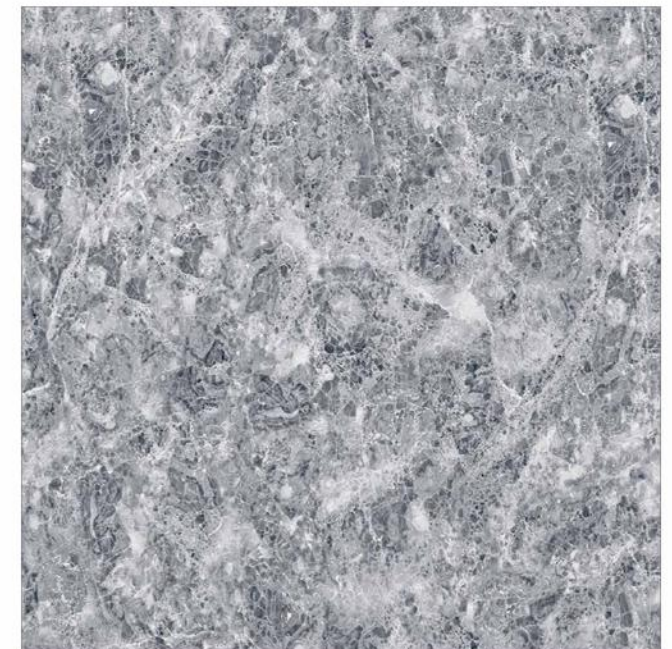
Florence Beige



Florence Brown



Gama Green



Gama Grey



Glacier White




Golden Wood



Monaco Crema




Monaco Gold



Honey Onyx



Italian Onyx




Monaco Grigio



Natural Travertino




Marvel Beige



Monaco Bianco



Natural Wood




Neonex Dark



Neonex Light



Onice Brown



Sky Onyx Beige




Statuario Blue




Onice Grey



Onice White



Travertino Beige



Travertino Bianco




Onyx Bianco



Royal White




Travertino Brown




Travertino Grey



Cemento Earth



Cemento Grigio




Cemento Nero



Desert Bianco



Desert Brown




Desert Crema



Desert Grey




Disney Beige




Disney Bianco



Disney Brown




Disney Crema



Disney Grigio



Ethena Brown



Ethena Crema



Jupiter Dark



Jupiter Light




Jupiter Lime




Jupiter Natural




Jupiter Verde



Russel Beige



Russel Bianco



Russel Crema



Russel Grey



Urban Azul



Urban Beige



Urban Grey




Urban Gris



Urban Light



Urban Natural



Urban Nero



Urban Pearl




Urban Verde



Concrete Beige

Sugar Surface



Stonic Grey

Sugar Surface



Oxford Wood

Sugar Surface



Antisky



Bianco Carrara




Crystal Dyna



Fantastico Natural



Fantastico Onice



Glacier White




Hill Brown




Hill Crema



Imperial Crema



Imperial Grey




Imperial Gris



Imperial Natural



Imperial Verde



Island Bianco



Island Crema



Marmi lime



Marmi Mint



Marvel Beige



Marvel Bianco



Mountain Crema



Onyx Gold



Royal Glacier




Arabascoto

High Gloss



Bidasar

High Gloss




Black Poratro

High Gloss



Empradir Glass

High Gloss



Fire Glass

High Gloss



Marquna

High Gloss



Natural Hill

High Gloss



Onyx Vasa

High Gloss



Pearl Azul High Gloss



Pearl Beige High Gloss



Pearl Bianco High Gloss



Pearl Grey High Gloss




Pearl Light High Gloss



Pearl Natural High Gloss



Pearl Verde High Gloss



Sabia Natural High Gloss



Silvasa Blue High Gloss



Titanium Black High Gloss



Travo Black High Gloss



Zeal Black High Gloss



Cemento Earth



Cemento Grigio




Cemento Nero



Desert Brown



Desert Crema



Desert Grey




Jupiter Dark



Jupiter Lime



Jupiter Natural



Russel Beige



Russel Bianco



Russel Crema



Russel Grey



Urban Azul



Urban Beige



Urban Bianco



Urban Grey



Urban Light



Urban Natural



Urban Verde



Aerial Wood Grey

Sugar



Aerial Wood Nero

Sugar



Paitra Green

Sugar



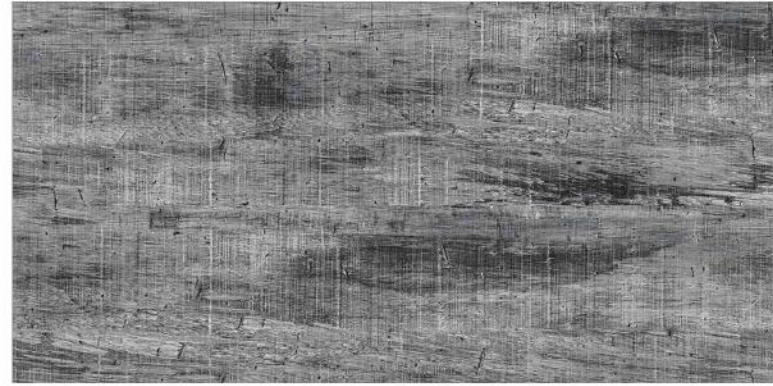
Tiger Wood

Sugar



Cedar Wood

Punch



Moca Wood

Punch



Azul Strip

Satin



Cemento White

Satin



Natural Wood

Punch



Rock Wood

Punch



Cemento Wood

Satin



German Wood

Satin



Teak Wood

Punch



Tiger Wood

Punch



Natural Strip

Satin



Zibra Wood

Punch



GUIDE LINES FOR FIXING THE TILES

- ❖ DO NOT FIX ON FRESH SURFACE. Complete the base plaster at least 15 days prior to laying the tiles.
- ❖ Arrange the tiles from 4-5 boxes as per the pattern of your choice before fixing. See that they give desired blend of color and also ensure that you are visually satisfied with the arrangement. Please note a little variation in shades do occur in all ceramic products.
- ❖ Do not put the tiles under any additional or outside processes like firing, printing etc. The company bears no liability in such circumstances.
- ❖ Conventional cement-sand mixture can be used to fix the porcelain's joint free tiles on the floor. However, it is recommended to use the proper adhesive only for fixing the tiles on walls. Also follow the instructions provided with such adhesives. Do NOT USE NEAT CEMENT.
- ❖ These tiles can be fixed free of joints without leaving the gap between two tiles. However, it is recommended to provide a gap of 2-4mm at every six meters when the tiles are to be fixed on large areas. DO NOT PRESS THE TILES WITH ANY HEAVY MATERIAL LIKE AN IRON HAMMER, etc.
- ❖ Wipe with a damp sponge and polish the tiles with a soft dry cloth after FIFTEEN MINUTES of fixing.
- ❖ Use water or diluted soap solution for cleaning. Remove the residue of the soap solution by applying clean soft moist cloth moistened with clean water. DO NOT SCRUB OR SCRATCH THE SURFACE.
- ❖ The company bears no liability towards the problems (if any) raised due to adhesives or lack of good workman-ship / or supervision.

We Increase Your Living Standards...

TECHNICAL ASPECTS

PROPERTIES		TEST METHOD	ISO STANDARD 13006 B1a TILES	OUR VALUE
	Length and width	BS EN ISO 10545-2	± 0.6%	± 0.3%
	Thickness	BS EN ISO 10545-2	± 5.0%	± 3.0%
	Straightness of sides	BS EN ISO 10545-2	± 0.5%	± 0.3%
	Rectangularity	BS EN ISO 10545-2	± 0.6%	± 0.3%
	Surface flatness	BS EN ISO 10545-2	± 0.5%	± 0.3%
	Water absorption	BS EN ISO 10545-3	≤ 0.5%	≤ 0.05%
	Breaking strength	BS EN ISO 10545-4	≥ 1300N	≥ 1500N
	Modulus of rupture	BS EN ISO 10545-4	≥ 35 N/mm ²	≥ 45 N/mm ²
	Resistance to deep abrasion	BS EN ISO 10545-6	≤ 175mm ³	≤ 150mm ³
	Linear thermal expansion	BS EN ISO 10545-8	≤ 9 x 10 ⁻⁶ °C ⁻¹	≤ 7 x 10 ⁻⁶ °C ⁻¹
	Thermal shock resistance	BS EN ISO 10545-9	No visible defect	No visible defect
	Frost resistance	BS EN ISO 10545-12	Frost proof	Frost proof
	Resistance to chemicals	BS EN ISO 10545-13	No visible effect	No visible effect
	Resistance to stains	BS EN ISO 10545-14	Manufacturer to state class	Stains removed Min. Class 3
	Colour resistance	BS EN ISO 10545-16	No damage	No damage
	Colour resistance to UV Light	DIN 51094	No change in color	No change in color
	Scratch hardness (MOH's Scale)	EN 101	≥ 6 MOHS	≥ 7 MOHS
	Surface quality	BS EN ISO 10545-2	Min. 95%	No visible defect
	Skid resistance (friction co-efficient)	BS EN ISO 10545-17	> 0.4	> 0.4
	Moisture Expansion	-	Nil	Nil

PACKING DETAILS

Size	Thickness	Tiles Per Box	Coverage Area	Weight Per Box
600 x 600 mm	10 mm	4	1.44 Sq mtr.	31 Kgs
600 x 1200 mm	11 mm	2	1.44 Sq mtr.	36 Kgs

APPLICATION



DISCLAIMER : We reserves the right to delete & amend either totally or partially, any of the colours, shapes, sizes, references and other technical specifications contained in this catalogue at any time. Prospective customers are advised to inspect a sample of the tile. The colours shown of tiles in this catalogue are purely illustrative and limited to printing process. Shade & Size Variations are inherent characteristics of ceramics. Company does not accept responsibility once the tiles are laid.