



2022 Product Catalog

RAIN[®]

Table of Contents

| | | | |
|---------------------------------|-----------|----------------------------------|-----------|
| THE K-RAIN® STORY | 01 | ELECTRIC VALVES | 48 |
| | | Valve Comparison Chart | 49 |
| ROTORS | 02 | ProSeries 100 Valves | 50 |
| Rotor Comparison Chart | 03 | ProSeries 150 Valves | 52 |
| MiniPro® | 04 | ProSeries 200 Valves | 54 |
| RPS™ 50 | 06 | Valve Accessories | 55 |
| RPS™ 75 | 08 | | |
| RPS™ 75i | 10 | CONTROLLERS | 56 |
| RPS™ Select | 14 | Controller Comparison Chart | 57 |
| ProPlus® | 16 | SiteMaster | 58 |
| SuperPro® | 18 | PRO EX 2.0 | 60 |
| ProSport® | 22 | PRO-LC | 63 |
| Rotor Accessories | 24 | RPS™ 46 | 64 |
| | | BLUE | 65 |
| SPRAYS | 26 | Rain Sensor | 66 |
| Spray Body Comparison Chart | 27 | Controller Accessories | 67 |
| Pro-S™ | 28 | | |
| NP Sprays | 30 | PUMP START RELAYS | 68 |
| K-Sprays | 31 | | |
| Spray Accessories | 32 | SINGLE STATION CONTROLLER | 69 |
| | | | |
| NOZZLES | 34 | INDEXING VALVES | |
| Nozzle Comparison Chart | 35 | 4000 Series Indexing Valve | 70 |
| Rotary Nozzle Series | 36 | 6000 Series Indexing Valve | 71 |
| Fully Adjustable Rotary Nozzles | 38 | | |
| High Efficiency KVF Nozzles | 40 | RECLAIMED WATER (RCW) | 72 |
| KV Nozzles | 42 | | |
| Fixed Nozzles | 44 | Custom Products | 74 |
| | | Premier Contractor Program | 75 |
| DRIP, BUBBLERS | | Design Resources | 76 |
| Drip Irrigation | 46 | Charts | 77 |
| Bubblers | 47 | Warranty | 88 |

Incorporated in 1972, K-Rain® Manufacturing started on the path to become one of the largest manufacturers of irrigation rotors, sprays, valves and controllers in the world.

The Early Years

As a young man, Carl Kah excelled in physics and chemistry and had a keen interest in electronics and aerodynamic design. While still in high school, he designed and built an early version of a cyclone vacuum cleaner. It would be the first of many inventions to come.

From Rockets to Rotors

With a degree in Chemical Engineering and after graduating first in his class from the U.S. Army Artillery Corps Guided Missile School, Carl began work in the Applied Research and Propulsion Division of Pratt & Whitney. His contribution there helped develop the early reusable rocket engines – a technology that is still used by NASA today.

In the evenings, out of concern for his own residential lawn, he used a lathe in his garage to design and machine a valve that cycled from zone to zone thus eliminating the need for multiple valves. Carl patented the valve in 1966.

In 1970, he invented and patented the Modulated Pressure Control. This allowed for the control of the entire irrigation system of a golf course without wires or tubes. The patent was later sold to a manufacturer of golf course irrigation systems. That patent sale was the catalyst to founding K-Rain® Manufacturing.

Expansion

Twelve years later in 1986, Chip Kah joined the business and led the development and growth of indexing valves for the wastewater disposal industry. And as early as 1991, K-Rain® introduced its first gear drive sprinkler. By 1993, Chip would be at the helm as president of the company.

1995 was a new turning point for the company. K-Rain® began expanded their products to retail and Carl's two daughters, Gretchen and Deborah Kah joined the business. Gretchen Kah would eventually lead the west coast sales division. Deborah Kah, an attorney, would be managing intellectual property and human resources.

Christopher Kah, Chip's oldest son, joined the business in 2016 and as recently as 2017 son Trevor officially came on board making it three generations driving the company.



A young Carl Kah working with a lathe

Engineering First

K-Rain® has always been an "engineering first" environment, continually seeking to pair ease-of-use with industry-leading technology. The commitment to quality has led the company to an ISO9001 quality certification in 2006. ISO is the quality standard for manufacturing and process control.

Carl himself holds over 80 patents specific to the irrigation industry including the three-spring reversing mechanism still used today in most gear driven sprinklers. He continues to use his engineering expertise and creativity to further develop innovative technology.

Sustainability is one of the top priorities at the company with a full range of products for reclaimed/recycled water. "Doing our part for a greener future is just part of our DNA," says Adrian Toribio, Director of Operations and Quality. "We're environmentally conscious about the materials we select and ensuring our manufacturing processes are highly energy efficient as well."

K-Rain® persists in leading the industry globally with new developments in rotor and nozzle engineering. "Our RPS™ 75i with Intelligent Flow Technology® is the only rotor of its type to significantly reduce water waste by regulating flow and distance proportionately and simultaneously," notes Chip. "Also, the RPS™ Select is another unique rotor with 4 built-in nozzles—select the pattern and select the equivalent nozzle for matched precipitation. And in the past few years, we've introduced new items such as blue tooth controllers for use with smart phones and WiFi enabled controllers."

Today

Over 400 men and women make up the K-Rain® team, serving customers in the United States and more than 60 countries worldwide. Beyond any technical advancement, people are at the heart of all we do. Every day we go to work with one thought: Make it better.

rotors



Rotor Comparison Chart

From small landscapes to sports stadiums, K-Rain has a rotor for every landscape. Designed and built to provide year after year high performance and low maintenance, K-Rain rotors deliver outstanding coverage on any terrain. Enjoy a comprehensive range of innovative features and exceptional functionality.

| | MiniPro | RPS50 | RPS75 | RPS75i | RPS Select | ProPlus | SuperPro | ProSport |
|--|----------|----------|----------|----------|-----------------------|-------------------|-------------------|-------------------|
| Specifications | | | | | | | | |
| Inlet Size | 1/2" | 1/2" | 3/4" | 3/4" | 3/4" | 3/4" | 3/4" | 1" |
| Radius | 18'-33' | 18'-33' | 22'-51' | 26'-48' | 33'-46' | 22'-50' | 26'-46' | 43'-77' |
| Flow Range (GPM) | 0.8-3.8 | 0.8-3.8 | 0.7-8.3 | 0.9-9.7 | 1.3-6.8 | 0.5-10.0 | 0.8-11.1 | 5.1-32.5 |
| Features | | | | | | | | |
| Pressure Rating (PSI) | 20-70 | 20-70 | 20-70 | 20-70 | 20-70 | 20-70 | 20-70 | 40-90 |
| Nozzle Trajectory | 25° | 25° | 26° | 26° | 24° | 26° | 26° | 26° |
| Pre-installed Nozzles | #1.5 | #1.5 | #3.0 | #2.5 | 4 built-in selectable | #2.5 | #2.5 | #10 |
| Low Angle Nozzle Choices | | | • | • | | • | • | |
| Non-Strippable Drive (arc memory clutch) | | | | | | • | • | • |
| Arc Adjustment Range | 40°-360° | 40°-360° | 40°-360° | 40°-360° | 40°-360° | 40° to cont. 360° | 40° to cont. 360° | 40° to cont. 360° |
| Top Arc Set Indication | • | | | | • | • | • | • |
| Intelligent Flow Technology® | | | | • | | | • | |
| Reclaimed Water Available | • | | • | • | • | • | • | • |
| Stainless Steel Available | | | • | • | | | | • |
| Optional or Factory Installed CV | • | • | • | • | • | • | • | Standard |
| Warranty | 5 years | 5 years | 5 years | 5 years | 5 years | 5 years | 5 years | 5 years |

MiniPro®

Perfect for small lawn and landscape areas.

Features

- Revolutionary Patented Top Arc Set – Simplified arc set allows for wet or dry adjustment in seconds
- 1/2" Inlet – Replaces all standard mini rotors and pop-up sprays
- Adjustable to 360° – Full range of adjustment from 40° to 360°
- Patented Top Arc Set Degree Markings – Clearly indicates the current watering pattern and simplifies arc set adjustment
- Time Proven Patented Reversing Mechanism – Assures continuous reverse and return...over a 35 year history
- Rubber Cover – Seals out dirt and increases product durability
- Optional Check Valve – Prevents low head drainage

Specifications

- Arc Adjustment Range: 40° – 360°
- Flow Range: 0.8 – 3.8 GPM (3 – 14,4 LPM)
- Pressure Rating: 20 – 70 PSI (1,4 – 4,8 bar)
- Precipitation Rate: .26 – .60 in/hr (6,6 – 15,24 mm/hr) (depending on spacing and nozzle used)
- Recommended Spacing: 17' – 34' (5,2 – 10,4 m)
- Radius: 18' – 33' (5,5 – 10,1 m)
- Nozzle Trajectory: 25°

Easy Arc Setting

Arc Selection: 40° to 360°
Adjust from left start



Fast Facts

| | |
|-----|--|
| All | Inlet: 1/2" (1,3 cm) female thread NPT |
| 4" | Retracted height: 6" (15,2 cm) Riser height: 4" (10,2 cm) |
| 6" | Retracted height: 8 3/8" (21,3 cm) Riser height: 6" (15,2 cm) |
| 12" | Retracted height: 15 1/4" (38,7 cm) Riser height: 12" (30,5 cm) |



Model


13003 4" (10,2 cm) MiniPro®

13006 6" (15,2 cm) MiniPro®

13012 12" (30,5 cm) MiniPro®

Accessories

See page 24-25



Performance Data

| NOZZLE | PRESSURE PSI | RADIUS Feet | FLOW GPM | PRECIP in/hr | |
|---------------------------|-----------------|----------------|-------------|--------------|-----|
| | | | | ■ | ▲ |
| #0.75 | 30 | 18 | 0.8 | .45 | .51 |
| | 40 | 19 | 0.8 | .43 | .49 |
| | 50 | 20 | 0.9 | .43 | .50 |
| #1.0 | 30 | 26 | 0.9 | .26 | .30 |
| | 40 | 27 | 1.2 | .32 | .37 |
| | 50 | 27 | 1.3 | .34 | .40 |
| #1.5 Pre- installed | 30 | 27 | 1.5 | .34 | .40 |
| | 40 | 27 | 1.8 | .32 | .37 |
| | 50 | 28 | 2.0 | .34 | .39 |
| #2.0 | 30 | 29 | 2.0 | .39 | .44 |
| | 40 | 30 | 2.3 | .42 | .49 |
| | 50 | 31 | 2.7 | .42 | .49 |
| #3.0 | 30 | 32 | 3.0 | .48 | .55 |
| | 40 | 33 | 3.4 | .45 | .51 |
| | 50 | 33 | 3.8 | .52 | .60 |

Performance Data, Metric

| NOZZLE | PRESSURE Bar | RADIUS Meters | FLOW L/M | PRECIP mm/hr | |
|---------------------------|-----------------|------------------|-------------|--------------|----|
| | | | | ■ | ▲ |
| #0.75 | 2,07 | 5,5 | 2,8 | 11 | 13 |
| | 2,76 | 5,8 | 3,0 | 11 | 12 |
| | 3,45 | 6,1 | 3,4 | 11 | 13 |
| #1.0 | 2,07 | 7,9 | 3,4 | 7 | 8 |
| | 2,76 | 8,2 | 4,5 | 8 | 9 |
| | 3,45 | 8,2 | 4,9 | 9 | 10 |
| #1.5 Pre- installed | 2,07 | 8,2 | 5,7 | 9 | 10 |
| | 2,76 | 8,2 | 6,8 | 8 | 9 |
| | 3,45 | 8,5 | 7,6 | 9 | 10 |
| #2.0 | 2,07 | 8,8 | 7,6 | 10 | 11 |
| | 2,76 | 9,1 | 8,7 | 11 | 12 |
| | 3,45 | 9,4 | 10,2 | 11 | 12 |
| #3.0 | 2,07 | 9,8 | 11,4 | 12 | 14 |
| | 2,76 | 10,1 | 12,9 | 11 | 13 |
| | 3,45 | 10,1 | 14,4 | 13 | 15 |

*All precipitation rates calculated for 180° operation.
For the precipitation rate for a 360° sprinkler, divide by 2.

How to Specify with Options

| MODEL | OPTION |
|-------|--------------------------|
| 13003 | -CV Check valve |
| 13006 | -NN No nozzle |
| 13012 | -RCW Reclaimed water use |

Examples: 13003-NN, 13006-RCW-CV



RPS™ 50

Designed for smaller landscape areas.

Features

- Right Position Start
- Patented Reversing Mechanism – Continuous reverse and return
- Ideal for use in tandem with larger rotors
- Rubber Cover – Seals out dirt and increases product durability
- Comes with 5 Nozzles for system flexibility
- Optional Check Valve – Prevents low head drainage

Specifications

- Arc Adjustment Range: 40° – 360°
- Flow Range: .8 – 3.8 GPM (2,8 – 14,4 LPM)
- Pressure Rating: 20 – 70 PSI (1,4 – 4,8 bar)
- Precipitation Rate: .26 – .60 in/hr (6,6 – 15,24 mm/hr)
(depending on spacing and nozzle used)
- Recommended Spacing: 17' – 34' (5,2 – 10,4 m)
- Radius: 18' – 33' (5,5 – 10,1 m)
- Nozzle Trajectory: 25°

Easy Arc Setting

Arc Selection: 40° to 360°
Adjust from right start




Model

RPS50 RPS™ 50

Accessories

See page 24-25



Fast Facts

Inlet: 1/2" (1,3 cm) female thread NPT

Retracted height: 6" (15,2 cm)

Riser height: 4" (10,2 cm)



Performance Data

| NOZZLE | PRESSURE PSI | RADIUS Feet | FLOW GPM | PRECIP in/hr | |
|---------------------------|-----------------|----------------|-------------|--------------|-----|
| | | | | ■ | ▲ |
| #0.75 | 30 | 18 | 0.8 | .45 | .51 |
| | 40 | 19 | 0.8 | .43 | .49 |
| | 50 | 20 | 0.9 | .43 | .50 |
| #1.0 | 30 | 26 | 0.9 | .26 | .30 |
| | 40 | 27 | 1.2 | .32 | .37 |
| | 50 | 27 | 1.3 | .34 | .40 |
| #1.5 Pre- installed | 30 | 27 | 1.5 | .34 | .40 |
| | 40 | 27 | 1.8 | .32 | .37 |
| | 50 | 28 | 2.0 | .34 | .39 |
| #2.0 | 30 | 29 | 2.0 | .39 | .44 |
| | 40 | 30 | 2.3 | .42 | .49 |
| | 50 | 31 | 2.7 | .42 | .49 |
| #3.0 | 30 | 32 | 3.0 | .48 | .55 |
| | 40 | 33 | 3.4 | .45 | .51 |
| | 50 | 33 | 3.8 | .52 | .60 |

Performance Data, Metric

| NOZZLE | PRESSURE Bar | RADIUS Meters | FLOW L/M | PRECIP mm/hr | |
|---------------------------|-----------------|------------------|-------------|--------------|----|
| | | | | ■ | ▲ |
| #0.75 | 2,07 | 5,5 | 2,8 | 11 | 13 |
| | 2,76 | 5,8 | 3,0 | 11 | 12 |
| | 3,45 | 6,1 | 3,4 | 11 | 13 |
| #1.0 | 2,07 | 7,9 | 3,4 | 7 | 8 |
| | 2,76 | 8,2 | 4,5 | 8 | 9 |
| | 3,45 | 8,2 | 4,9 | 9 | 10 |
| #1.5 Pre- installed | 2,07 | 8,2 | 5,7 | 9 | 10 |
| | 2,76 | 8,2 | 6,8 | 8 | 9 |
| | 3,45 | 8,5 | 7,6 | 9 | 10 |
| #2.0 | 2,07 | 8,8 | 7,6 | 10 | 11 |
| | 2,76 | 9,1 | 8,7 | 11 | 12 |
| | 3,45 | 9,4 | 10,2 | 11 | 12 |
| #3.0 | 2,07 | 9,8 | 11,4 | 12 | 14 |
| | 2,76 | 10,1 | 12,9 | 11 | 13 |
| | 3,45 | 10,1 | 14,4 | 13 | 15 |

*All precipitation rates calculated for 180° operation.
For the precipitation rate for a 360° sprinkler, divide by 2.

How to Specify with Options

| MODEL | OPTION |
|-------|--------------------------|
| RPS50 | -CV Check valve |
| | -RCW Reclaimed Water Use |

Example: RPS50-CV



RPS™ 75

Sets the standard for 3/4" gear-driven rotors.

Features

- Right Position Start
- Full and Part Circle Rotation – Provides a full range of adjustment from 40° to 360°
- Non-flushing Wiper Seal – Reduces leaks caused by debris trapped under seal
- 3/4" (1,9 cm) Inlet – Replaces all standard rotors
- Ideal for Low Flow Applications
- Rubber Cover – Seals out dirt and increases durability
- Wide Selection of Nozzles – Including standard and low angle for flexibility in system design
- Includes 5 Free Check Valve Assemblies Per Box
- Universal Riser Assembly – Fits into existing Hunter® PGP® and PGP® Ultra cans

Specifications

- Arc Adjustment Range: 40° – 360°
- Flow Range: 0.7 – 8.3 GPM (2,6 – 31 LPM)
- Pressure Rating: 20 – 70 PSI (1,4 – 4,8 bar)
- Precipitation Rate: .16 – .88 in/hr (4 – 22,4 mm/hr) (depending on spacing and nozzle used)
- Recommended Spacing: 25' – 45' (7,6 – 13,7 m)
- Radius: 22' – 51' (6,7 – 15,5 m)
- Nozzle Trajectory: 26°
- Low Angle Nozzle Trajectory: 11°
- 8 Standard and 4 Low Angle Nozzles Included


Easy Arc Setting

Arc Selection: 40° to 360°
Adjust from right start



Accessories

See page 24-25



Fast Facts

| | |
|-------|--|
| All | Inlet: 3/4" (1,9 cm) female thread NPT |
| 4" | Retracted height: 7 3/8" (19,7 cm) Riser height: 4 3/8" (11,1 cm) |
| 6" | Retracted height: 9 1/2" (24,1 cm) Riser height: 6 3/8" (16,2 cm) |
| Shrub | Height: 7 1/2" (19,1 cm) |



Models

| | |
|----------------------|----------------------------|
| RPS75 | RPS™ 75 Rotor |
| RPS75-360° | RPS™ 75 Rotor, 360° |
| RPS75-SH | RPS™ 75 Rotor, Shrub |
| RPS75-360°-SH | RPS™ 75 Rotor, 360°, Shrub |
| RPS75-6INCH | 6" (15,2 cm) RPS™ 75 Rotor |

How to Specify with Options

| MODEL | OPTION |
|----------------------|--|
| RPS75 | -SS Stainless Steel |
| RPS75-360° | -CV Check valve |
| RPS75-SH | -NN No nozzle |
| RPS75-360°-SH | -RCW Reclaimed water use |
| RPS75-6INCH | -PR Pressure Regulation (6" only) |



Examples: RPS75-SS, RPS75-360°-RCW-CV

Performance Data

| NOZZLE | PRESSURE PSI | RADIUS Feet | FLOW GPM | PRECIP in/hr | |
|---------------------------|-----------------|----------------|-------------|--------------|-----|
| | | | | ■ | ▲ |
| #0.75 | 30 | 29 | 0.7 | .16 | .19 |
| | 40 | 30 | 0.8 | .17 | .20 |
| | 50 | 30 | 0.9 | .19 | .22 |
| | 60 | 31 | 1.0 | .20 | .23 |
| #1.0 | 30 | 30 | 0.9 | .19 | .22 |
| | 40 | 31 | 1.0 | .20 | .23 |
| | 50 | 31 | 1.2 | .24 | .28 |
| | 60 | 32 | 1.3 | .24 | .28 |
| #1.5 | 30 | 32 | 1.2 | .23 | .26 |
| | 40 | 33 | 1.4 | .25 | .29 |
| | 50 | 34 | 1.6 | .27 | .31 |
| | 60 | 34 | 1.8 | .30 | .35 |
| #2.0 | 30 | 34 | 1.6 | .27 | .31 |
| | 40 | 36 | 1.8 | .27 | .31 |
| | 50 | 38 | 2.0 | .27 | .31 |
| | 60 | 38 | 2.2 | .29 | .34 |
| #3.0 Pre- installed | 30 | 36 | 2.0 | .30 | .34 |
| | 40 | 38 | 2.4 | .32 | .37 |
| | 50 | 40 | 2.7 | .32 | .38 |
| | 60 | 40 | 2.9 | .35 | .40 |
| #4.0 | 30 | 36 | 2.6 | .39 | .45 |
| | 40 | 40 | 3.0 | .36 | .42 |
| | 50 | 42 | 3.4 | .37 | .43 |
| | 60 | 42 | 3.7 | .40 | .47 |
| #6.0 | 40 | 38 | 4.2 | .56 | .65 |
| | 50 | 43 | 4.9 | .51 | .59 |
| | 60 | 46 | 5.5 | .50 | .58 |
| | 70 | 47 | 6.0 | .52 | .60 |
| #8.0 | 40 | 45 | 6.0 | .57 | .66 |
| | 50 | 48 | 6.8 | .57 | .66 |
| | 60 | 49 | 7.6 | .61 | .70 |
| | 70 | 51 | 8.2 | .61 | .70 |

Performance Data, Metric

| NOZZLE | PRESSURE Bar | RADIUS Meters | FLOW L/M | PRECIP mm/hr | |
|---------------------------|-----------------|------------------|-------------|--------------|----|
| | | | | ■ | ▲ |
| #0.75 | 2,1 | 8,8 | 2,6 | 4 | 5 |
| | 2,8 | 9,1 | 3,0 | 4 | 5 |
| | 3,4 | 9,1 | 3,4 | 5 | 6 |
| | 4,1 | 9,4 | 3,8 | 5 | 6 |
| #1.0 | 2,1 | 9,1 | 3,4 | 5 | 6 |
| | 2,8 | 9,4 | 3,8 | 5 | 6 |
| | 3,4 | 9,4 | 4,5 | 6 | 7 |
| | 4,1 | 9,8 | 4,9 | 6 | 7 |
| #1.5 | 2,1 | 9,8 | 4,5 | 5 | 7 |
| | 2,8 | 10,1 | 5,3 | 6 | 7 |
| | 3,4 | 10,4 | 6,1 | 7 | 8 |
| | 4,1 | 10,4 | 6,8 | 8 | 9 |
| #2.0 | 2,1 | 10,4 | 6,1 | 7 | 8 |
| | 2,8 | 11,0 | 6,8 | 7 | 8 |
| | 3,4 | 11,6 | 7,6 | 7 | 8 |
| | 4,1 | 11,6 | 8,3 | 7 | 9 |
| #3.0 Pre- installed | 2,1 | 11,0 | 7,6 | 8 | 9 |
| | 2,8 | 11,6 | 9,1 | 8 | 9 |
| | 3,4 | 12,2 | 10,2 | 8 | 10 |
| | 4,1 | 12,2 | 11,0 | 9 | 10 |
| #4.0 | 2,1 | 11,0 | 9,8 | 10 | 11 |
| | 2,8 | 12,2 | 11,4 | 9 | 11 |
| | 3,4 | 12,8 | 12,9 | 9 | 11 |
| | 4,1 | 12,8 | 14,0 | 10 | 12 |
| #6.0 | 2,8 | 11,6 | 15,9 | 14 | 17 |
| | 3,4 | 13,1 | 18,5 | 13 | 15 |
| | 4,1 | 14,0 | 20,8 | 13 | 15 |
| | 4,8 | 14,3 | 22,7 | 13 | 15 |
| #8.0 | 2,8 | 13,7 | 22,7 | 14 | 17 |
| | 3,4 | 14,6 | 25,7 | 14 | 17 |
| | 4,1 | 14,9 | 28,8 | 15 | 18 |
| | 4,8 | 15,5 | 31,0 | 15 | 18 |

Low Angle Performance Data

| NOZZLE | PRESSURE PSI | RADIUS Feet | FLOW GPM | PRECIP in/hr | |
|--------|-----------------|----------------|-------------|--------------|------|
| | | | | ■ | ▲ |
| #1.0 | 30 | 22 | 1.2 | .48 | .55 |
| | 40 | 24 | 1.7 | .57 | .66 |
| | 50 | 26 | 1.8 | .51 | .59 |
| | 60 | 28 | 2.0 | .49 | .57 |
| #3.0 | 30 | 29 | 3.0 | .69 | .79 |
| | 40 | 32 | 3.1 | .58 | .67 |
| | 50 | 35 | 3.5 | .55 | .64 |
| | 60 | 37 | 3.8 | .53 | .62 |
| #4.0 | 30 | 31 | 3.4 | .68 | .79 |
| | 40 | 34 | 3.9 | .65 | .75 |
| | 50 | 37 | 4.4 | .62 | .71 |
| | 60 | 38 | 4.7 | .63 | .72 |
| #6.0 | 40 | 38 | 6.5 | .87 | 1.00 |
| | 50 | 40 | 7.3 | .88 | 1.01 |
| | 60 | 42 | 8.0 | .87 | 1.01 |
| | 70 | 44 | 8.3 | .86 | 0.99 |

Low Angle Performance Data, Metric

| NOZZLE | PRESSURE Bar | RADIUS Meters | FLOW L/M | PRECIP mm/hr | |
|--------|-----------------|------------------|-------------|--------------|----|
| | | | | ■ | ▲ |
| #1.0 | 2,1 | 6,7 | 4,5 | 12 | 14 |
| | 2,8 | 7,3 | 6,4 | 14 | 17 |
| | 3,4 | 7,9 | 6,8 | 13 | 15 |
| | 4,1 | 8,5 | 7,6 | 12 | 14 |
| #3.0 | 2,1 | 8,8 | 11,4 | 18 | 20 |
| | 2,8 | 9,8 | 11,7 | 15 | 17 |
| | 3,4 | 10,7 | 13,2 | 14 | 16 |
| | 4,1 | 11,3 | 14,4 | 13 | 16 |
| #4.0 | 2,1 | 9,4 | 12,9 | 17 | 20 |
| | 2,8 | 10,4 | 14,8 | 17 | 19 |
| | 3,4 | 11,3 | 16,7 | 16 | 18 |
| | 4,1 | 11,6 | 17,8 | 16 | 18 |
| #6.0 | 2,8 | 11,6 | 24,6 | 22 | 25 |
| | 3,4 | 12,2 | 27,6 | 22 | 26 |
| | 4,1 | 12,8 | 30,3 | 22 | 26 |
| | 4,8 | 13,4 | 32,6 | 22 | 25 |

Watch the video. Scan this code with your smartphone camera.



*All precipitation rates calculated for 180° operation
For the precipitation rate for a 360° sprinkler, divide by 2.

RPS™ 75i

With Patented Intelligent Flow Technology®.

Features

- Reduce Distance and Flow Rate Simultaneously and Proportionately up to 50%
- Rugged RPS Family Construction
- Superior Uniformity, Conserves Water, Fewer Zones Required
- Save Time on Every Project — New or retrofit
- Includes 5 Free Check Valve Assemblies Per Box
- Universal Riser Assembly – Fits into existing Hunter® PGP® and PGP® Ultra cans

Specifications


- Arc Adjustment Range: 40° – 360°
- Flow Range: 0.9 – 9.7 GPM (3,4 – 36,7 LPM)
- Pressure Rating: 20 – 70 PSI (1,4 – 4,8 bar)
- Precipitation Rate: .22 – 1.21 in/hr (6 – 30,7 mm/hr)
- Recommended Spacing: 17' – 45' (5,2 – 13,7 m)
- Radius: 26' – 48' (7,9 – 14,6 m)
- Nozzle Trajectory: 26°
- Low Angle Nozzle Trajectory: 11°
- Nozzles Included: 8 Standard, 4 Low Angle

Models

| | |
|-----------------------|-----------------------------|
| RPS 75i | RPS™ 75i Rotor |
| RPS75i-360° | RPS™ 75i Rotor, 360° |
| RPS75i-SH | RPS™ 75i Rotor, Shrub |
| RPS75i-360°-SH | RPS™ 75i Rotor, Shrub, 360° |
| RPS75i-6INCH | 6" (15,2 cm) RPS™ 75i Rotor |

Accessories

See page 24-25



Fast Facts

| | |
|-------|--|
| All | Inlet: 3/4" (1,9 cm) female thread NPT |
| 4" | Retracted height: 7 3/8" (19,7 cm) Riser height: 4 1/4" (10,8 cm) |
| 6" | Retracted height: 9 1/2" (24,1 cm) Riser height: 6 1/4" (15,9 cm) |
| Shrub | Height: 7 1/2" (19,1 cm) |



Performance Data

| NOZZLE | PRESSURE PSI | NO ADJUSTMENT | | | | -30% ADJUSTMENT | | | |
|---------------------------|-----------------|----------------|-------------|---------------------|-----|-----------------|-------------|---------------------|------|
| | | RADIUS Feet | FLOW GPM | PRECIP in/hr ■ ▲ | | RADIUS Feet | FLOW GPM | PRECIP in/hr ■ ▲ | |
| #1.0 | 30 | 31 | 1.1 | .22 | .25 | 22 | 0.8 | .31 | .36 |
| | 40 | 32 | 1.4 | .26 | .30 | 22 | 1.0 | .38 | .43 |
| | 50 | 33 | 1.6 | .28 | .33 | 23 | 1.1 | .40 | .47 |
| | 60 | 34 | 1.8 | .30 | .35 | 24 | 1.3 | .43 | .49 |
| #1.5 | 30 | 33 | 1.5 | .27 | .31 | 23 | 1.1 | .38 | .44 |
| | 40 | 35 | 1.8 | .28 | .33 | 25 | 1.3 | .40 | .47 |
| | 50 | 35 | 2.0 | .31 | .36 | 25 | 1.4 | .45 | .52 |
| | 60 | 36 | 2.2 | .33 | .38 | 25 | 1.5 | .47 | .54 |
| #2.0 | 30 | 33 | 1.8 | .32 | .37 | 23 | 1.3 | .45 | .53 |
| | 40 | 34 | 2.1 | .35 | .40 | 24 | 1.5 | .50 | .58 |
| | 50 | 36 | 2.4 | .36 | .41 | 25 | 1.7 | .51 | .59 |
| | 60 | 38 | 2.7 | .36 | .42 | 27 | 1.9 | .51 | .59 |
| #2.5 Pre- installed | 30 | 35 | 2.2 | .35 | .40 | 25 | 1.5 | .49 | .57 |
| | 40 | 38 | 2.6 | .35 | .40 | 27 | 1.8 | .50 | .57 |
| | 50 | 39 | 3.0 | .38 | .44 | 27 | 2.1 | .54 | .63 |
| | 60 | 40 | 3.3 | .40 | .46 | 28 | 2.3 | .57 | .66 |
| #3.0 | 30 | 38 | 2.7 | .36 | .42 | 27 | 1.9 | .51 | .59 |
| | 40 | 40 | 3.1 | .37 | .43 | 28 | 2.2 | .53 | .62 |
| | 50 | 41 | 3.5 | .40 | .46 | 29 | 2.5 | .57 | .66 |
| | 60 | 41 | 3.9 | .45 | .52 | 29 | 2.7 | .64 | .74 |
| #4.0 | 30 | 38 | 3.5 | .47 | .54 | 27 | 2.5 | .67 | .77 |
| | 40 | 40 | 4.0 | .48 | .56 | 28 | 2.8 | .69 | .79 |
| | 50 | 43 | 4.4 | .46 | .53 | 30 | 3.1 | .65 | .76 |
| | 60 | 43 | 4.9 | .51 | .59 | 30 | 3.4 | .73 | .84 |
| #5.0 | 30 | 43 | 4.4 | .46 | .53 | 30 | 3.1 | .65 | .76 |
| | 40 | 43 | 5.0 | .52 | .60 | 30 | 3.5 | .74 | .86 |
| | 50 | 44 | 5.5 | .55 | .63 | 31 | 3.9 | .78 | .90 |
| | 60 | 42 | 5.9 | .64 | .74 | 29 | 4.1 | .92 | 1.06 |
| #6.0 | 30 | 40 | 5.0 | .60 | .70 | 28 | 3.5 | .86 | .99 |
| | 40 | 43 | 5.9 | .61 | .71 | 30 | 4.1 | .88 | 1.01 |
| | 50 | 43 | 6.6 | .69 | .79 | 30 | 4.6 | .98 | 1.13 |
| | 60 | 44 | 7.3 | .73 | .84 | 31 | 5.1 | 1.04 | 1.20 |
| #8.0 | 30 | 43 | 6.8 | .71 | .82 | 30 | 4.8 | 1.01 | 1.17 |
| | 40 | 47 | 7.9 | .69 | .80 | 33 | 5.5 | .98 | 1.14 |
| | 50 | 48 | 8.8 | .74 | .85 | 34 | 6.2 | 1.05 | 1.21 |
| | 60 | 47 | 9.7 | .85 | .98 | 33 | 6.8 | 1.21 | 1.40 |

Low Angle Performance Data

| NOZZLE | PRESSURE PSI | NO ADJUSTMENT | | | | -30% ADJUSTMENT | | | |
|--------|-----------------|----------------|-------------|---------------------|-----|-----------------|-------------|---------------------|-----|
| | | RADIUS Feet | FLOW GPM | PRECIP in/hr ■ ▲ | | RADIUS Feet | FLOW GPM | PRECIP in/hr ■ ▲ | |
| #1.0 | 30 | 26 | 0.9 | .25 | .29 | 18 | 0.6 | .35 | .41 |
| | 40 | 27 | 1.0 | .26 | .31 | 19 | 0.7 | .38 | .44 |
| | 50 | 27 | 1.2 | .32 | .37 | 19 | 0.8 | .45 | .52 |
| | 60 | 26 | 1.4 | .40 | .46 | 18 | 1.0 | .57 | .66 |
| #1.5 | 30 | 28 | 1.3 | .32 | .37 | 20 | 0.9 | .46 | .53 |
| | 40 | 29 | 1.5 | .34 | .40 | 20 | 1.1 | .49 | .57 |
| | 50 | 30 | 1.7 | .36 | .42 | 21 | 1.2 | .52 | .60 |
| | 60 | 31 | 1.9 | .38 | .44 | 22 | 1.3 | .54 | .63 |
| #2.0 | 30 | 29 | 1.9 | .44 | .50 | 20 | 1.3 | .62 | .72 |
| | 40 | 32 | 2.2 | .41 | .48 | 22 | 1.5 | .59 | .68 |
| | 50 | 33 | 2.5 | .44 | .51 | 23 | 1.8 | .63 | .73 |
| | 60 | 34 | 2.8 | .47 | .54 | 24 | 2.0 | .67 | .77 |
| #3.0 | 30 | 32 | 2.5 | .47 | .54 | 22 | 1.8 | .67 | .78 |
| | 40 | 34 | 3.0 | .50 | .58 | 24 | 2.1 | .71 | .82 |
| | 50 | 35 | 3.5 | .55 | .64 | 25 | 2.5 | .79 | .91 |
| | 60 | 36 | 4.0 | .59 | .69 | 25 | 2.8 | .85 | .98 |

*All precipitation rates calculated for 180° operation.
For the precipitation rate for a 360° sprinkler, divide by 2.

Easy Arc Setting

Arc Selection: 40° to 360°
Adjust from right start



Intelligent Flow
Technology®

How to Specify with Options

| MODEL | OPTION |
|----------------|--|
| RPS75i | -SS Stainless Steel (4" only) |
| RPS75i-360° | -CV Check valve |
| RPS75i-SH | -NN No nozzle |
| RPS75i-360°-SH | -RCW Reclaimed water use |
| RPS75i-6INCH | -PR Pressure Regulation (6" only) NEW |

Examples: RPS75i-NN, RPS75-360°-RCW



Watch the video. Scan this code
with your smartphone camera.

RPS™ 75i

Performance Data, Metric

| NOZZLE | PRESSURE | | NO ADJUSTMENT | | | | -30% ADJUSTMENT | | | |
|---------------------------|----------|-----|------------------|-------------|--------------|----|------------------|-------------|--------------|----|
| | | | RADIUS Meters | FLOW L/M | PRECIP mm/hr | | RADIUS Meters | FLOW L/M | PRECIP mm/hr | |
| | kPa | Bar | | | ■ | ▲ | | | ■ | ▲ |
| #1.0 | 207 | 2,1 | 9,4 | 4,2 | 6 | 6 | 7 | 3,0 | 8 | 9 |
| | 276 | 2,8 | 9,8 | 5,3 | 7 | 8 | 7 | 3,8 | 10 | 11 |
| | 345 | 3,4 | 10,1 | 6,1 | 7 | 8 | 7 | 4,1 | 10 | 12 |
| | 414 | 4,1 | 10,4 | 6,8 | 8 | 9 | 7 | 4,9 | 11 | 12 |
| #1.5 | 207 | 2,1 | 10,1 | 5,7 | 7 | 8 | 7 | 4,1 | 10 | 11 |
| | 276 | 2,8 | 10,7 | 6,8 | 7 | 8 | 8 | 4,9 | 10 | 12 |
| | 345 | 3,4 | 10,7 | 7,6 | 8 | 9 | 8 | 5,3 | 11 | 13 |
| | 414 | 4,1 | 11,0 | 8,3 | 8 | 10 | 8 | 5,7 | 12 | 14 |
| #2.0 | 207 | 2,1 | 10,1 | 6,8 | 8 | 9 | 7 | 4,9 | 11 | 13 |
| | 276 | 2,8 | 10,4 | 7,9 | 9 | 10 | 7 | 5,7 | 13 | 15 |
| | 345 | 3,4 | 11,0 | 9,1 | 9 | 10 | 8 | 6,4 | 13 | 15 |
| | 414 | 4,1 | 11,6 | 10,2 | 9 | 11 | 8 | 7,2 | 13 | 15 |
| #2.5 Pre- installed | 207 | 2,1 | 10,7 | 8,3 | 9 | 10 | 8 | 5,7 | 12 | 14 |
| | 276 | 2,8 | 11,6 | 9,8 | 9 | 10 | 8 | 6,8 | 13 | 14 |
| | 345 | 3,4 | 11,9 | 1,4 | 10 | 11 | 8 | 7,9 | 14 | 16 |
| | 414 | 4,1 | 12,2 | 2,5 | 10 | 12 | 9 | 8,7 | 14 | 17 |
| #3.0 | 207 | 2,1 | 11,6 | 10,2 | 9 | 11 | 8 | 7,1 | 13 | 15 |
| | 276 | 2,8 | 12,2 | 11,7 | 9 | 11 | 9 | 8,3 | 13 | 16 |
| | 345 | 3,4 | 12,5 | 13,3 | 10 | 12 | 9 | 9,5 | 14 | 17 |
| | 414 | 4,1 | 12,5 | 14,8 | 11 | 13 | 9 | 10,2 | 16 | 19 |
| #4.0 | 207 | 2,1 | 11,6 | 13,3 | 12 | 14 | 8 | 9,5 | 17 | 20 |
| | 276 | 2,8 | 12,2 | 15,1 | 12 | 14 | 9 | 10,6 | 18 | 20 |
| | 345 | 3,4 | 13,1 | 16,7 | 12 | 13 | 9 | 11,7 | 17 | 19 |
| | 414 | 4,1 | 13,1 | 18,6 | 13 | 15 | 9 | 12,9 | 19 | 21 |
| #5.0 | 207 | 2,1 | 13,1 | 6,7 | 12 | 13 | 9 | 11,7 | 17 | 19 |
| | 276 | 2,8 | 13,1 | 18,9 | 13 | 15 | 9 | 13,3 | 19 | 22 |
| | 345 | 3,4 | 13,4 | 20,8 | 14 | 16 | 9 | 14,8 | 20 | 23 |
| | 414 | 4,1 | 12,8 | 22,3 | 16 | 19 | 9 | 15,5 | 23 | 27 |
| #6.0 | 207 | 2,1 | 12,2 | 18,9 | 15 | 18 | 9 | 13,3 | 22 | 25 |
| | 276 | 2,8 | 13,1 | 22,3 | 15 | 18 | 9 | 15,5 | 22 | 26 |
| | 345 | 3,4 | 13,1 | 25,0 | 18 | 20 | 9 | 17,4 | 25 | 29 |
| | 414 | 4,1 | 13,4 | 27,6 | 19 | 21 | 9 | 19,3 | 26 | 30 |
| #8.0 | 207 | 2,1 | 13,1 | 25,7 | 18 | 21 | 9 | 18,2 | 26 | 30 |
| | 276 | 2,8 | 14,3 | 29,9 | 18 | 20 | 10 | 20,8 | 25 | 29 |
| | 345 | 3,4 | 14,6 | 33,3 | 19 | 22 | 10 | 23,5 | 27 | 31 |
| | 414 | 4,1 | 14,3 | 36,7 | 22 | 25 | 10 | 25,7 | 31 | 35 |

Low Angle Performance Data, Metric

| NOZZLE | PRESSURE | | NO ADJUSTMENT | | | | -30% ADJUSTMENT | | | |
|--------|----------|-----|------------------|-------------|--------------|----|------------------|-------------|--------------|----|
| | | | RADIUS Meters | FLOW L/M | PRECIP mm/hr | | RADIUS Meters | FLOW L/M | PRECIP mm/hr | |
| | kPa | Bar | | | ■ | ▲ | | | ■ | ▲ |
| #1.0 | 207 | 2,1 | 7,9 | 3,4 | 6 | 7 | 5 | 2,3 | 9 | 10 |
| | 276 | 2,8 | 8,2 | 3,8 | 7 | 8 | 6 | 2,7 | 10 | 11 |
| | 345 | 3,4 | 8,2 | 4,5 | 8 | 9 | 6 | 3,0 | 11 | 13 |
| | 414 | 4,1 | 7,9 | 5,3 | 10 | 12 | 5 | 3,8 | 14 | 17 |
| #1.5 | 207 | 2,1 | 8,5 | 4,9 | 8 | 9 | 6 | 3,4 | 12 | 13 |
| | 276 | 2,8 | 8,8 | 5,7 | 9 | 10 | 6 | 4,2 | 12 | 14 |
| | 345 | 3,4 | 9,1 | 6,4 | 9 | 11 | 6 | 4,5 | 13 | 15 |
| | 414 | 4,1 | 9,4 | 7,2 | 10 | 11 | 7 | 4,9 | 14 | 16 |
| #2.0 | 207 | 2,1 | 8,8 | 7,2 | 11 | 13 | 6 | 4,9 | 16 | 18 |
| | 276 | 2,8 | 9,8 | 8,3 | 10 | 12 | 7 | 5,7 | 15 | 17 |
| | 345 | 3,4 | 10,1 | 9,5 | 11 | 13 | 7 | 6,8 | 16 | 19 |
| | 414 | 4,1 | 10,4 | 10,6 | 12 | 14 | 7 | 7,6 | 17 | 20 |
| #3.0 | 207 | 2,1 | 9,8 | 9,5 | 13 | 14 | 7 | 6,8 | 17 | 20 |
| | 276 | 2,8 | 10,4 | 11,4 | 14 | 15 | 7 | 7,9 | 18 | 21 |
| | 345 | 3,4 | 10,7 | 13,3 | 14 | 16 | 8 | 9,5 | 20 | 23 |
| | 414 | 4,1 | 11,0 | 15,1 | 15 | 18 | 8 | 10,6 | 22 | 25 |

*All precipitation rates calculated for 180° operation.
For the precipitation rate for a 360° sprinkler, divide by 2.





RPS™ Select

Four built-in selectable nozzles for the fastest nozzle change of any rotor.

Features

- All adjustments made from the top – wet or dry – including flow shutoff. No special tools needed
- Four Built-in Selectable Nozzles – Nozzles #1 through #4 match arc settings 90° through 360°
- Matched Precipitation Rates – When nozzle setting matched to arc
- Precision-Engineered Nozzles – Ensures water-saving efficiency
- Standard Rubber Cover
- Proven Water-lubricated Gear-drive Design – Common to the popular RPS® 75 Series
- Low-pressure Operation
- Universal Riser Assembly – Fits into existing Hunter® PGP® and PGP® Ultra cans

Specifications

- Arc Adjustment Range: 40° – 360°
- Flow Range: 1.3 – 6.8 GPM (4,9 – 25,8 LPM)
- Pressure Rating: 20 – 70 PSI (1,4 – 4,8 bar)
- Precipitation Rate: .23 – .71 in/hr (6 – 20 mm/hr) (depending on spacing and nozzle used)
- Recommended Spacing: 31' – 44' (9,1 – 13,4 m)
- Radius: 33' – 46' (10 – 14 m)
- Nozzle Projectory: 24°

Models

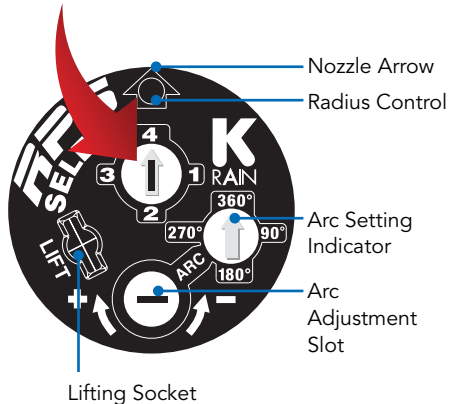
| | |
|--------------------|--------------------------------|
| 60003 | RPS™ Select Rotor |
| 60003-SH | RPS™ Select Rotor, Shrub |
| 60003-6INCH | 6" (15,2 cm) RPS™ Select Rotor |

Fast Facts

| | |
|-------|--|
| All | Inlet: 3/4" (1,9 cm) female thread NPT |
| 4" | Retracted height: 7 3/8" (19,7 cm) Riser height: 4 3/8" (11,1 cm) |
| 6" | Retracted height: 9 1/2" (24,1 cm) Riser height: 6 3/8" (16,2 cm) |
| Shrub | Height: 7 5/8" (16,8 cm) |



Nozzle Selector



Performance Data

| NOZZLE | PRESSURE PSI | RADIUS Feet | FLOW GPM | PRECIP in/hr | |
|--------|-----------------|----------------|-------------|--------------|-----|
| | | | | ■ | ▲ |
| #1.0 | 30 | 33' | 1.3 | .23 | .24 |
| | 35 | 34' | 1.4 | .23 | .27 |
| | 40 | 37' | 1.5 | .21 | .29 |
| | 45 | 37' | 1.6 | .22 | .26 |
| | 50 | 37' | 1.8 | .25 | .29 |
| #2.0 | 30 | 37' | 2.6 | .37 | .42 |
| | 35 | 38' | 2.8 | .37 | .43 |
| | 40 | 39' | 3.0 | .38 | .44 |
| | 45 | 40' | 3.2 | .39 | .44 |
| | 50 | 40' | 3.6 | .43 | .50 |
| #3.0 | 30 | 37' | 3.8 | .53 | .62 |
| | 35 | 40' | 4.1 | .49 | .57 |
| | 40 | 41' | 4.5 | .52 | .60 |
| | 45 | 41' | 4.7 | .54 | .62 |
| | 50 | 43' | 4.9 | .51 | .59 |
| #4.0 | 30 | 38' | 5.2 | .69 | .80 |
| | 35 | 40' | 5.7 | .69 | .79 |
| | 40 | 44' | 6.0 | .60 | .69 |
| | 45 | 45' | 6.4 | .61 | .70 |
| | 50 | 46' | 6.8 | .62 | .71 |

Performance Data, Metric

| NOZZLE | PRESSURE Bar | RADIUS Meters | FLOW L/M | PRECIP mm/hr | |
|--------|-----------------|------------------|-------------|--------------|----|
| | | | | ■ | ▲ |
| #1.0 | 2,1 | 10,1 | 4,9 | 6 | 6 |
| | 2,4 | 10,4 | 5,3 | 6 | 7 |
| | 2,8 | 10,4 | 5,7 | 5 | 7 |
| | 3,1 | 11,3 | 6,1 | 6 | 7 |
| | 3,4 | 11,3 | 6,8 | 6 | 7 |
| #2.0 | 2,1 | 11,3 | 9,8 | 9 | 11 |
| | 2,4 | 11,6 | 10,6 | 9 | 11 |
| | 2,8 | 11,9 | 11,4 | 10 | 11 |
| | 3,1 | 12,2 | 12,1 | 10 | 11 |
| | 3,4 | 12,2 | 13,6 | 11 | 13 |
| #3.0 | 2,1 | 11,3 | 14,4 | 13 | 16 |
| | 2,4 | 12,2 | 15,5 | 12 | 14 |
| | 2,8 | 12,2 | 17,0 | 13 | 15 |
| | 3,1 | 12,5 | 17,8 | 14 | 16 |
| | 3,4 | 13,1 | 18,5 | 13 | 15 |
| #4.0 | 2,1 | 11,6 | 19,6 | 18 | 20 |
| | 2,4 | 12,2 | 21,5 | 18 | 20 |
| | 2,8 | 13,4 | 22,7 | 15 | 18 |
| | 3,1 | 13,7 | 24,2 | 15 | 18 |
| | 3,4 | 14,0 | 25,7 | 16 | 18 |

*All precipitation rates calculated for 180° operation.
For the precipitation rate for a 360° sprinkler, divide by 2.

How to Specify with Options

| MODEL | OPTION |
|-------------|--------------------------|
| 60003 | -CV Check valve |
| 60003-SH | -RCW Reclaimed water use |
| 60003-6INCH | |

Examples: 60003-6INCH-CV, 60003-RCW

Accessories

See page 24-25



Watch the video. Scan this code with your smartphone camera.



ProPlus®

Tough, proven and advanced.

Features

- Patented Top Arc Set – Allows for wet or dry adjustment in seconds
- Full arc range adjustment from 40° to continuous 360°
- Patented Arc Set Degree Markings – Clearly indicates current watering pattern & simplifies arc set adjustment
- Arc Memory Clutch – Prevents internal gear damage and returns rotor to its prior setting automatically if nozzle turret is forced past its stop
- Patented Reversing Mechanism – Assures continuous reverse and return
- Ratcheting Riser – Allows for easy adjustment of the fixed starting position with a simple turn of the riser
- Rubber Cover – Seals out dirt, increases product durability
- Wide Selection of Nozzles – Including standard and low angle, provides flexibility in system design
- Replaces all standard rotors
- Optional Check Valve – Prevents low head drainage

Specifications


- Arc Adjustment Range: 40° to Continuous 360°
- Flow Range: .5 – 10.0 GPM (1,9 – 37,8 LPM)
- Pressure Rating: 20 – 70 PSI (1,4 – 4,8 bar)
- Precipitation Rate: .12 – 1.01 in/hr (3 – 26 mm/hr) (depending on spacing and nozzle used)
- Recommended Spacing: 28' – 44' (8,5 – 13,2 m)
- Radius: 22' – 50' (6,7 – 15,3 m)
- Nozzle Trajectory: 26°
- Low Angle Nozzle Trajectory: 12°
- Standard and Low Angle Nozzles Included

Model

11003 ProPlus®

Accessories

See page 24-25

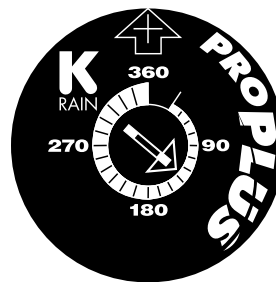


Fast Facts

Inlet: 3/4" (1,9 cm) female thread NPT

Retracted height: 7 1/2" (19 cm)

Riser height: 4 1/2" (11,4 cm)



Easy Arc Setting

Arc Selection: 40° to continuous 360°
Adjust from left start



Performance Data

| NOZZLE | PRESSURE PSI | RADIUS Feet | FLOW GPM | PRECIP in/hr | |
|---------------------------|-----------------|----------------|-------------|--------------|------|
| | | | | ■ | ▲ |
| #0.5 | 30 | 28 | 0.5 | .12 | .14 |
| | 40 | 29 | 0.6 | .14 | .16 |
| | 50 | 29 | 0.7 | .16 | .19 |
| | 60 | 30 | 0.8 | .17 | .20 |
| #0.75 | 30 | 29 | 0.7 | .16 | .19 |
| | 40 | 30 | 0.8 | .17 | .20 |
| | 50 | 31 | 0.9 | .18 | .21 |
| | 60 | 32 | 1.0 | .19 | .22 |
| #1.0 | 30 | 32 | 1.3 | .24 | .28 |
| | 40 | 33 | 1.5 | .27 | .31 |
| | 50 | 34 | 1.6 | .27 | .31 |
| | 60 | 35 | 1.8 | .28 | .33 |
| #2.0 | 30 | 37 | 2.4 | .34 | .39 |
| | 40 | 40 | 2.5 | .30 | .35 |
| | 50 | 42 | 3.0 | .33 | .38 |
| | 60 | 43 | 3.3 | .34 | .36 |
| #2.5 Pre- installed | 30 | 38 | 2.5 | .33 | .38 |
| | 40 | 39 | 2.8 | .35 | .41 |
| | 50 | 40 | 3.2 | .39 | .44 |
| | 60 | 41 | 3.5 | .40 | .46 |
| #3.0 | 30 | 38 | 3.6 | .48 | .55 |
| | 40 | 39 | 4.2 | .53 | .61 |
| | 50 | 41 | 4.6 | .53 | .61 |
| | 60 | 42 | 5.0 | .55 | .63 |
| #4.0 | 30 | 43 | 4.4 | .46 | .53 |
| | 40 | 44 | 5.1 | .51 | .59 |
| | 50 | 46 | 5.6 | .51 | .59 |
| | 60 | 49 | 5.9 | .47 | .55 |
| #6.0 | 40 | 45 | 5.9 | .56 | .65 |
| | 50 | 46 | 6.0 | .55 | .63 |
| | 60 | 48 | 6.3 | .53 | .61 |
| | 70 | 49 | 6.7 | .54 | .62 |
| #8.0 | 40 | 42 | 8.0 | .87 | 1.01 |
| | 50 | 45 | 8.5 | .81 | .93 |
| | 60 | 49 | 9.5 | .76 | .88 |
| | 70 | 50 | 10.0 | .77 | .89 |

Performance Data, Metric

| NOZZLE | PRESSURE Bar | RADIUS Meters | FLOW L/M | PRECIP mm/hr | |
|---------------------------|-----------------|------------------|-------------|--------------|----|
| | | | | ■ | ▲ |
| #0.5 | 2,1 | 8,5 | 1,9 | 3 | 4 |
| | 2,8 | 8,8 | 2,3 | 4 | 4 |
| | 3,4 | 8,8 | 2,7 | 4 | 5 |
| | 4,1 | 9,1 | 3,0 | 5 | 5 |
| #0.75 | 2,1 | 8,8 | 2,7 | 4 | 5 |
| | 2,8 | 9,1 | 3,0 | 4 | 5 |
| | 3,4 | 9,4 | 3,4 | 5 | 5 |
| | 4,1 | 9,8 | 3,8 | 5 | 6 |
| #1.0 | 2,1 | 9,8 | 4,9 | 6 | 7 |
| | 2,8 | 10,1 | 5,7 | 7 | 8 |
| | 3,4 | 10,4 | 6,1 | 7 | 8 |
| | 4,1 | 10,7 | 6,8 | 7 | 8 |
| #2.0 | 2,1 | 11,3 | 9,1 | 9 | 10 |
| | 2,8 | 12,2 | 9,5 | 8 | 9 |
| | 3,4 | 12,8 | 11,4 | 8 | 10 |
| | 4,1 | 13,1 | 11,4 | 8 | 9 |
| #2.5 Pre- installed | 2,1 | 11,6 | 9,5 | 8 | 10 |
| | 2,8 | 11,9 | 10,6 | 9 | 10 |
| | 3,4 | 12,2 | 12,1 | 10 | 11 |
| | 4,1 | 12,5 | 13,3 | 10 | 12 |
| #3.0 | 2,1 | 11,6 | 13,6 | 12 | 14 |
| | 2,8 | 11,9 | 15,9 | 13 | 15 |
| | 3,4 | 12,5 | 17,4 | 13 | 15 |
| | 4,1 | 12,8 | 19,0 | 14 | 16 |
| #4.0 | 2,1 | 13,1 | 16,7 | 12 | 13 |
| | 2,8 | 13,4 | 19,3 | 13 | 15 |
| | 3,4 | 14,0 | 21,2 | 13 | 15 |
| | 4,1 | 14,9 | 22,4 | 12 | 14 |
| #6.0 | 2,8 | 13,7 | 22,4 | 14 | 17 |
| | 3,4 | 14,0 | 22,7 | 14 | 16 |
| | 4,1 | 14,6 | 23,9 | 13 | 15 |
| | 4,8 | 14,9 | 25,4 | 14 | 16 |
| #8.0 | 2,8 | 12,8 | 30,3 | 22 | 26 |
| | 3,4 | 13,7 | 32,2 | 21 | 24 |
| | 4,1 | 14,9 | 36,0 | 19 | 22 |
| | 4,8 | 15,2 | 37,9 | 20 | 23 |

Low Angle Performance Data

| NOZZLE | PRESSURE PSI | RADIUS Feet | FLOW GPM | PRECIP in/hr | |
|--------|-----------------|----------------|-------------|--------------|------|
| | | | | ■ | ▲ |
| #1.0 | 30 | 22 | 1.2 | .48 | .55 |
| | 40 | 24 | 1.7 | .57 | .66 |
| | 50 | 26 | 1.8 | .51 | .59 |
| | 60 | 28 | 2.0 | .49 | .57 |
| #3.0 | 30 | 29 | 3.0 | .69 | .79 |
| | 40 | 32 | 3.1 | .58 | .67 |
| | 50 | 35 | 3.5 | .55 | .64 |
| | 60 | 37 | 3.8 | .53 | .62 |
| #4.0 | 30 | 31 | 3.4 | .68 | .79 |
| | 40 | 34 | 3.9 | .65 | .75 |
| | 50 | 37 | 4.4 | .62 | .71 |
| | 60 | 38 | 4.7 | .63 | .72 |
| #6.0 | 40 | 38 | 6.5 | .87 | 1.00 |
| | 50 | 40 | 7.3 | .88 | 1.01 |
| | 60 | 42 | 8.0 | .87 | 1.01 |
| | 70 | 44 | 8.3 | .86 | 0.99 |

Low Angle Performance Data, Metric

| NOZZLE | PRESSURE Bar | RADIUS Meters | FLOW L/M | PRECIP mm/hr | |
|--------|-----------------|------------------|-------------|--------------|----|
| | | | | ■ | ▲ |
| #1.0 | 2,1 | 6,7 | 4,5 | 12 | 14 |
| | 2,8 | 7,3 | 6,4 | 14 | 17 |
| | 3,4 | 7,9 | 6,8 | 13 | 15 |
| | 4,1 | 8,5 | 7,6 | 12 | 14 |
| #3.0 | 2,1 | 8,8 | 11,4 | 18 | 20 |
| | 2,8 | 9,8 | 11,7 | 15 | 17 |
| | 3,4 | 10,7 | 13,2 | 14 | 16 |
| | 4,1 | 11,3 | 14,4 | 14 | 16 |
| #4.0 | 2,1 | 9,4 | 12,9 | 17 | 20 |
| | 2,8 | 10,4 | 14,8 | 17 | 19 |
| | 3,4 | 11,3 | 16,7 | 16 | 18 |
| | 4,1 | 11,6 | 17,8 | 16 | 18 |
| #6.0 | 2,8 | 11,6 | 24,6 | 22 | 25 |
| | 3,4 | 12,2 | 27,7 | 22 | 26 |
| | 4,1 | 12,8 | 30,3 | 22 | 26 |
| | 4,8 | 13,4 | 32,6 | 22 | 25 |

*All precipitation rates calculated for 180° operation. For the precipitation rate for a 360° sprinkler, divide by 2.

How to Specify with Options

| MODEL | OPTION |
|-------|--------------------------|
| 11003 | -CV Check valve |
| | -LA Low angle nozzle |
| | -NN No nozzle |
| | -RCW Reclaimed water use |

Example: 11003-RCW-CV

SuperPro®

All the best features in one rotor including Intelligent Flow Technology®.

Features


- Patented Intelligent Flow Technology® – Reduce distance and water flow simultaneously and proportionately up to 50%. Water savings of up to 30%
- Patented easy arc set – Simplified setting wet or dry. Water flow can be turned off or adjusted in the popped-up position
- Adjustable or continuous rotation – Provides a full range of adjustment from 40° to continuous 360°
- Patented arc set degree markings – Clearly indicates current watering pattern, simplifies arc set adjustment
- Arc memory clutch – Prevents internal gear damage and returns rotor to its prior setting automatically if nozzle turret is forced out of adjustment
- Patented reversing mechanism – Assures continuous reverse and return
- Ratcheting riser – Allows for easy adjustment of your left starting position with a simple turn of the riser
- Rubber cover – Seals out dirt and increases durability
- Optional check valve – Prevents low head drainage
- Rugged stainless steel spring – .093 gauge 302 stainless steel spring extends the life of the rotor

Specifications

- Arc adjustment range: 40° to continuous 360°
- Flow range: 0.8 – 11.1 GPM (3,0 – 42,0 LPM)
- Pressure rating: 20 – 70 PSI (1,4 – 4,8 bar)
- Precipitation rate: .21 – 1.17 in/hr (5,39 – 30,89 mm/hr) (depending on spacing and nozzle used)
- Recommended spacing: 28' – 44' (8,5 – 13,4 m)
- Radius: 26' – 46' (7,9 – 14,0 m)
- Nozzle trajectory: 26°
- Low angle nozzle trajectory: 12°
- Standard and low angle nozzles included
- #3 low angle nozzle pre-installed

Models

- 10003** SuperPro
10003-HP SuperPro High Pop
10003-SH SuperPro Shrub



Fast Facts

| | |
|----------|--|
| All | Inlet: 3/4" (1,9 cm) female thread NPT |
| Standard | Retracted height: 7 1/2" (19,0 cm) Riser height: 4 1/4" (10,8 cm) |
| High pop | Retracted height: 17 (43,2 cm) Riser height: 11 1/2" (29,2 cm) |
| Shrub | Height: 7 3/4" (19,7 cm) |



Performance Data

| NOZZLE | PRESSURE PSI | NO ADJUSTMENT | | | | -30% ADJUSTMENT | | | |
|---------------------------|-----------------|----------------|-------------|---------------------|------|-----------------|-------------|---------------------|------|
| | | RADIUS Feet | FLOW GPM | PRECIP in/hr ■ ▲ | | RADIUS Feet | FLOW GPM | PRECIP in/hr ■ ▲ | |
| #1.0 | 30 | 30 | 1.2 | .21 | .25 | 21 | 0.8 | .30 | .36 |
| | 40 | 31 | 1.3 | .23 | .27 | 22 | 0.9 | .33 | .39 |
| | 50 | 31 | 1.5 | .27 | .31 | 22 | 1.1 | .39 | .44 |
| | 60 | 32 | 1.8 | .32 | .37 | 22 | 1.3 | .46 | .53 |
| #1.5 | 30 | 36 | 1.5 | .22 | .26 | 25 | 1.1 | .31 | .37 |
| | 40 | 37 | 1.8 | .25 | .29 | 26 | 1.3 | .36 | .41 |
| | 50 | 37 | 2.0 | .28 | .32 | 26 | 1.4 | .40 | .46 |
| | 60 | 38 | 2.2 | .29 | .34 | 27 | 1.5 | .41 | .49 |
| #2.0 | 30 | 35 | 1.8 | .28 | .33 | 25 | 1.3 | .40 | .47 |
| | 40 | 35 | 2.2 | .35 | .40 | 25 | 1.5 | .50 | .57 |
| | 50 | 36 | 2.6 | .39 | .45 | 25 | 1.8 | .56 | .64 |
| | 60 | 38 | 2.9 | .39 | .45 | 27 | 2.0 | .56 | .64 |
| #2.5 Pre- installed | 30 | 37 | 2.5 | .35 | .41 | 26 | 1.8 | .50 | .59 |
| | 40 | 38 | 3.0 | .40 | .46 | 27 | 2.1 | .57 | .66 |
| | 50 | 40 | 3.4 | .41 | .47 | 28 | 2.4 | .59 | .67 |
| | 60 | 40 | 3.8 | .46 | .53 | 28 | 2.7 | .66 | .76 |
| #3.0 | 30 | 36 | 3.0 | .45 | .51 | 25 | 2.1 | .64 | .73 |
| | 40 | 37 | 3.4 | .48 | .55 | 26 | 2.4 | .69 | .79 |
| | 50 | 38 | 4.0 | .53 | .62 | 27 | 2.8 | .76 | .89 |
| | 60 | 41 | 4.4 | .50 | .58 | 29 | 3.1 | .71 | .83 |
| #4.0 | 30 | 37 | 4.0 | .56 | .65 | 26 | 2.8 | .80 | .93 |
| | 40 | 39 | 4.5 | .57 | .66 | 27 | 3.2 | .81 | .94 |
| | 50 | 39 | 5.2 | .66 | .76 | 27 | 3.6 | .94 | 1.09 |
| | 60 | 40 | 5.6 | .67 | .78 | 28 | 3.9 | .96 | 1.11 |
| #5.0 | 30 | 37 | 4.8 | .68 | .78 | 26 | 3.4 | .97 | 1.11 |
| | 40 | 38 | 5.6 | .75 | .86 | 27 | 3.9 | 1.07 | 1.23 |
| | 50 | 41 | 6.5 | .74 | .86 | 29 | 4.6 | 1.06 | 1.23 |
| | 60 | 43 | 7.2 | .75 | .87 | 30 | 5.0 | 1.07 | 1.24 |
| #6.0 | 30 | 40 | 6.0 | .72 | .83 | 28 | 4.2 | 1.03 | 1.19 |
| | 40 | 41 | 6.8 | .78 | .90 | 29 | 4.8 | 1.11 | 1.29 |
| | 50 | 42 | 7.5 | .82 | .95 | 29 | 5.3 | 1.17 | 1.36 |
| | 60 | 44 | 8.4 | .84 | .96 | 31 | 5.9 | 1.20 | 1.37 |
| #8.0 | 30 | 38 | 7.9 | 1.05 | 1.22 | 27 | 5.5 | 1.50 | 1.74 |
| | 40 | 44 | 9.2 | .92 | 1.06 | 31 | 6.4 | 1.31 | 1.51 |
| | 50 | 45 | 10.4 | .99 | 1.14 | 32 | 7.3 | 1.41 | 1.63 |
| | 60 | 46 | 11.1 | 1.01 | 1.17 | 32 | 7.8 | 1.44 | 1.67 |

Low Angle Performance Data

| NOZZLE | PRESSURE PSI | NO ADJUSTMENT | | | | -30% ADJUSTMENT | | | |
|--------|-----------------|----------------|-------------|---------------------|-----|-----------------|-------------|---------------------|------|
| | | RADIUS Feet | FLOW GPM | PRECIP in/hr ■ ▲ | | RADIUS Feet | FLOW GPM | PRECIP in/hr ■ ▲ | |
| #1.0 | 30 | 26 | 1.1 | .31 | .36 | 18 | 0.8 | .44 | .51 |
| | 40 | 30 | 1.3 | .28 | .32 | 21 | 0.9 | .40 | .46 |
| | 50 | 30 | 1.4 | .30 | .35 | 21 | 1.0 | .43 | .50 |
| | 60 | 30 | 1.6 | .34 | .40 | 21 | 1.1 | .49 | .57 |
| #1.5 | 30 | 27 | 1.4 | .37 | .43 | 19 | 1.0 | .53 | .61 |
| | 40 | 28 | 1.7 | .42 | .48 | 20 | 1.2 | .60 | .69 |
| | 50 | 31 | 1.9 | .38 | .44 | 22 | 1.3 | .54 | .63 |
| | 60 | 30 | 2.1 | .45 | .52 | 21 | 1.5 | .64 | .74 |
| #2.0 | 30 | 30 | 2.1 | .45 | .52 | 21 | 1.5 | .64 | .74 |
| | 40 | 31 | 2.4 | .48 | .56 | 22 | 1.7 | .69 | .80 |
| | 50 | 33 | 2.8 | .50 | .57 | 23 | 2.0 | .71 | .81 |
| | 60 | 31 | 3.1 | .62 | .72 | 22 | 2.2 | .89 | 1.03 |
| #3.0 | 30 | 32 | 3.0 | .56 | .65 | 22 | 2.1 | .80 | .93 |
| | 40 | 34 | 3.5 | .58 | .67 | 24 | 2.5 | .83 | .96 |
| | 50 | 35 | 3.9 | .61 | .71 | 25 | 2.7 | .87 | 1.01 |
| | 60 | 35 | 4.3 | .68 | .78 | 25 | 3.0 | .97 | 1.11 |

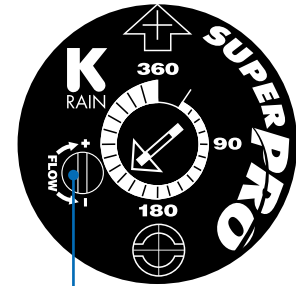
*All precipitation rates calculated for 180° operation.
For the precipitation rate for a 360° sprinkler, divide by 2.

Easy Arc Setting

Arc selection from 40° to continuous 360°. Adjust from left start.

- Reduces distance and flow rate simultaneously and proportionately

- Provides full on/off control



How to Specify with Options

| MODEL | OPTION |
|----------|-------------------------------------|
| 10003 | -NN No nozzle |
| 10003-HP | -RCW Reclaimed water use |
| 10003-SH | -OS On-site wastewater applications |

Examples: 10003-RCW-CV

Accessories

See page 24-25

Performance Data, Metric

| NOZZLE | NO ADJUSTMENT | | | | | | -30% ADJUSTMENT | | | |
|---------------------------|---------------|-----|--------|------|--------------|----|-----------------|------|--------------|----|
| | PRESSURE | | RADIUS | FLOW | PRECIP mm/hr | | RADIUS | FLOW | PRECIP mm/hr | |
| | kPa | Bar | Meters | L/M | ■ | ▲ | Meters | L/M | ■ | ▲ |
| #1.0 | 207 | 2,1 | 10,1 | 4,5 | 5 | 6 | 6,4 | 3,2 | 8 | 9 |
| | 276 | 2,8 | 10,1 | 4,9 | 6 | 7 | 6,6 | 3,4 | 8 | 10 |
| | 345 | 3,4 | 10,1 | 5,7 | 7 | 8 | 6,6 | 4,0 | 10 | 11 |
| | 414 | 4,1 | 10,1 | 6,8 | 8 | 9 | 6,8 | 4,8 | 12 | 13 |
| #1.5 | 207 | 2,1 | 11,0 | 5,7 | 6 | 7 | 7,7 | 4,0 | 8 | 9 |
| | 276 | 2,8 | 11,3 | 6,8 | 6 | 7 | 7,9 | 4,8 | 9 | 11 |
| | 345 | 3,4 | 11,3 | 7,6 | 7 | 8 | 7,9 | 5,3 | 10 | 12 |
| | 414 | 4,1 | 11,6 | 8,3 | 7 | 9 | 8,1 | 5,8 | 11 | 12 |
| #2.0 | 207 | 2,1 | 10,7 | 6,8 | 7 | 8 | 7,5 | 4,8 | 10 | 12 |
| | 276 | 2,8 | 10,7 | 8,3 | 9 | 10 | 7,5 | 5,8 | 13 | 15 |
| | 345 | 3,4 | 11,0 | 9,8 | 10 | 11 | 7,7 | 6,9 | 14 | 16 |
| | 414 | 4,1 | 11,6 | 11,0 | 10 | 11 | 8,1 | 7,7 | 14 | 16 |
| #2.5 Pre- installed | 207 | 2,1 | 11,3 | 9,5 | 9 | 10 | 7,9 | 6,6 | 13 | 15 |
| | 276 | 2,8 | 11,6 | 11,4 | 10 | 12 | 8,1 | 8,0 | 15 | 17 |
| | 345 | 3,4 | 12,2 | 12,9 | 10 | 12 | 8,5 | 9,0 | 15 | 17 |
| | 414 | 4,1 | 12,2 | 14,4 | 12 | 13 | 8,5 | 10,1 | 17 | 19 |
| #3.0 | 207 | 2,1 | 11,0 | 11,4 | 11 | 13 | 7,7 | 8,0 | 16 | 19 |
| | 276 | 2,8 | 11,3 | 12,9 | 12 | 14 | 7,9 | 9,0 | 17 | 20 |
| | 345 | 3,4 | 11,6 | 15,1 | 13 | 16 | 8,1 | 10,6 | 19 | 22 |
| | 414 | 4,1 | 12,5 | 16,7 | 13 | 15 | 8,8 | 11,7 | 18 | 21 |
| #4.0 | 207 | 2,1 | 11,3 | 15,1 | 14 | 17 | 7,9 | 10,6 | 20 | 24 |
| | 276 | 2,8 | 11,9 | 17,0 | 14 | 17 | 8,3 | 11,9 | 21 | 24 |
| | 345 | 3,4 | 11,9 | 19,7 | 17 | 19 | 8,3 | 13,8 | 24 | 28 |
| | 414 | 4,1 | 12,2 | 21,2 | 17 | 20 | 8,5 | 14,9 | 24 | 28 |
| #5.0 | 207 | 2,1 | 11,3 | 18,2 | 17 | 20 | 7,9 | 12,7 | 25 | 28 |
| | 276 | 2,8 | 11,6 | 21,2 | 19 | 22 | 8,1 | 14,9 | 27 | 31 |
| | 345 | 3,4 | 12,5 | 24,6 | 19 | 22 | 8,8 | 17,2 | 27 | 31 |
| | 414 | 4,1 | 13,1 | 27,3 | 19 | 22 | 9,2 | 19,1 | 27 | 32 |
| #6.0 | 207 | 2,1 | 12,2 | 22,7 | 18 | 21 | 8,5 | 15,9 | 26 | 30 |
| | 276 | 2,8 | 12,5 | 25,7 | 20 | 23 | 8,8 | 18,0 | 28 | 33 |
| | 345 | 3,4 | 12,8 | 28,4 | 21 | 24 | 9,0 | 19,9 | 30 | 34 |
| | 414 | 4,1 | 13,4 | 31,8 | 21 | 24 | 9,4 | 22,3 | 30 | 35 |
| #8.0 | 207 | 2,1 | 11,6 | 29,9 | 27 | 31 | 8,1 | 21,0 | 38 | 44 |
| | 276 | 2,8 | 13,4 | 34,8 | 23 | 27 | 9,4 | 24,4 | 33 | 38 |
| | 345 | 3,4 | 13,7 | 39,4 | 25 | 29 | 9,6 | 27,6 | 36 | 41 |
| | 414 | 4,1 | 14,0 | 42,0 | 26 | 30 | 9,8 | 29,4 | 37 | 42 |

Low Angle Performance Data, Metric

| NOZZLE | NO ADJUSTMENT | | | | | | -30% ADJUSTMENT | | | |
|--------|---------------|-----|--------|------|--------------|----|-----------------|------|--------------|----|
| | PRESSURE | | RADIUS | FLOW | PRECIP mm/hr | | RADIUS | FLOW | PRECIP mm/hr | |
| | kPa | Bar | Meters | L/M | ■ | ▲ | Meters | L/M | ■ | ▲ |
| #1.0 | 207 | 2,1 | 7,9 | 4,2 | 8 | 9 | 5,6 | 2,9 | 11 | 13 |
| | 276 | 2,8 | 9,1 | 4,9 | 7 | 8 | 6,4 | 3,4 | 10 | 12 |
| | 345 | 3,4 | 9,1 | 5,3 | 8 | 9 | 6,4 | 3,7 | 11 | 13 |
| | 414 | 4,1 | 9,1 | 6,1 | 9 | 10 | 6,4 | 4,2 | 12 | 15 |
| #1.5 | 207 | 2,1 | 8,2 | 5,3 | 9 | 11 | 5,8 | 3,7 | 13 | 16 |
| | 276 | 2,8 | 8,5 | 6,4 | 11 | 12 | 6,0 | 4,5 | 15 | 17 |
| | 345 | 3,4 | 9,4 | 7,2 | 10 | 11 | 6,6 | 5,0 | 14 | 16 |
| | 414 | 4,1 | 9,1 | 7,9 | 11 | 13 | 6,4 | 5,6 | 16 | 19 |
| #2.0 | 207 | 2,1 | 9,1 | 7,9 | 11 | 13 | 6,4 | 5,6 | 16 | 19 |
| | 276 | 2,8 | 9,4 | 9,1 | 12 | 14 | 6,6 | 6,4 | 17 | 20 |
| | 345 | 3,4 | 10,1 | 10,6 | 13 | 14 | 7,0 | 7,4 | 18 | 21 |
| | 414 | 4,1 | 9,4 | 11,7 | 16 | 18 | 6,6 | 8,2 | 22 | 26 |
| #3.0 | 207 | 2,1 | 9,8 | 11,4 | 14 | 17 | 6,8 | 8,0 | 20 | 24 |
| | 276 | 2,8 | 10,4 | 13,2 | 15 | 17 | 7,3 | 9,3 | 21 | 24 |
| | 345 | 3,4 | 10,7 | 14,8 | 15 | 18 | 7,5 | 10,3 | 22 | 26 |
| | 414 | 4,1 | 10,7 | 16,3 | 17 | 20 | 7,5 | 11,4 | 25 | 28 |

*All precipitation rates calculated for 180° operation.

For the precipitation rate for a 360° sprinkler, divide by 2.





Watch the video. Scan this code with your smartphone camera.



ProSport®

Designed for sports turf and commercial applications.

Features

- Patented Top Arc Set – Allows for wet or dry adjustment in seconds
- Triple Nozzle Configuration – Ensures even distribution of water
- Arc adjustment from 40° to a continuous 360°
- Top Arc Set Degree Markings – Clearly indicates the current watering pattern and simplifies arc set adjustment
- Arc Memory Clutch – Prevents internal gear damage and returns rotor to its prior setting automatically if nozzle turret is forced past stop
- Patented Reversing Mechanism – Assures continuous reverse and return
- Heavy Duty Rubber Cover and Mud Guard – Protects against physical injury and allows sprinkler to be installed below grade
- Factory Installed Check Valve – Prevents low head drainage

Specifications

- Arc Adjustment Range: 40° to Continuous 360°
- Flow Range: 5.1 – 32.5 GPM (19,3 – 123 LPM)
- Pressure Rating: 40 – 90 PSI (2,8 – 6,2 bar)
- Precipitation Rate: .48 – 1.3 in/hr (12,2 – 22 mm/hr) (depending on spacing and nozzle used)
- Recommended Spacing: 40' – 65' (12,2 – 19,8 m)
- Radius: 43' – 77' (13 – 23,5 m)
- Nozzle Trajectory: 26°

Model

- 14003** ProSport® Plastic
- 14003-6INCH** ProSport® 6 inch
- 14053** ProSport® High Speed Plastic

Easy Arc Setting

Arc Selection: 40° to continuous 360°
Adjust from left start



Accessories







See page 24-25

Fast Facts







| | |
|------------|--|
| ALL | Inlet: 1" (2,5 cm) female thread NPT |
| 4" | Retracted height: 7 1/2" (19 cm) Riser height: 4 1/2" (11,4 cm) |
| 6" | Retracted height: 12" (30,5 cm) Riser height: 6 1/4" (15,9 cm) |









14003 Performance Data

| NOZZLE | PRESSURE PSI | RADIUS Feet | FLOW GPM | PRECIP in/hr | |
|---|-----------------|----------------|-------------|--------------|------|
| | | | | ■ | ▲ |
|  | 40 | 45 | 5.1 | .48 | .58 |
| | 50 | 47 | 5.9 | .51 | .62 |
| | 60 | 47 | 6.5 | .57 | .68 |
| | 70 | 49 | 7.1 | .57 | .68 |
|  | 50 | 53 | 10.6 | .73 | .87 |
| | 60 | 53 | 11.8 | .81 | .97 |
| | 70 | 53 | 12.6 | .86 | 1.04 |
| | 80 | 55 | 13.5 | .86 | 1.03 |
|  | 50 | 57 | 13.0 | .77 | .92 |
| | 60 | 59 | 14.2 | .79 | .94 |
| | 70 | 59 | 15.4 | .85 | 1.02 |
| | 80 | 63 | 16.5 | .80 | .96 |
|  | 60 | 65 | 18.9 | .86 | 1.03 |
| | 70 | 67 | 20.5 | .88 | 1.06 |
| | 80 | 69 | 21.9 | .89 | 1.06 |
| | 90 | 71 | 23.2 | .89 | 1.06 |
|  | 60 | 67 | 22.8 | .98 | 1.17 |
| | 70 | 71 | 24.8 | .95 | 1.14 |
| | 80 | 75 | 26.5 | .91 | 1.09 |
| | 90 | 77 | 26.8 | .87 | 1.04 |
|  | 60 | 67 | 23.7 | 1.02 | 1.22 |
| | 70 | 69 | 25.6 | 1.04 | 1.24 |
| | 80 | 69 | 27.5 | 1.11 | 1.33 |
| | 90 | 71 | 29.2 | 1.12 | 1.34 |







14003 Performance Data, Metric

| NOZZLE | PRESSURE Bar | RADIUS Meters | FLOW L/M | PRECIP mm/hr | |
|---|-----------------|------------------|-------------|--------------|----|
| | | | | ■ | ▲ |
|  | 2,8 | 13,7 | 19,3 | 12 | 15 |
| | 3,5 | 14,3 | 22,3 | 13 | 16 |
| | 4,1 | 14,3 | 24,6 | 14 | 17 |
| | 4,8 | 14,9 | 26,9 | 14 | 17 |
|  | 3,5 | 16,2 | 40,1 | 18 | 22 |
| | 4,1 | 15,9 | 44,7 | 21 | 25 |
| | 4,8 | 16,2 | 47,7 | 22 | 26 |
| | 5,5 | 16,8 | 51,1 | 22 | 26 |
|  | 3,5 | 17,4 | 49,2 | 20 | 23 |
| | 4,1 | 18,0 | 53,8 | 20 | 24 |
| | 4,8 | 18,0 | 58,3 | 22 | 26 |
| | 5,5 | 19,2 | 62,5 | 20 | 24 |
|  | 4,1 | 19,8 | 71,5 | 22 | 26 |
| | 4,8 | 20,4 | 77,6 | 22 | 27 |
| | 5,5 | 21,0 | 82,9 | 23 | 27 |
| | 6,2 | 21,6 | 87,8 | 23 | 27 |
|  | 4,1 | 20,4 | 86,3 | 25 | 30 |
| | 4,8 | 21,6 | 93,9 | 24 | 29 |
| | 5,5 | 22,9 | 100,3 | 23 | 28 |
| | 6,2 | 23,5 | 101,4 | 22 | 26 |
|  | 4,1 | 20,4 | 89,7 | 26 | 31 |
| | 4,8 | 21,0 | 96,9 | 26 | 31 |
| | 6,2 | 21,0 | 104,1 | 28 | 34 |
| | 6,2 | 21,6 | 110,5 | 28 | 34 |

14053 Performance Data

| NOZZLE | PRESSURE PSI | RADIUS Feet | FLOW GPM | PRECIP in/hr | |
|---|-----------------|----------------|-------------|--------------|------|
| | | | | ■ | ▲ |
|  | 40 | 43 | 5.9 | .61 | .71 |
| | 50 | 44 | 6.2 | .62 | .71 |
| | 60 | 45 | 6.4 | .61 | .70 |
| | 70 | 45 | 7.6 | .72 | .83 |
|  | 50 | 49 | 10.6 | .85 | .98 |
| | 60 | 53 | 11.5 | .79 | .91 |
| | 70 | 53 | 13.3 | .91 | 1.05 |
| | 80 | 54 | 14.0 | .92 | 1.07 |
|  | 50 | 52 | 12.4 | .88 | 1.02 |
| | 60 | 54 | 13.6 | .90 | 1.04 |
| | 70 | 56 | 14.6 | .90 | 1.03 |
| | 80 | 58 | 15.9 | .91 | 1.05 |
|  | 60 | 56 | 19.8 | 1.22 | 1.40 |
| | 70 | 58 | 21.2 | 1.21 | 1.40 |
| | 80 | 59 | 22.8 | 1.26 | 1.46 |
| | 90 | 60 | 24.4 | 1.30 | 1.51 |
|  | 60 | 59 | 22.4 | 1.24 | 1.43 |
| | 70 | 66 | 25.7 | 1.14 | 1.31 |
| | 80 | 67 | 27.8 | 1.19 | 1.38 |
| | 90 | 68 | 29.9 | 1.24 | 1.44 |
|  | 60 | 60 | 25.2 | 1.35 | 1.56 |
| | 70 | 72 | 28.5 | 1.06 | 1.22 |
| | 80 | 73 | 30.8 | 1.11 | 1.28 |
| | 90 | 75 | 32.5 | 1.11 | 1.28 |

14053 Performance Data, Metric

| NOZZLE | PRESSURE Bar | RADIUS Meters | FLOW L/M | PRECIP mm/hr | |
|---|-----------------|------------------|-------------|--------------|----|
| | | | | ■ | ▲ |
|  | 2,8 | 13,1 | 22,3 | 15 | 18 |
| | 3,5 | 13,4 | 23,5 | 16 | 18 |
| | 4,1 | 13,7 | 24,2 | 15 | 18 |
| | 4,8 | 13,7 | 28,8 | 18 | 21 |
|  | 3,5 | 14,9 | 40,1 | 22 | 25 |
| | 4,1 | 15,8 | 44,3 | 20 | 23 |
| | 4,8 | 16,1 | 50,3 | 23 | 27 |
| | 5,5 | 16,5 | 53,0 | 23 | 27 |
|  | 3,5 | 15,8 | 46,9 | 22 | 26 |
| | 4,1 | 16,5 | 55,3 | 23 | 26 |
| | 4,8 | 17,1 | 58,7 | 23 | 26 |
| | 5,5 | 17,1 | 60,2 | 23 | 27 |
|  | 4,1 | 17,1 | 66,2 | 31 | 36 |
| | 4,8 | 17,7 | 71,5 | 31 | 36 |
| | 5,5 | 18,0 | 78,7 | 32 | 37 |
| | 6,2 | 18,3 | 82,1 | 33 | 38 |
|  | 4,1 | 18,0 | 84,8 | 31 | 36 |
| | 4,8 | 20,1 | 97,3 | 29 | 33 |
| | 5,5 | 20,4 | 105,2 | 30 | 35 |
| | 6,2 | 20,7 | 113,2 | 31 | 37 |
|  | 4,1 | 18,3 | 95,4 | 34 | 40 |
| | 4,8 | 22,0 | 107,9 | 27 | 31 |
| | 6,2 | 22,2 | 116,6 | 28 | 33 |
| | 6,2 | 22,9 | 123,0 | 28 | 33 |

*All precipitation rates calculated for 180° operation. For the precipitation rate for a 360° sprinkler, divide by 2.

How to Specify with Options

| MODEL | OPTION |
|-------------|--------------------------|
| 14003 | -SS Stainless steel |
| 14003-6INCH | -BSP with BSP thread |
| 14053 | -NN No nozzle |
| | -RCW Reclaimed water use |

Examples: 14003-BSP, 14053-RCW-NN

Visit our Sport Field Designs online
at: www.krain.com/sport-field-design

Rotor Accessories

Nozzle Racks

- P52775** MiniPro® and RPS 50 Nozzle Rack (red)
- P51399** ProPlus® Nozzle Rack (red)
Standard: 0.5, 0.75, 1, 2, 3, 4, 6, 8 GPM
Low Angle: 1, 3, 4, 6 GPM
Pre-installed Nozzle: 2.5 GPM
- P16001101** RPS™ 75 Nozzle Rack (red)
Standard: 0.75, 1, 1.5, 2, 4, 6, 8 GPM
Low Angle: 1, 3, 4, 6 GPM
Pre-installed Nozzle: 3.0 GPM
- P16001102** ProPlus-RCW low angle nozzle rack
- P16001110** RPS™ 75i, SuperPro Nozzle Rack (green)
Standard: 1, 1.5, 2, 2.5, 3, 4, 5, 6, 8 GPM
Low Angle: 1, 1.5, 2, 3 GPM
Pre-installed Nozzle: 2.5 GPM

ProSport®

- P55519** 5 GPM (18,9 LPM), white
10 GPM (37,9 LPM), green
15 GPM (56,8 LPM), grey
20 GPM (75,7 LPM), brown
25 GPM (94,6 LPM), blue
30 GPM (113,5 LPM), black


How to Specify Nozzle

| MODEL | OPTION |
|-------|--------|
| 55519 | -5 |

Example: 55519-5

Adjustment Tools

- P59995** K-Key; MiniPro®, ProPlus® Adjustment Key
- P1000902** SuperPro®, RPS™ Select, ProSport® Adjustment Key
- P1000901** RPS™ 75, RPS™ 75i, RPS™ 50 Adjustment Key
- RN-ADJ-TOOL** Rotary Nozzle Adjustment Tool



Riser Clips, Check Valves and Filter Baskets

| | |
|------------------|--|
| P54065 | Riser Clip |
| P51210 | SuperPro®-HP, SuperPro®-SH, RPS™ Select-SH, RPS™ 75-SH, RPS™ 75i-SH, ProPlus® High Pop and ProPlus® Shrub Check Valve* |
| P513995 | MiniPro®, RPS™ 50 Check Valve |
| P16009110 | RPS™ 75, 75i, Select, ProPlus®, SuperPro® Check Valve Assembly |
| P53425 | ProSport® Check Valve* |
| P51114 | MiniPro® Filter Basket |
| P51115 | RPS™ 75, 75i, Select Filter Basket |
| P51112 | SuperPro® High Pop, ProPlus® High Pop Filter Basket* |
| P58115 | ProPlus®, SuperPro® Filter Basket |

*Also for use with ProPlus® and SuperPro® rotors in-ground before October 2019.

Swing Pipe & Fittings

| | |
|-------------------|---|
| KA05100 | Swing Pipe, 1/2" x 100' Roll |
| SWPC050 | Swing Pipe, Coupling, 1/2" Barb |
| SWPT050 | Swing Pipe, Tee, 1/2" Barb |
| SWPE050 | Swing Pipe, Elbow, 1/2" MNPT x 1/2" Barb |
| SWPE075 | Swing Pipe, Elbow, 3/4" MNPT x 1/2" Barb |
| SWPA060505 | Swing Pipe Assembly, 6in, 1/2" Inlet x 1/2" Outlet |
| SWPA120505 | Swing Pipe Assembly, 12in, 1/2" Inlet x 1/2" Outlet |
| SWPA127575 | Swing Pipe Assembly, 12in, 3/4" Inlet x 3/4" Outlet |
| SWPA180505 | Swing Pipe Assembly, 18in, 1/2" Inlet x 1/2" Outlet |



KA05100

SWPC050

SWPT050

SWPE050

SWPE075

SWPA127575


sprays



Spray Body Comparison Chart

The perfect combination of precise engineering and extensive field testing ensures long life and outstanding performance with every K-Rain spray. Well-suited for any application, the sprays are rugged, reliable and available in a wide selection of sizes for optimal flexibility.

| Model | PRO-S SPRAYS | | | | | NP SPRAYS | | K-SPRAYS | | | |
|------------------------------|--------------------|--------------------|--------------------|--------------------|--------------------|--------------------|--------------------|--------------------|--------------------|--------------------|--------------------|
| | 78002 | 78003 | 78004 | 78006 | 78012 | NP2 | NP4 | 73001 | 74001 | 76001 | 71201 |
| Specifications | | | | | | | | | | | |
| Pop-up height | 1 1/2" | 2 1/2" | 3 1/2" | 5 1/2" | 11 1/2" | 2" | 3 7/8" | 2 1/2" | 4" | 5 7/8" | 11 1/2" |
| Retracted height | 4 3/8" | 5" | 6" | 9 3/8" | 16" | 4" | 6" | 4 3/4" | 5 7/8" | 8" | 15 3/4" |
| Pressure range (PSI) | 20-70 | 20-70 | 20-70 | 20-70 | 20-70 | 20-70 | 20-70 | 20-70 | 20-70 | 20-70 | 20-70 |
| Inlet | 1/2" female thread | 1/2" female thread | 1/2" female thread | 1/2" female thread | 1/2" female thread | 1/2" female thread | 1/2" female thread | 1/2" female thread | 1/2" female thread | 1/2" female thread | 1/2" female thread |
| Nozzle | female threaded | female threaded | female threaded | female threaded | female threaded | female threaded | female threaded | male threaded | male threaded | male threaded | male threaded |
| Features | | | | | | | | | | | |
| Co-molded wiper seal | • | • | • | • | • | | | | | | |
| Ratcheting riser | • | • | • | • | • | • | • | • | • | • | • |
| Heavy duty retraction spring | • | • | • | • | • | • | • | • | • | • | • |
| Side inlet | | | | ★ | • | | | | | | • |
| Narrow profile | | | | | | • | • | | | | |
| Warranty | 5 years | 5 years | 5 years | 5 years | 5 years | 5 years | 5 years | 5 years | 5 years | 5 years | 5 years |
| Options | | | | | | | | | | | |
| Check valve | • | • | • | • | • | • | • | • | • | • | • |
| Nozzle guard | • | • | • | • | • | | | | | | |
| Pressure regulator (30 PSI) | | | • | • | • | | | | | | |
| Pressure regulator (40 PSI) | | | • | • | • | | | | | | |
| Reclaimed water use | • | • | • | • | • | | | • | • | • | • |
| Stop Flow™ | | | • | • | • | | | | | | |

*No side inlet option available.

PRO-S™ Sprays

Proven long life and outstanding performance.

sprays

Features

- Co-molded wiper seal — Ensures a leak-free, full pop-up even under low pressure situations. Treated with UV inhibitors for long life. Carefully selected seal material reduces degradation and stick-ups
- Heavy-duty retraction spring — Strongest in the industry for complete retraction in all soil conditions
- Pre-installed flush cap
- Accepts female threaded nozzles
- Fits in Rain Bird® 1800 can

Specifications

- Pressure rating: 20 – 70 PSI (1,4 – 4,8 bar)
- Flow-by: 0 – 8 PSI (0,6 bar) 0.20 GPM (0,76 LPM)
- Inlet: 1/2" (1,3 cm) Female Thread NPT

Models

- 78002** Pro-S 2" (5 cm) Pop-up
- 78003** Pro-S 3" (7,5 cm) Pop-up
- 78004** Pro-S 4" (10 cm) Pop-up
- 78006** Pro-S 6" (15 cm) Pop-up with side inlet
- 78012** Pro-S 12" (30 cm) Pop-up

Accessories

See page 32

Fast Facts

| | |
|-----|--|
| All | Inlet: 1/2" (1,3 cm) female thread NPT |
| 2" | Retracted height: 4 3/8" (11,1 cm) Riser height: 1 1/2" (3,8 cm) |
| 3" | Retracted height: 5" (12,7) Riser height: 2 1/2" (6,4 cm) |
| 4" | Retracted height: 6" (15,2) Riser height: 3 1/2" (8,9 cm) |
| 6" | Retracted height: 9 3/8" (23,8 cm) Riser height: 5 1/2" (14,0 cm) |
| 12" | Retracted height: 16" (40,6 cm) Riser height: 11 1/2" (29,2 cm) |



Options


- In-stem Pressure Regulator**

Factory preset at 30 or 40 PSI (2,1 or 2,8 bar). Available in 4", 6" and 12". EPA WaterSense certified. Visit krain.com/watersense-certified for a full list.



- In-stem Check Valve**

Pre-installed or installs in the field. Holds up to 10' (3 m) of head pressure.



- Pre-installed Nozzle Guard**

Protects the nozzle from foot traffic, mowers, edgers and arc changes.



- Stop Flow™**

Automatically stops water flow should the nozzle become damaged or removed.

Stop Flow™ valve



How to Specify with Options

| MODEL | OPTION | |
|-------|---------|---------------------------|
| 78002 | - CV | Check valve |
| 78003 | - GUARD | Nozzle guard |
| 78004 | - NSI | No side inlet (6" only) |
| 78006 | - PR30 | Pressure regulator 30 PSI |
| 78012 | - PR40 | Pressure regulator 40 PSI |
| | - RCW | Reclaimed water use |
| | - SF | Stop Flow™ |

Examples: 78004-CV, 78006-NSI-RCW, 78012-CV-PR30



Watch the video. Scan this code with your smartphone camera.



NP Sprays

Ideal for watering smaller lawns, ground cover and shrub areas.

Features

- Available in 2" and 4" (5 cm and 10 cm) Models – Provides flexibility in system design
- Accepts Female Threaded Nozzles
- Stainless Steel Retraction Spring – Provides reliable retraction of the riser in all soil conditions
- Ratcheting Riser – Allows for easy pattern alignment by turning the riser
- Narrow Profile Body – Easy to retrofit with existing systems

Specifications

- Pressure Rating: 20 – 70 PSI (1,4 – 4,8 bar)
- Inlet: 1/2" (1,3 cm) female thread NPT

Models

- NP2** 2" (5 cm) Narrow Profile Spray Body
- NP4** 4" (10 cm) Narrow Profile Spray Body

Fast Facts

| | |
|-----|---|
| All | Inlet: 1/2" (1,3 cm) female thread NPT |
| NP2 | Retracted height: 4" (10,2 cm) Riser height: 2" (5,1 cm) |
| NP4 | Retracted height: 6" (15,2 cm) Riser height: 3 7/8" (9,8 cm) |

How to Specify with Options

| MODEL | OPTION |
|------------|-----------------|
| NP2 NP4 | -CV Check valve |

Example: NP4-CV

Accessories

See page 32



A wide range of pop-up heights suited for many applications.

www.krain.com

sprays

Features

- Available in 3", 4", 6" and 12" Models – Provides flexibility in system design
- Accepts Male Threaded Nozzles
- Stainless Steel Retraction Spring – Provides reliable retraction of the riser in all soil conditions
- Ratcheting Riser – Allows for easy pattern alignment by turning the riser
- Heavy Duty Wiper Seal – Ensures leak free, full pop-up operation even under low-pressure situations
- Optional Water-Saving Check Valve – Eliminates low head drainage
- Optional Purple Cap for Reclaimed Water Use – Highly visible for identification of RCW systems

Fast Facts

| | |
|-------|--|
| All | Inlet: 1/2" (1,3 cm) female thread NPT |
| 73001 | Retracted height: 4 3/4" (12,1 cm) Riser height: 2 1/2" (6,4 cm) |
| 74001 | Retracted height: 5 7/8" (14,9 cm) Riser height: 4" (10,2 cm) |
| 76001 | Retracted height: 8" (20,3 cm) Riser height: 5 7/8" (14,9 cm) |
| 71201 | Retracted height: 15 3/4" (40 cm) Riser height: 11 1/2" (29,2 cm) |

Specifications

- Pressure Rating: 20 – 70 PSI (1,4 – 4,8 bar)
- Inlet: 1/2" (1,3 cm) female thread NPT

Models

- 73001 3" (7,6 cm) Pop-Up
- 74001 4" (10 cm) Pop-Up
- 76001 6" (15 cm) Pop-Up
- 71201 12" (30,5 cm) Pop-Up

How to Specify with Options

| MODEL | OPTION |
|-------|--------------------------|
| 73001 | -CV Check valve |
| 74001 | -RCW Reclaimed water use |
| 76001 | |
| 71201 | |

Examples: 73001-CV, 71201-RCW

Accessories

See page 32



Spray Accessories

Models

SHRUB ADAPTERS

- PSA** Shrub Adapter, Female Thread (for male nozzles)
- PFSA** Shrub Adapter, Male Thread (for female nozzles)
- PSA-RCW** RCW Shrub adapter, Female Thread, (for male nozzles)
- PFSA-RCW** RCW Shrub adapter, Male Thread, (for female nozzles)



Models

CHECK DISKS

- P53426** K-Spray™ Check Valve
- P53428** Pro-S™ Check Valve
- P53429** NP Spray™ Check Valve



Models

NOZZLE GUARD


- 78000** Nozzle Guard
(fits Pro-S™ Sprays)
- 78000-RCW** Nozzle Guard for Reclaimed Water*
(Does not include riser seal)




Models

SWING PIPE & FITTINGS

- KA05100** Swing Pipe, 1/2" x 100' Roll
- SWPC050** Swing Pipe, Coupling, 1/2" Barb
- SWPT050** Swing Pipe, Tee, 1/2" Barb
- SWPE050** Swing Pipe, Elbow, 1/2" MNPT x 1/2" Barb
- SWPE075** Swing Pipe, Elbow, 3/4" MNPT x 1/2" Barb
- SWPA060505** Swing Pipe Assembly, 6in,
1/2" Inlet x 1/2" Outlet
- SWPA120505** Swing Pipe Assembly, 12in,
1/2" Inlet x 1/2" Outlet
- SWPA127575** Swing Pipe Assembly, 12in,
3/4" Inlet x 3/4" Outlet
- SWPA180505** Swing Pipe Assembly, 18in,
1/2" Inlet x 1/2" Outlet





nozzles



Nozzle Comparison Chart

Designed with the utmost attention to detail, the versatility of the K-Rain nozzle line ensures that the professional has everything needed for a variety of residential and commercial terrains.

| | Rotary Nozzle Series | Fully Adjustable Rotary Nozzle | HE KVF Adjustable Nozzles | KV Adjustable Nozzles | Fixed Pattern Nozzles |
|---------------------------------|--------------------------|--------------------------------|-----------------------------------|-----------------------|------------------------------------|
| Nozzle Type | Full 360° Adjustable | Fully Adjustable | High Efficiency, Fully Adjustable | Fully Adjustable | Fixed Spray |
| Specifications | | | | | |
| Arc | 90° - 360° | 80° - 360° | 0° - 360° | 0° - 360° | 90° - 360° |
| Radius | 13' - 30' | 13' - 30' | 8' - 18' | 5' - 20' | 6' - 17' |
| Thread | female | female | female | male | female & male |
| Special patterns | right, left & side strip | | | | center, end, side & high/low strip |
| Special pattern dimensions | 4' x 15' to 7' x 32' | | | | 4' x 12' to 15' x 5' x 32' |
| Features | | | | | |
| Color-coded | • | • | • | • | • |
| Automatic matched precipitation | • | • | • | • | |
| Warranty | 2 year | 2 year | 2 year | 2 year | 2 year |

* At optimal pressure

Rotary Nozzle Series

Superior uniformity for demanding, low-precipitation applications.

Features

- Durable Design – Molded with high-impact engineered resin for long life
- Superior Uniformity – Multi-stream technology provides outstanding coverage eliminating brown spots
- Matched Precipitation – Low precipitation rate is proportionate even after arc and radius adjustment
- Water-smart Technology – Reduce water usage up to 30% without compromising on results
- Double pop-up Design – Delivers additional protection from dirt/particulate intrusion in all conditions
- Simple to Adjust – Easiest adjustment in the industry
- Color-Coded – Easily identify 6 standard nozzles and 3 specialty nozzles in the field

Watch the video.
Scan this code
with your smart-
phone camera.



Models

RN100 ADJ-90-270

90°-270° Adjustable

13' – 15' (4 – 4,6 m)

■ **Medium Green**

RN100 FIX 360

360° Fixed Pattern,

3' – 15' (4 – 4,6 m)

■ **Light Green**

RN200 ADJ-90-270

90°-270° Adjustable,

16' – 19' (4,9 – 5,8 m)

■ **Medium Blue**

RN200 FIX 360

360° Fixed Pattern,

16' – 19' (4,9 – 5,8 m)

■ **Light Blue**

RN300 ADJ-90-270

90°-270° Adjustable,

26' – 27' (7,9 – 8,2 m)

■ **Medium Grey**

RN300 FIX 360

360° Fixed Pattern,

26' – 30' (7,9 – 9,1 m)

■ **Light Grey**

RNS-RES-515

Right End Strip,

■ **Burnt Orange**

RNS-LES-515

Left End Strip,

■ **Olive**

RNS-SS-530

Side Strip,

■ **Brown**

Performance Data

RN100-ADJ-90-270 (medium green)

| ARC DEGREE | PRESSURE PSI | RADIUS Feet | FLOW GPM | PRECIP in/hr | |
|------------|--------------|-------------|----------|--------------|-----|
| | | | | ■ | ▲ |
| 90° | 30 | 13 | .22 | .50 | .58 |
| | 35 | 14 | .24 | .47 | .54 |
| | 40 | 14 | .25 | .49 | .57 |
| | 45 | 15 | .28 | .48 | .55 |
| | 50 | 15 | .30 | .51 | .59 |
| 180° | 30 | 13 | .44 | .50 | .58 |
| | 35 | 14 | .47 | .46 | .53 |
| | 40 | 14 | .50 | .49 | .57 |
| | 45 | 15 | .58 | .50 | .57 |
| | 50 | 15 | .60 | .51 | .59 |
| 270° | 30 | 13 | .66 | .50 | .58 |
| | 35 | 14 | .71 | .46 | .54 |
| | 40 | 14 | .75 | .49 | .57 |
| | 45 | 15 | .88 | .50 | .58 |
| | 50 | 15 | .90 | .51 | .59 |

Performance Data

RN100-FIX360 (light green)

| ARC DEGREE | PRESSURE PSI | RADIUS Feet | FLOW GPM | PRECIP in/hr | |
|------------|--------------|-------------|----------|--------------|-----|
| | | | | ■ | ▲ |
| 360° | 30 | 13 | .88 | .50 | .58 |
| | 35 | 14 | .94 | .46 | .53 |
| | 40 | 14 | 1.00 | .49 | .57 |
| | 45 | 15 | 1.15 | .49 | .57 |
| | 50 | 15 | 1.20 | .51 | .59 |

Performance Data

RN200-ADJ-90-270 (medium blue)

| ARC DEGREE | PRESSURE PSI | RADIUS Feet | FLOW GPM | PRECIP in/hr | |
|------------|--------------|-------------|----------|--------------|-----|
| | | | | ■ | ▲ |
| 90° | 30 | 16 | .34 | .51 | .59 |
| | 35 | 17 | .38 | .51 | .58 |
| | 40 | 18 | .41 | .49 | .56 |
| | 45 | 19 | .42 | .45 | .52 |
| | 50 | 19 | .47 | .50 | .58 |
| 180° | 30 | 16 | .67 | .50 | .58 |
| | 35 | 17 | .75 | .50 | .58 |
| | 40 | 18 | .83 | .49 | .57 |
| | 45 | 19 | .84 | .45 | .52 |
| | 50 | 19 | .94 | .50 | .58 |
| 270° | 30 | 16 | 1.01 | .51 | .58 |
| | 35 | 17 | 1.13 | .50 | .58 |
| | 40 | 18 | 1.24 | .49 | .57 |
| | 45 | 18 | 1.26 | .50 | .58 |
| | 50 | 19 | 1.41 | .50 | .58 |

Performance Data

RN200-FIX360 (light blue)

| ARC DEGREE | PRESSURE PSI | RADIUS Feet | FLOW GPM | PRECIP in/hr | |
|------------|--------------|-------------|----------|--------------|-----|
| | | | | ■ | ▲ |
| 360° | 30 | 16 | 1.34 | .50 | .58 |
| | 35 | 17 | 1.50 | .50 | .58 |
| | 40 | 18 | 1.65 | .49 | .57 |
| | 45 | 19 | 1.68 | .45 | .52 |
| | 50 | 19 | 1.88 | .50 | .58 |

Performance Data, Metric

RN100-ADJ-90-270 (medium green)

| ARC DEGREE | PRESSURE Bar | RADIUS Meters | FLOW L/M | PRECIP mm/hr | |
|------------|--------------|---------------|----------|--------------|----|
| | | | | ■ | ▲ |
| 90° | 2,1 | 3,97 | 0,83 | 13 | 15 |
| | 2,4 | 4,27 | 0,91 | 12 | 14 |
| | 2,8 | 4,27 | 0,95 | 12 | 14 |
| | 3,1 | 4,58 | 1,06 | 12 | 14 |
| | 3,5 | 4,58 | 1,14 | 13 | 15 |
| 180° | 2,1 | 3,97 | 1,67 | 13 | 15 |
| | 2,4 | 4,27 | 1,78 | 12 | 13 |
| | 2,8 | 4,27 | 1,89 | 12 | 14 |
| | 3,1 | 4,58 | 2,20 | 13 | 15 |
| | 3,5 | 4,58 | 2,27 | 13 | 15 |
| 270° | 2,1 | 3,97 | 2,50 | 13 | 15 |
| | 2,4 | 4,27 | 2,69 | 12 | 14 |
| | 2,8 | 4,27 | 2,84 | 12 | 14 |
| | 3,1 | 4,58 | 3,33 | 13 | 15 |
| | 3,5 | 4,58 | 3,41 | 13 | 15 |

Performance Data, Metric

RN100-FIX360 (light green)

| ARC DEGREE | PRESSURE Bar | RADIUS Meters | FLOW L/M | PRECIP mm/hr | |
|------------|--------------|---------------|----------|--------------|----|
| | | | | ■ | ▲ |
| 360° | 2,1 | 3,97 | 3,33 | 13 | 15 |
| | 2,4 | 4,27 | 3,56 | 12 | 14 |
| | 2,8 | 4,27 | 3,79 | 12 | 14 |
| | 3,1 | 4,58 | 4,35 | 12 | 14 |
| | 3,5 | 4,58 | 4,54 | 13 | 15 |

Performance Data, Metric

RN200-ADJ-90-270 (medium blue)

| ARC DEGREE | PRESSURE Bar | RADIUS Meters | FLOW L/M | PRECIP mm/hr | |
|------------|--------------|---------------|----------|--------------|----|
| | | | | ■ | ▲ |
| 90° | 2,1 | 4,88 | 1,29 | 13 | 15 |
| | 2,4 | 5,19 | 1,44 | 13 | 15 |
| | 2,8 | 5,49 | 1,55 | 12 | 14 |
| | 3,1 | 5,80 | 1,59 | 11 | 13 |
| | 3,5 | 5,80 | 1,78 | 13 | 15 |
| 180° | 2,1 | 4,88 | 2,54 | 13 | 15 |
| | 2,4 | 5,19 | 2,84 | 13 | 15 |
| | 2,8 | 5,49 | 3,14 | 12 | 14 |
| | 3,1 | 5,80 | 3,18 | 11 | 13 |
| | 3,5 | 5,80 | 3,56 | 13 | 15 |
| 270° | 2,1 | 4,88 | 3,82 | 13 | 15 |
| | 2,4 | 5,19 | 4,28 | 13 | 15 |
| | 2,8 | 5,49 | 4,69 | 12 | 14 |
| | 3,1 | 5,49 | 4,77 | 13 | 15 |
| | 3,5 | 5,80 | 5,34 | 13 | 15 |

Performance Data, Metric

RN200-FIX360 (light blue)

| ARC DEGREE | PRESSURE Bar | RADIUS Meters | FLOW L/M | PRECIP mm/hr | |
|------------|--------------|---------------|----------|--------------|----|
| | | | | ■ | ▲ |
| 360° | 2,1 | 4,88 | 5,07 | 13 | 15 |
| | 2,4 | 5,19 | 5,68 | 13 | 15 |
| | 2,8 | 5,49 | 6,25 | 12 | 14 |
| | 3,1 | 5,80 | 6,36 | 11 | 13 |
| | 3,5 | 5,80 | 7,12 | 13 | 15 |

*Data represents test results in zero wind. Adjust for local conditions.

Performance Data

RN300-ADJ-90-270 (medium grey)

| ARC DEGREE | PRESSURE PSI | RADIUS Feet | FLOW GPM | PRECIP in/hr | |
|------------|--------------|-------------|----------|--------------|-----|
| | | | | ■ | ▲ |
| 90° | 30 | 26 | .80 | .46 | .53 |
| | 35 | 26 | .85 | .48 | .56 |
| | 40 | 27 | .90 | .48 | .55 |
| | 45 | 28 | .95 | .47 | .54 |
| | 50 | 28 | 1.00 | .49 | .57 |
| 180° | 30 | 26 | 1.40 | .40 | .46 |
| | 35 | 27 | 1.50 | .40 | .46 |
| | 40 | 27 | 1.60 | .42 | .49 |
| | 45 | 29 | 1.70 | .39 | .45 |
| | 50 | 30 | 1.80 | .39 | .44 |
| 270° | 30 | 26 | 2.45 | .47 | .54 |
| | 35 | 27 | 2.55 | .45 | .52 |
| | 40 | 28 | 2.75 | .45 | .52 |
| | 45 | 28 | 2.90 | .47 | .55 |
| | 50 | 27 | 3.10 | .55 | .63 |

Performance Data, Metric

RN300-ADJ-90-270 (medium grey)

| ARC DEGREE | PRESSURE Bar | RADIUS Meters | FLOW L/M | PRECIP mm/hr | |
|------------|--------------|---------------|----------|--------------|----|
| | | | | ■ | ▲ |
| 90° | 2,1 | 7,93 | 3,03 | 12 | 13 |
| | 2,4 | 7,93 | 3,22 | 12 | 14 |
| | 2,8 | 8,24 | 3,41 | 12 | 14 |
| | 3,1 | 8,54 | 3,60 | 12 | 14 |
| | 3,5 | 8,54 | 3,79 | 12 | 14 |
| 180° | 2,1 | 7,93 | 5,30 | 10 | 12 |
| | 2,4 | 8,24 | 5,68 | 10 | 12 |
| | 2,8 | 8,24 | 6,06 | 11 | 12 |
| | 3,1 | 8,85 | 6,44 | 10 | 11 |
| | 3,5 | 9,15 | 6,81 | 10 | 11 |
| 270° | 2,1 | 7,93 | 9,27 | 13 | 14 |
| | 2,4 | 8,24 | 9,65 | 12 | 13 |
| | 2,8 | 8,54 | 10,41 | 12 | 13 |
| | 3,1 | 8,54 | 10,98 | 13 | 14 |
| | 3,5 | 8,24 | 11,73 | 13 | 16 |

Performance Data

RN300-FIX360 (light grey)

| ARC DEGREE | PRESSURE PSI | RADIUS Feet | FLOW GPM | PRECIP in/hr | |
|------------|--------------|-------------|----------|--------------|-----|
| | | | | ■ | ▲ |
| 360° | 30 | 26 | 3.10 | .44 | .51 |
| | 35 | 27 | 3.20 | .42 | .49 |
| | 40 | 28 | 3.50 | .43 | .50 |
| | 45 | 28 | 3.55 | .44 | .50 |
| | 50 | 30 | 3.70 | .40 | .46 |




Performance Data, Metric

RN300-FIX360 (light grey)

| ARC DEGREE | PRESSURE Bar | RADIUS Meters | FLOW L/M | PRECIP mm/hr | |
|------------|--------------|---------------|----------|--------------|----|
| | | | | ■ | ▲ |
| 360° | 2,1 | 7,93 | 11,73 | 11 | 13 |
| | 2,4 | 8,24 | 12,11 | 11 | 12 |
| | 2,8 | 8,54 | 13,25 | 11 | 13 |
| | 3,1 | 8,54 | 13,44 | 11 | 13 |
| | 3,5 | 9,15 | 14,01 | 10 | 12 |




Performance Data

Special Patterns

| PATTERN | NOZZLE | PRESSURE PSI | W X L Feet | FLOW GPM |
|-----------------|---|--------------|------------|----------|
| Right End Strip | RNS-RES-515 | 30 | 4 x 15 | .30 |
| | Burnt Orange | 35 | 5 x 15 | .32 |
| |  | 40 | 5 x 15 | .35 |
| | | 45 | 6 x 16 | .38 |
| | | 50 | 6 x 16 | .40 |
| Left End Strip | RNS-LES-515 | 30 | 4 x 15 | .30 |
| | Olive | 35 | 5 x 15 | .32 |
| |  | 40 | 5 x 15 | .35 |
| | | 45 | 6 x 15 | .38 |
| | | 50 | 6 x 16 | .40 |
| Side Strip | RNS-SS-530 | 30 | 4 x 29 | .50 |
| | Brown | 35 | 5 x 30 | .55 |
| |  | 40 | 5 x 30 | .60 |
| | | 45 | 6 x 31 | .65 |
| | | 50 | 7 x 32 | .70 |

Performance Data, Metric

Special Patterns

| PATTERN | NOZZLE | PRESSURE Bar | W X L Meters | FLOW L/M |
|-----------------|---|--------------|--------------|----------|
| Right End Strip | RNS-RES-515 | 2,1 | 1,22 x 4,6 | 1,14 |
| | Burnt Orange | 2,4 | 1,5 x 4,6 | 1,21 |
| |  | 2,8 | 1,5 x 4,6 | 1,32 |
| | | 3,1 | 1,8 x 4,9 | 1,43 |
| | | 3,5 | 1,8 x 4,9 | 1,51 |
| Left End Strip | RNS-LES-515 | 2,1 | 1,22 x 4,6 | 1,14 |
| | Olive | 2,4 | 1,5 x 4,6 | 1,21 |
| |  | 2,8 | 1,5 x 4,6 | 1,32 |
| | | 3,1 | 1,8 x 4,6 | 1,43 |
| | | 3,5 | 1,8 x 4,9 | 1,51 |
| Side Strip | RNS-SS-530 | 2,1 | 1,22 x 8,8 | 1,80 |
| | Brown | 2,4 | 1,5 x 9,1 | 2,08 |
| |  | 2,8 | 1,5 x 9,1 | 2,30 |
| | | 3,1 | 1,8 x 9,4 | 2,46 |
| | | 3,5 | 2,1 x 9,7 | 2,64 |

*Data represents test results in zero wind. Adjust for local conditions.



Fully Adjustable Rotary Nozzle

The only fully adjustable rotary nozzle from 80° – 360°.

Features

- Fully adjustable 80° to 360° – only one SKU per distance
- Female Threaded – replaces all female thread nozzles
- Hand adjustable – no tools needed
- Radius adjustment up to 30% – patented flow control
- Arc adjustment wet or dry – visual left start and right stop
- Double pop up system – superior dirt tolerance
- Three model options – distances from 13' to 30' (3,96 m to 9,14 m)
- Matched precipitation – superior efficiency in water and uniformity through all patterns and distances
- Low precipitation rate – reduces runoff and improves soil absorption
- Low flow rate – allows for more heads per zone, fewer zones
- Viscous dampening – ensures consistent application speed over varying flow rates and pressure ranges
- Multiple stream technology – for improved wind resistance
- Large filter – prolongs product life
- Can be installed in the same zone as rotors
- Two year limited warranty



Models

RN100-ADJ

80°-360° Adjustable
13' – 15' (4 – 4,6 m),

 Green

RN200-ADJ

80°-360° Adjustable
16' – 19' (4,9 – 5,8 m),

 Blue

RN300-ADJ

80°-360° Adjustable
26' – 30' (7,9 – 9,1 m),

 Red



Performance Data

RN100-ADJ (green)

| ARC DEGREE | PRESSURE PSI | RADIUS Feet | FLOW GPM | PRECIP in/hr | |
|------------|--------------|-------------|----------|--------------|-----|
| | | | | ■ | ▲ |
| 90° | 30 | 13 | .22 | .50 | .58 |
| | 40 | 14 | .25 | .49 | .57 |
| | 50 | 15 | .30 | .51 | .59 |
| 180° | 30 | 13 | .44 | .50 | .58 |
| | 40 | 14 | .50 | .49 | .57 |
| | 50 | 15 | .60 | .51 | .59 |
| 360° | 30 | 13 | .90 | .51 | .59 |
| | 40 | 14 | 1.00 | .49 | .57 |
| | 50 | 15 | 1.20 | .51 | .59 |

Performance Data, Metric

RN100-ADJ (green)

| ARC DEGREE | PRESSURE Bar | RADIUS Meters | FLOW L/M | PRECIP mm/hr | |
|------------|--------------|---------------|----------|--------------|----|
| | | | | ■ | ▲ |
| 90° | 2,1 | 3,96 | 0,83 | 13 | 15 |
| | 2,8 | 4,27 | 0,95 | 12 | 14 |
| | 3,5 | 4,57 | 1,14 | 13 | 15 |
| 180° | 2,1 | 3,96 | 1,67 | 13 | 15 |
| | 2,8 | 4,27 | 1,89 | 12 | 14 |
| | 3,5 | 4,57 | 2,27 | 13 | 15 |
| 360° | 2,1 | 3,96 | 3,41 | 13 | 15 |
| | 2,8 | 4,27 | 3,79 | 12 | 14 |
| | 3,5 | 4,57 | 4,54 | 13 | 15 |

Performance Data

RN200-ADJ (blue)

| ARC DEGREE | PRESSURE PSI | RADIUS Feet | FLOW GPM | PRECIP in/hr | |
|------------|--------------|-------------|----------|--------------|-----|
| | | | | ■ | ▲ |
| 90° | 30 | 16 | .34 | .51 | .59 |
| | 40 | 18 | .41 | .49 | .56 |
| | 50 | 19 | .47 | .50 | .58 |
| 180° | 30 | 16 | .67 | .50 | .58 |
| | 40 | 18 | .83 | .49 | .57 |
| | 50 | 19 | .94 | .50 | .58 |
| 360° | 30 | 16 | 1.35 | .51 | .59 |
| | 40 | 18 | 1.70 | .51 | .58 |
| | 50 | 19 | 1.90 | .51 | .58 |

Performance Data, Metric

RN200-ADJ (blue)

| ARC DEGREE | PRESSURE Bar | RADIUS Meters | FLOW L/M | PRECIP mm/hr | |
|------------|--------------|---------------|----------|--------------|----|
| | | | | ■ | ▲ |
| 90° | 2,1 | 4,88 | 1,29 | 13 | 15 |
| | 2,8 | 5,49 | 1,55 | 12 | 14 |
| | 3,5 | 5,79 | 1,78 | 13 | 15 |
| 180° | 2,1 | 4,88 | 2,54 | 13 | 15 |
| | 2,8 | 5,49 | 3,14 | 12 | 14 |
| | 3,5 | 5,79 | 3,56 | 13 | 15 |
| 360° | 2,1 | 4,88 | 5,11 | 13 | 15 |
| | 2,8 | 5,49 | 6,44 | 13 | 15 |
| | 3,5 | 5,79 | 7,19 | 13 | 15 |

Performance Data

RN300-ADJ (red)

| ARC DEGREE | PRESSURE PSI | RADIUS Feet | FLOW GPM | PRECIP in/hr | |
|------------|--------------|-------------|----------|--------------|-----|
| | | | | ■ | ▲ |
| 90° | 30 | 26 | .80 | .46 | .53 |
| | 40 | 27 | .90 | .48 | .55 |
| | 50 | 29 | 1.00 | .46 | .53 |
| 180° | 30 | 26 | 1.50 | .43 | .49 |
| | 40 | 27 | 1.60 | .42 | .49 |
| | 50 | 29 | 1.80 | .41 | .48 |
| 360° | 30 | 26 | 3.00 | .43 | .49 |
| | 40 | 27 | 3.20 | .42 | .49 |
| | 50 | 28 | 3.80 | .47 | .54 |

Performance Data, Metric

RN300-ADJ (red)

| ARC DEGREE | PRESSURE Bar | RADIUS Meters | FLOW L/M | PRECIP mm/hr | |
|------------|--------------|---------------|----------|--------------|----|
| | | | | ■ | ▲ |
| 90° | 2,1 | 7,92 | 3,03 | 12 | 13 |
| | 2,8 | 8,23 | 3,41 | 12 | 14 |
| | 3,5 | 8,84 | 3,79 | 12 | 13 |
| 180° | 2,1 | 7,92 | 5,68 | 11 | 12 |
| | 2,8 | 8,23 | 6,06 | 11 | 12 |
| | 3,5 | 8,84 | 6,81 | 10 | 12 |
| 360° | 2,1 | 7,92 | 11,36 | 11 | 12 |
| | 2,8 | 8,23 | 12,11 | 11 | 12 |
| | 3,5 | 8,83 | 14,38 | 12 | 14 |

*Data represents test results in zero wind. Adjust for local conditions.



High Efficiency KVF Nozzles

Complete flexibility for working in a variety of terrains.

Features

- Superior Spray Patterns
- Fits any male-thread spray body
- Color-coded for Easy Identification
- Uniform Water Distribution
- Water Efficient Low Flow Rates
- Extra Long Filters Extend Time Between Cleanings

Models

KVF8
8' (2,4 m) Nozzle,
Green

KVF10
10' (3 m) Nozzle,
Blue

KVF12
12' (3,7 m) Nozzle,
Brown

KVF15
15' (4,6 m) Nozzle,
Black

KVF17
17' (5,2 m) Nozzle,
Grey

Performance Data

KVF-8 8' (2,4 m) Nozzle (green)

| ARC DEGREE | PRESSURE PSI | RADIUS Feet | FLOW GPM | PRECIP in/hr | |
|------------|--------------|-------------|-------------|--------------|-------------|
| | | | | ■ | ▲ |
| 90° | 20 | 9 | .39 | 1.85 | 2.14 |
| | 25 | 10 | .42 | 1.62 | 1.87 |
| | 30 | 10 | .50 | 1.93 | 2.22 |
| | 40 | 11 | .61 | 1.94 | 2.24 |
| 180° | 20 | 9 | .75 | 1.78 | 2.06 |
| | 25 | 9 | .85 | 2.02 | 2.33 |
| | 30 | 10 | 1.00 | 1.93 | 2.22 |
| | 40 | 10 | 1.16 | 2.23 | 2.58 |
| 270° | 20 | 9 | 1.15 | 1.82 | 2.10 |
| | 25 | 9 | 1.25 | 1.98 | 2.29 |
| | 30 | 10 | 1.50 | 1.93 | 2.22 |
| | 40 | 10 | 1.75 | 2.25 | 2.59 |
| 360° | 20 | 9 | 1.50 | 1.78 | 2.06 |
| | 25 | 9 | 1.70 | 2.02 | 2.33 |
| | 30 | 10 | 2.00 | 1.93 | 2.22 |
| | 40 | 10 | 2.30 | 2.21 | 2.56 |

Performance Data

KVF-10 10' (3 m) Nozzle (blue)

| ARC DEGREE | PRESSURE PSI | RADIUS Feet | FLOW GPM | PRECIP in/hr | |
|------------|--------------|-------------|-------------|--------------|-------------|
| | | | | ■ | ▲ |
| 90° | 20 | 10 | .45 | 1.73 | 2.00 |
| | 25 | 11 | .54 | 1.72 | 1.98 |
| | 30 | 12 | .62 | 1.66 | 1.91 |
| | 40 | 12 | .70 | 1.87 | 2.16 |
| 180° | 20 | 10 | .90 | 1.73 | 2.00 |
| | 25 | 11 | 1.10 | 1.75 | 2.02 |
| | 30 | 12 | 1.25 | 1.67 | 1.93 |
| | 40 | 12 | 1.40 | 1.87 | 2.16 |
| 270° | 20 | 10 | 1.35 | 1.73 | 2.00 |
| | 25 | 11 | 1.65 | 1.75 | 2.02 |
| | 30 | 12 | 1.85 | 1.65 | 1.90 |
| | 40 | 12 | 2.10 | 1.87 | 2.16 |
| 360° | 20 | 10 | 1.80 | 1.73 | 2.00 |
| | 25 | 11 | 2.20 | 1.75 | 2.02 |
| | 30 | 12 | 2.50 | 1.67 | 1.93 |
| | 40 | 12 | 2.80 | 1.87 | 2.16 |

Performance Data, Metric

KVF-8 8' (2,4 m) Nozzle (green)

| ARC DEGREE | PRESSURE Bar | RADIUS Meters | FLOW L/M | PRECIP mm/hr | |
|------------|--------------|---------------|-------------|--------------|-----------|
| | | | | ■ | ▲ |
| 90° | 1,38 | 2,7 | 1,48 | 47 | 54 |
| | 1,72 | 3,1 | 1,59 | 41 | 47 |
| | 2,07 | 3,1 | 1,89 | 49 | 56 |
| | 2,76 | 3,4 | 2,31 | 49 | 57 |
| 180° | 1,38 | 2,7 | 2,84 | 45 | 52 |
| | 1,72 | 2,7 | 3,22 | 51 | 59 |
| | 2,07 | 3,1 | 3,79 | 49 | 56 |
| | 2,76 | 3,1 | 4,39 | 57 | 65 |
| 270° | 1,38 | 2,7 | 4,35 | 46 | 53 |
| | 1,72 | 2,7 | 4,73 | 50 | 58 |
| | 2,07 | 3,1 | 5,68 | 49 | 56 |
| | 2,76 | 3,1 | 6,62 | 57 | 66 |
| 360° | 1,38 | 2,7 | 5,68 | 45 | 52 |
| | 1,72 | 2,7 | 6,44 | 51 | 59 |
| | 2,07 | 3,1 | 7,57 | 49 | 56 |
| | 2,76 | 3,1 | 8,71 | 56 | 65 |

Performance Data, Metric

KVF-10 10' (3 m) Nozzle (blue)

| ARC DEGREE | PRESSURE Bar | RADIUS Meters | FLOW L/M | PRECIP mm/hr | |
|------------|--------------|---------------|-------------|--------------|-----------|
| | | | | ■ | ▲ |
| 90° | 1,38 | 3,1 | 1,70 | 44 | 51 |
| | 1,72 | 3,4 | 2,04 | 44 | 50 |
| | 2,07 | 3,7 | 2,35 | 42 | 49 |
| | 2,76 | 3,7 | 2,65 | 47 | 55 |
| 180° | 1,38 | 3,1 | 3,41 | 44 | 51 |
| | 1,72 | 3,4 | 4,16 | 44 | 51 |
| | 2,07 | 3,7 | 4,73 | 42 | 49 |
| | 2,76 | 3,7 | 5,30 | 47 | 55 |
| 270° | 1,38 | 3,1 | 5,11 | 44 | 51 |
| | 1,72 | 3,4 | 6,25 | 44 | 51 |
| | 2,07 | 3,7 | 7,00 | 42 | 48 |
| | 2,76 | 3,7 | 7,95 | 47 | 55 |
| 360° | 1,38 | 3,1 | 6,81 | 44 | 51 |
| | 1,72 | 3,4 | 8,33 | 44 | 51 |
| | 2,07 | 3,7 | 9,46 | 42 | 49 |
| | 2,76 | 3,7 | 10,60 | 47 | 55 |

*Data represents test results in zero wind. Radius may be reduced with the nozzle retention screw. **Bold = recommended pressure of 30 PSI**



Performance Data

KVF-12 12' (3,7 m) Nozzle (brown)

| ARC DEGREE | PRESSURE PSI | RADIUS Feet | FLOW GPM | PRECIP in/hr | |
|------------|--------------|-------------|-------------|--------------|-------------|
| | | | | ■ | ▲ |
| 90° | 20 | 12 | .65 | 1.74 | 2.01 |
| | 25 | 13 | .70 | 1.59 | 1.84 |
| | 30 | 14 | .80 | 1.57 | 1.81 |
| | 40 | 14 | .90 | 1.77 | 2.04 |
| 180° | 20 | 12 | 1.30 | 1.74 | 2.01 |
| | 25 | 13 | 1.40 | 1.59 | 1.84 |
| | 30 | 14 | 1.60 | 1.57 | 1.81 |
| | 40 | 14 | 1.80 | 1.77 | 2.04 |
| 270° | 20 | 12 | 1.90 | 1.69 | 1.96 |
| | 25 | 13 | 2.10 | 1.59 | 1.84 |
| | 30 | 14 | 2.40 | 1.57 | 1.81 |
| | 40 | 14 | 2.60 | 1.70 | 1.97 |
| 360° | 20 | 12 | 2.20 | 1.47 | 1.70 |
| | 25 | 13 | 2.60 | 1.48 | 1.71 |
| | 30 | 14 | 3.10 | 1.52 | 1.76 |
| | 40 | 14 | 3.50 | 1.72 | 1.98 |

Performance Data, Metric

KVF-12 12' (3,7 m) Nozzle (brown)

| ARC DEGREE | PRESSURE Bar | RADIUS Meters | FLOW L/M | PRECIP mm/hr | |
|------------|--------------|---------------|--------------|--------------|-----------|
| | | | | ■ | ▲ |
| 90° | 1,38 | 3,7 | 2,46 | 44 | 51 |
| | 1,72 | 4,0 | 2,65 | 40 | 47 |
| | 2,07 | 4,3 | 3,03 | 40 | 46 |
| | 2,76 | 4,3 | 3,41 | 45 | 52 |
| 180° | 1,38 | 3,7 | 4,92 | 44 | 51 |
| | 1,72 | 4,0 | 5,30 | 40 | 47 |
| | 2,07 | 4,3 | 6,06 | 40 | 46 |
| | 2,76 | 4,3 | 6,81 | 45 | 52 |
| 270° | 1,38 | 3,7 | 7,19 | 43 | 50 |
| | 1,72 | 4,0 | 7,95 | 40 | 47 |
| | 2,07 | 4,3 | 9,08 | 40 | 46 |
| | 2,76 | 4,3 | 9,84 | 43 | 50 |
| 360° | 1,38 | 3,7 | 8,33 | 37 | 43 |
| | 1,72 | 4,0 | 9,84 | 38 | 43 |
| | 2,07 | 4,3 | 11,73 | 39 | 45 |
| | 2,76 | 4,3 | 13,25 | 44 | 50 |

Performance Data

KVF-15 15' (4,6 m) Nozzle (black)

| ARC DEGREE | PRESSURE PSI | RADIUS Feet | FLOW GPM | PRECIP in/hr | |
|------------|--------------|-------------|-------------|--------------|-------------|
| | | | | ■ | ▲ |
| 90° | 20 | 14 | .75 | 1.47 | 1.70 |
| | 25 | 15 | .85 | 1.45 | 1.68 |
| | 30 | 15 | .95 | 1.63 | 1.88 |
| | 40 | 17 | 1.10 | 1.47 | 1.69 |
| 180° | 20 | 14 | 1.40 | 1.38 | 1.59 |
| | 25 | 15 | 1.70 | 1.45 | 1.68 |
| | 30 | 15 | 1.90 | 1.63 | 1.88 |
| | 40 | 17 | 2.30 | 1.53 | 1.77 |
| 270° | 20 | 14 | 2.25 | 1.47 | 1.70 |
| | 25 | 15 | 2.55 | 1.45 | 1.68 |
| | 30 | 15 | 2.80 | 1.60 | 1.84 |
| | 40 | 17 | 3.40 | 1.51 | 1.74 |
| 360° | 20 | 14 | 3.00 | 1.47 | 1.70 |
| | 25 | 15 | 3.40 | 1.45 | 1.68 |
| | 30 | 15 | 3.80 | 1.63 | 1.88 |
| | 40 | 17 | 4.60 | 1.53 | 1.77 |

Performance Data, Metric

KVF-15 15' (4,6 m) Nozzle (black)

| ARC DEGREE | PRESSURE Bar | RADIUS Meters | FLOW L/M | PRECIP mm/hr | |
|------------|--------------|---------------|--------------|--------------|-----------|
| | | | | ■ | ▲ |
| 90° | 1,38 | 4,3 | 2,84 | 37 | 43 |
| | 1,72 | 4,6 | 3,22 | 37 | 43 |
| | 2,07 | 4,6 | 3,60 | 41 | 48 |
| | 2,76 | 5,2 | 4,16 | 37 | 43 |
| 180° | 1,38 | 4,3 | 5,30 | 35 | 40 |
| | 1,72 | 4,6 | 6,44 | 37 | 43 |
| | 2,07 | 4,6 | 7,19 | 41 | 48 |
| | 2,76 | 5,2 | 8,71 | 39 | 45 |
| 270° | 1,38 | 4,3 | 8,52 | 37 | 43 |
| | 1,72 | 4,6 | 9,65 | 37 | 43 |
| | 2,07 | 4,6 | 10,60 | 41 | 47 |
| | 2,76 | 5,2 | 12,87 | 38 | 44 |
| 360° | 1,38 | 4,3 | 11,36 | 37 | 43 |
| | 1,72 | 4,6 | 12,87 | 37 | 43 |
| | 2,07 | 4,6 | 14,38 | 41 | 48 |
| | 2,76 | 5,2 | 17,41 | 39 | 45 |

Performance Data

KVF-17 17' (5,2 m) Nozzle (grey)

| ARC DEGREE | PRESSURE PSI | RADIUS Feet | FLOW GPM | PRECIP in/hr | |
|------------|--------------|-------------|-------------|--------------|-------------|
| | | | | ■ | ▲ |
| 90° | 20 | 17 | .85 | 1.13 | 1.31 |
| | 25 | 17 | .95 | 1.27 | 1.46 |
| | 30 | 18 | 1.05 | 1.25 | 1.44 |
| | 40 | 18 | 1.20 | 1.43 | 1.65 |
| 180° | 20 | 16 | 1.70 | 1.28 | 1.48 |
| | 25 | 17 | 1.90 | 1.27 | 1.46 |
| | 30 | 18 | 2.10 | 1.25 | 1.44 |
| | 40 | 18 | 2.40 | 1.43 | 1.65 |
| 270° | 20 | 16 | 2.50 | 1.25 | 1.45 |
| | 25 | 17 | 2.80 | 1.24 | 1.44 |
| | 30 | 18 | 3.15 | 1.25 | 1.44 |
| | 40 | 18 | 3.60 | 1.43 | 1.65 |
| 360° | 20 | 16 | 3.40 | 1.28 | 1.48 |
| | 25 | 17 | 3.80 | 1.27 | 1.46 |
| | 30 | 18 | 4.20 | 1.25 | 1.44 |
| | 40 | 18 | 4.80 | 1.43 | 1.65 |

Performance Data, Metric

KVF-17 17' (5,2 m) Nozzle (grey)

| ARC DEGREE | PRESSURE Bar | RADIUS Meters | FLOW L/M | PRECIP mm/hr | |
|------------|--------------|---------------|--------------|--------------|-----------|
| | | | | ■ | ▲ |
| 90° | 1,38 | 5,2 | 3,22 | 29 | 33 |
| | 1,72 | 5,2 | 3,60 | 32 | 37 |
| | 2,07 | 5,5 | 3,97 | 32 | 37 |
| | 2,76 | 5,5 | 4,54 | 36 | 42 |
| 180° | 1,38 | 4,9 | 6,44 | 32 | 37 |
| | 1,72 | 5,2 | 7,19 | 32 | 37 |
| | 2,07 | 5,5 | 7,95 | 32 | 37 |
| | 2,76 | 5,5 | 9,08 | 36 | 42 |
| 270° | 1,38 | 4,9 | 9,46 | 32 | 37 |
| | 1,72 | 5,2 | 10,60 | 32 | 36 |
| | 2,07 | 5,5 | 11,92 | 32 | 37 |
| | 2,76 | 5,5 | 13,63 | 36 | 42 |
| 360° | 1,38 | 4,9 | 12,87 | 32 | 37 |
| | 1,72 | 5,2 | 14,38 | 32 | 37 |
| | 2,07 | 5,5 | 15,90 | 32 | 37 |
| | 2,76 | 5,5 | 18,17 | 36 | 42 |

*Data represents test results in zero wind. Radius may be reduced with the nozzle retention screw. **Bold = recommended pressure of 30 PSI.**



nozzles

KV Nozzles

Adjustable pattern, male-threaded nozzles.

Features

- Superior Spray Patterns
- Fits K-Rain® K-Spray™ bodies
- Color-coded for Easy Identification
- Extra Long Filters Extend Time Between Cleanings

Models

KV8

8' (2,4 m) Nozzle,
■ Green

KV10

10' (3 m) Nozzle,
■ Blue

KV12

12' (3,7 m) Nozzle,
■ Brown

KV15

15' (4,6 m) Nozzle,
■ Black

KV17

17' (5,2 m) Nozzle,
■ Grey

Performance Data

KV-8 8' (2,4 m) Nozzle (Green)

| ARC DEGREE | PRESSURE PSI | RADIUS Feet | FLOW GPM | PRECIP in/hr | |
|------------|--------------|-------------|-------------|--------------|-------------|
| | | | | ■ | ▲ |
| 90° | 20 | 7 | .30 | 2.36 | 2.72 |
| | 30 | 8 | .40 | 2.41 | 2.78 |
| | 40 | 8 | .40 | 2.41 | 2.78 |
| | 50 | 9 | .40 | 1.90 | 2.20 |
| 180° | 20 | 7 | .80 | 3.14 | 3.63 |
| | 30 | 8 | .90 | 2.71 | 3.13 |
| | 40 | 8 | 1.00 | 3.01 | 3.47 |
| | 50 | 9 | 1.10 | 2.61 | 3.02 |
| 270° | 20 | 7 | 1.20 | 3.14 | 3.63 |
| | 30 | 8 | 1.20 | 2.41 | 2.78 |
| | 40 | 8 | 1.30 | 2.61 | 3.01 |
| | 50 | 9 | 1.50 | 2.38 | 2.74 |
| 360° | 20 | 7 | 1.90 | 3.73 | 4.31 |
| | 30 | 8 | 2.00 | 3.01 | 3.47 |
| | 40 | 8 | 2.20 | 3.31 | 3.82 |
| | 50 | 9 | 2.30 | 2.73 | 3.16 |

Performance Data, Metric

KV-8 8' (2,4 m) Nozzle (Green)

| ARC DEGREE | PRESSURE Bar | RADIUS Meters | FLOW L/M | PRECIP mm/hr | |
|------------|--------------|---------------|-------------|--------------|-----------|
| | | | | ■ | ▲ |
| 90° | 1,38 | 2,1 | 1,14 | 60 | 69 |
| | 2,07 | 2,4 | 1,51 | 61 | 70 |
| | 2,76 | 2,4 | 1,51 | 61 | 70 |
| | 3,45 | 2,7 | 1,51 | 48 | 56 |
| 180° | 1,38 | 2,1 | 3,03 | 80 | 92 |
| | 2,07 | 2,4 | 3,41 | 69 | 79 |
| | 2,76 | 2,4 | 3,79 | 76 | 88 |
| | 3,45 | 2,7 | 4,16 | 66 | 77 |
| 270° | 1,38 | 2,1 | 4,54 | 80 | 92 |
| | 2,07 | 2,4 | 4,54 | 61 | 70 |
| | 2,76 | 2,4 | 4,92 | 66 | 76 |
| | 3,45 | 2,7 | 5,68 | 60 | 70 |
| 360° | 1,38 | 2,1 | 7,19 | 95 | 109 |
| | 2,07 | 2,4 | 7,57 | 76 | 88 |
| | 2,76 | 2,4 | 8,33 | 84 | 97 |
| | 3,45 | 2,7 | 8,71 | 69 | 80 |

Performance Data

KV-10 10' (3 m) Nozzle (Blue)

| ARC DEGREE | PRESSURE PSI | RADIUS Feet | FLOW GPM | PRECIP in/hr | |
|------------|--------------|-------------|-------------|--------------|-------------|
| | | | | ■ | ▲ |
| 90° | 20 | 12 | .70 | 1.87 | 2.16 |
| | 30 | 12 | 1.10 | 2.94 | 3.40 |
| | 40 | 13 | 1.40 | 3.19 | 3.68 |
| | 50 | 14 | 1.50 | 2.95 | 3.40 |
| 180° | 20 | 11 | 1.40 | 2.23 | 2.57 |
| | 30 | 11 | 1.60 | 2.55 | 2.94 |
| | 40 | 12 | 1.80 | 2.41 | 2.78 |
| | 50 | 13 | 2.00 | 2.28 | 2.63 |
| 270° | 20 | 10 | 1.70 | 2.18 | 2.52 |
| | 30 | 10 | 2.00 | 2.57 | 2.96 |
| | 40 | 11 | 2.30 | 2.44 | 2.82 |
| | 50 | 12 | 2.60 | 2.32 | 2.68 |
| 360° | 20 | 10 | 2.20 | 2.12 | 2.45 |
| | 30 | 10 | 2.70 | 2.60 | 3.00 |
| | 40 | 11 | 3.00 | 2.39 | 2.76 |
| | 50 | 12 | 3.50 | 2.34 | 2.70 |

Performance Data, Metric

KV-10 10' (3 m) Nozzle (Blue)

| ARC DEGREE | PRESSURE Bar | RADIUS Meters | FLOW L/M | PRECIP mm/hr | |
|------------|--------------|---------------|--------------|--------------|-----------|
| | | | | ■ | ▲ |
| 90° | 1,38 | 3,7 | 2,65 | 47 | 55 |
| | 2,07 | 3,7 | 4,16 | 75 | 86 |
| | 2,76 | 4,0 | 5,30 | 81 | 93 |
| | 3,45 | 4,3 | 5,68 | 75 | 86 |
| 180° | 1,38 | 3,4 | 5,30 | 56 | 65 |
| | 2,07 | 3,4 | 6,06 | 65 | 75 |
| | 2,76 | 3,7 | 6,81 | 61 | 70 |
| | 3,45 | 4,0 | 7,57 | 58 | 67 |
| 270° | 1,38 | 3,1 | 6,44 | 55 | 64 |
| | 2,07 | 3,1 | 7,57 | 65 | 75 |
| | 2,76 | 3,4 | 8,71 | 62 | 71 |
| | 3,45 | 3,7 | 9,84 | 59 | 68 |
| 360° | 1,38 | 3,1 | 8,33 | 54 | 62 |
| | 2,07 | 3,1 | 10,22 | 66 | 76 |
| | 2,76 | 3,4 | 11,36 | 61 | 70 |
| | 3,45 | 3,7 | 13,25 | 59 | 69 |

Performance Data

KV-12 12' (3,7 m) Nozzle (Brown)

| ARC DEGREE | PRESSURE PSI | RADIUS Feet | FLOW GPM | PRECIP in/hr | |
|------------|--------------|-------------|-------------|--------------|-------------|
| | | | | ■ | ▲ |
| 90° | 20 | 12 | 1.10 | 2.94 | 3.40 |
| | 30 | 13 | 1.30 | 2.96 | 3.42 |
| | 40 | 14 | 1.50 | 2.95 | 3.40 |
| | 50 | 15 | 1.70 | 2.91 | 3.36 |
| 180° | 20 | 11 | 1.60 | 2.55 | 2.94 |
| | 30 | 12 | 1.80 | 2.41 | 2.78 |
| | 40 | 13 | 2.20 | 2.51 | 2.89 |
| | 50 | 14 | 2.40 | 2.36 | 2.72 |
| 270° | 20 | 11 | 1.90 | 2.02 | 2.33 |
| | 30 | 12 | 2.40 | 2.14 | 2.47 |
| | 40 | 12 | 2.60 | 2.32 | 2.68 |
| | 50 | 13 | 3.20 | 2.43 | 2.81 |
| 360° | 20 | 11 | 2.80 | 2.23 | 2.57 |
| | 30 | 12 | 3.10 | 2.07 | 2.39 |
| | 40 | 12 | 3.50 | 2.34 | 2.70 |
| | 50 | 13 | 3.90 | 2.22 | 2.56 |

Performance Data, Metric

KV-12 12' (3,7 m) Nozzle (Brown)

| ARC DEGREE | PRESSURE Bar | RADIUS Meters | FLOW L/M | PRECIP mm/hr | |
|------------|--------------|---------------|--------------|--------------|-----------|
| | | | | ■ | ▲ |
| 90° | 1,38 | 3,7 | 4,16 | 75 | 86 |
| | 2,07 | 4,0 | 4,92 | 75 | 87 |
| | 2,76 | 4,3 | 5,68 | 75 | 86 |
| | 3,45 | 4,6 | 6,44 | 74 | 85 |
| 180° | 1,38 | 3,4 | 6,06 | 65 | 75 |
| | 2,07 | 3,7 | 6,81 | 61 | 70 |
| | 2,76 | 4,0 | 8,33 | 64 | 73 |
| | 3,45 | 4,3 | 9,08 | 60 | 69 |
| 270° | 1,38 | 3,4 | 7,19 | 51 | 59 |
| | 2,07 | 3,7 | 9,08 | 54 | 63 |
| | 2,76 | 3,7 | 9,84 | 59 | 68 |
| | 3,45 | 4,0 | 12,11 | 62 | 71 |
| 360° | 1,38 | 3,4 | 10,60 | 56 | 65 |
| | 2,07 | 3,7 | 11,73 | 53 | 61 |
| | 2,76 | 3,7 | 13,25 | 59 | 69 |
| | 3,45 | 4,0 | 14,76 | 56 | 65 |

*Data represents test results in zero wind. Radius may be reduced with the nozzle retention screw. **Bold = recommended pressure of 30 PSI.**

Performance Data

KV-15 15' (4,6 m) Nozzle (Black)

| ARC DEGREE | PRESSURE PSI | RADIUS Feet | FLOW GPM | PRECIP in/hr | |
|------------|--------------|-------------|-------------|--------------|-------------|
| | | | | ■ | ▲ |
| 90° | 20 | 15 | 1.30 | 2.22 | 2.57 |
| | 30 | 17 | 1.60 | 2.13 | 2.46 |
| | 40 | 18 | 1.80 | 2.14 | 2.47 |
| | 50 | 19 | 2.00 | 2.13 | 2.46 |
| 180° | 20 | 14 | 1.80 | 1.77 | 2.04 |
| | 30 | 15 | 2.30 | 1.97 | 2.27 |
| | 40 | 16 | 2.60 | 1.96 | 2.26 |
| | 50 | 18 | 2.80 | 1.66 | 1.92 |
| 270° | 20 | 14 | 2.70 | 1.77 | 2.04 |
| | 30 | 15 | 3.20 | 1.83 | 2.11 |
| | 40 | 16 | 3.60 | 1.80 | 2.08 |
| | 50 | 18 | 4.00 | 1.58 | 1.83 |
| 360° | 20 | 14 | 3.40 | 1.67 | 1.93 |
| | 30 | 15 | 4.20 | 1.80 | 2.07 |
| | 40 | 16 | 4.70 | 1.77 | 2.04 |
| | 50 | 16 | 5.30 | 1.99 | 2.30 |

Performance Data, Metric

KV-15 15' (4,6 m) Nozzle (Black)

| ARC DEGREE | PRESSURE Bar | RADIUS Meters | FLOW L/M | PRECIP mm/hr | |
|------------|--------------|---------------|--------------|--------------|-----------|
| | | | | ■ | ▲ |
| 90° | 1,38 | 4,6 | 4,92 | 56 | 65 |
| | 2,07 | 5,2 | 6,06 | 54 | 62 |
| | 2,76 | 5,5 | 6,81 | 54 | 63 |
| | 3,45 | 5,8 | 7,57 | 54 | 62 |
| 180° | 1,38 | 4,3 | 6,81 | 45 | 52 |
| | 2,07 | 4,6 | 8,71 | 50 | 58 |
| | 2,76 | 4,9 | 9,84 | 50 | 57 |
| | 3,45 | 5,5 | 10,60 | 42 | 49 |
| 270° | 1,38 | 4,3 | 10,22 | 45 | 52 |
| | 2,07 | 4,6 | 12,11 | 46 | 53 |
| | 2,76 | 4,9 | 13,63 | 46 | 53 |
| | 3,45 | 5,5 | 15,14 | 40 | 46 |
| 360° | 1,38 | 4,3 | 12,87 | 42 | 49 |
| | 2,07 | 4,6 | 15,90 | 46 | 53 |
| | 2,76 | 4,9 | 17,79 | 45 | 52 |
| | 3,45 | 4,9 | 20,06 | 51 | 58 |

Performance Data

KV-17 17' (5,2 m) Nozzle (Grey)

| ARC DEGREE | PRESSURE PSI | RADIUS Feet | FLOW GPM | PRECIP in/hr | |
|------------|--------------|-------------|-------------|--------------|-------------|
| | | | | ■ | ▲ |
| 90° | 20 | 18 | 1.70 | 2.02 | 2.33 |
| | 30 | 18 | 1.80 | 2.14 | 2.47 |
| | 40 | 19 | 2.00 | 2.13 | 2.46 |
| | 50 | 20 | 2.20 | 2.12 | 2.45 |
| 180° | 20 | 17 | 1.90 | 1.27 | 1.46 |
| | 30 | 18 | 2.40 | 1.43 | 1.65 |
| | 40 | 19 | 2.60 | 1.39 | 1.60 |
| | 50 | 19 | 2.90 | 1.55 | 1.79 |
| 270° | 20 | 16 | 2.90 | 1.45 | 1.68 |
| | 30 | 17 | 3.40 | 1.51 | 1.74 |
| | 40 | 18 | 4.00 | 1.58 | 1.83 |
| | 50 | 18 | 4.50 | 1.78 | 2.06 |
| 360° | 20 | 15 | 3.50 | 1.50 | 1.73 |
| | 30 | 17 | 4.40 | 1.47 | 1.69 |
| | 40 | 17 | 4.90 | 1.63 | 1.88 |
| | 50 | 18 | 5.40 | 1.60 | 1.85 |

Performance Data, Metric

KV-17 17' (5,2 m) Nozzle (Grey)

| ARC DEGREE | PRESSURE Bar | RADIUS Meters | FLOW L/M | PRECIP mm/hr | |
|------------|--------------|---------------|--------------|--------------|-----------|
| | | | | ■ | ▲ |
| 90° | 1,38 | 5,5 | 6,44 | 51 | 59 |
| | 2,07 | 5,5 | 6,81 | 54 | 63 |
| | 2,76 | 5,8 | 7,57 | 54 | 62 |
| | 3,45 | 6,1 | 8,33 | 54 | 62 |
| 180° | 1,38 | 5,2 | 7,19 | 32 | 37 |
| | 2,07 | 5,5 | 9,08 | 36 | 42 |
| | 2,76 | 5,8 | 9,84 | 35 | 41 |
| | 3,45 | 5,8 | 10,98 | 39 | 45 |
| 270° | 1,38 | 4,9 | 10,98 | 37 | 43 |
| | 2,07 | 5,2 | 12,87 | 38 | 44 |
| | 2,76 | 5,5 | 15,14 | 40 | 46 |
| | 3,45 | 5,5 | 17,03 | 45 | 52 |
| 360° | 1,38 | 4,6 | 13,25 | 38 | 44 |
| | 2,07 | 5,2 | 16,66 | 37 | 43 |
| | 2,76 | 5,2 | 18,55 | 41 | 48 |
| | 3,45 | 5,5 | 20,44 | 41 | 47 |

*Data represents test results in zero wind. Radius may be reduced with the nozzle retention screw. **Bold = recommended pressure of 30 PSI.**



Fixed Pattern Nozzles

Male-threaded, female-threaded and special patterns for system flexibility.

Features

- Four distances plus eight fixed patterns provide an array of system configurations
- Color-coded for easy identification

Models

FN8

8' (2,4 m) Female Nozzle, Green

FN10

10' (3 m) Female Nozzle, Blue

FN12

12' (3,7 m) Female Nozzle, Brown

FN15

15' (4,6 m) Female Nozzle, Black

P12

12' (3,7 M) Male Nozzle, Brown

P15

15' (4,6 m) Male Nozzle, Black

15CS

Center Strip, Male

15ES

End Strip, Male

15SS

Side Strip, Male

15HL

High Low, Male

FN15CS

Center Strip, Female

FN15ES

End Strip, Female

FN15SS





Side Strip, Female

FN15HL

High Low, Female





Performance Data

FN-8 8' (2,4 m) Nozzle, Female (green)

| NOZZLE/ PATTERN | PRESSURE PSI | RADIUS Feet | FLOW GPM | PRECIP in/hr | |
|--|-----------------|----------------|-------------|--------------|------|
| | | | | ■ | ▲ |
| 90° FN8Q  | 20 | 6 | .21 | 2.25 | 2.59 |
| | 25 | 7 | .24 | 1.89 | 2.18 |
| | 30 | 8 | .26 | 1.56 | 1.81 |
| 180° FN8H  | 20 | 6 | .42 | 2.25 | 2.59 |
| | 25 | 7 | .47 | 1.85 | 2.13 |
| | 30 | 8 | .52 | 1.56 | 1.81 |
| 270° FN8TQ  | 20 | 6 | .63 | 2.25 | 2.59 |
| | 25 | 7 | .71 | 1.86 | 2.15 |
| | 30 | 8 | .78 | 1.56 | 1.81 |
| 360° FN8F  | 20 | 6 | .86 | 2.30 | 2.66 |
| | 25 | 7 | .96 | 1.89 | 2.18 |
| | 30 | 8 | 1.05 | 1.58 | 1.82 |





Performance Data

FN-10 10' (3 m) Nozzle, Female (blue)

| NOZZLE/ PATTERN | PRESSURE PSI | RADIUS Feet | FLOW GPM | PRECIP in/hr | |
|--|-----------------|----------------|-------------|--------------|------|
| | | | | ■ | ▲ |
| 90° FN10Q  | 20 | 8 | .33 | 1.99 | 2.29 |
| | 25 | 9 | .36 | 1.71 | 1.98 |
| | 30 | 10 | .39 | 1.50 | 1.73 |
| 180° FN10H  | 20 | 8 | .65 | 1.96 | 2.26 |
| | 25 | 9 | .72 | 1.71 | 1.98 |
| | 30 | 10 | .79 | 1.52 | 1.76 |
| 270° FN10TQ  | 20 | 8 | .98 | 1.97 | 2.27 |
| | 25 | 9 | 1.08 | 1.71 | 1.98 |
| | 30 | 10 | 1.18 | 1.51 | 1.75 |
| 360° FN10F  | 20 | 8 | 1.03 | 1.55 | 1.79 |
| | 25 | 9 | 1.44 | 1.71 | 1.98 |
| | 30 | 10 | 1.58 | 1.52 | 1.76 |





Performance Data

FN-12 12' (3,7 m) Nozzle, Female (brown)

| NOZZLE/ PATTERN | PRESSURE PSI | RADIUS Feet | FLOW GPM | PRECIP in/hr | |
|---|-----------------|----------------|-------------|--------------|------|
| | | | | ■ | ▲ |
| 90° FN12Q  | 20 | 10 | .53 | 2.04 | 2.36 |
| | 25 | 11 | .60 | 1.91 | 2.20 |
| | 30 | 12 | .65 | 1.74 | 2.01 |
| 180° FN12H  | 20 | 10 | 1.05 | 2.02 | 2.33 |
| | 25 | 11 | 1.20 | 1.91 | 2.20 |
| | 30 | 12 | 1.30 | 1.74 | 2.01 |
| 270° FN12TQ  | 20 | 10 | 1.58 | 2.03 | 2.34 |
| | 25 | 11 | 1.80 | 1.91 | 2.20 |
| | 30 | 12 | 1.95 | 1.74 | 2.01 |
| 360° FN12F  | 20 | 10 | 2.10 | 2.02 | 2.33 |
| | 25 | 12 | 2.40 | 1.91 | 2.20 |
| | 30 | 12 | 2.60 | 1.74 | 2.01 |

Performance Data





FN-15 15' (4,6 m) Nozzle, Female (black)

| NOZZLE/ PATTERN | PRESSURE PSI | RADIUS Feet | FLOW GPM | PRECIP in/hr | |
|---|-----------------|----------------|-------------|--------------|------|
| | | | | ■ | ▲ |
| 90° FN15Q  | 20 | 12 | .75 | 2.01 | 2.32 |
| | 25 | 14 | .82 | 1.61 | 1.86 |
| | 30 | 15 | .92 | 1.57 | 1.82 |
| 180° FN15H  | 20 | 12 | 1.50 | 2.01 | 2.32 |
| | 25 | 14 | 1.65 | 1.62 | 1.87 |
| | 30 | 15 | 1.85 | 1.58 | 1.83 |
| 270° FN15TQ  | 20 | 12 | 2.25 | 2.01 | 2.32 |
| | 25 | 14 | 2.48 | 1.62 | 1.88 |
| | 30 | 15 | 2.78 | 1.59 | 1.83 |
| 360° FN15F  | 20 | 12 | 3.00 | 2.01 | 2.32 |
| | 25 | 14 | 3.30 | 1.62 | 1.87 |
| | 30 | 15 | 3.70 | 1.58 | 1.83 |

*Data represents test results in zero wind. Radius may be reduced with the nozzle retention screw. **Bold = recommended pressure of 30 PSI.**





Performance Data, Metric

FN-8 8' (2,4 m) Nozzle, Female (green)

| NOZZLE/ PATTERN | PRESSURE Bar | RADIUS Meters | FLOW L/M | PRECIP mm/hr | |
|--|-----------------|------------------|-------------|--------------|----|
| | | | | ■ | ▲ |
| 90° FN8Q  | 1,4 | 1,8 | 0,80 | 57 | 66 |
| | 1,7 | 2,1 | 0,90 | 48 | 55 |
| | 2,1 | 2,4 | 1,00 | 40 | 46 |
| 180° FN8H  | 1,4 | 1,8 | 1,60 | 57 | 66 |
| | 1,7 | 2,1 | 1,80 | 47 | 54 |
| | 2,1 | 2,4 | 2,00 | 40 | 46 |
| 270° FN8TQ  | 1,4 | 1,8 | 2,40 | 57 | 66 |
| | 1,7 | 2,1 | 2,70 | 47 | 54 |
| | 2,1 | 2,4 | 3,00 | 40 | 46 |
| 360° FN8F  | 1,4 | 1,8 | 3,30 | 58 | 67 |
| | 1,7 | 2,1 | 3,60 | 48 | 55 |
| | 2,1 | 2,4 | 4,00 | 40 | 46 |





Performance Data, Metric

FN-10 10' (3 m) Nozzle, Female (blue)

| NOZZLE/ PATTERN | PRESSURE Bar | RADIUS Meters | FLOW L/M | PRECIP mm/hr | |
|--|-----------------|------------------|-------------|--------------|----|
| | | | | ■ | ▲ |
| 90° FN10Q  | 1,4 | 2,4 | 1,20 | 50 | 58 |
| | 1,7 | 2,7 | 1,40 | 43 | 50 |
| | 2,1 | 3,1 | 1,50 | 38 | 44 |
| 180° FN10H  | 1,4 | 2,4 | 2,50 | 50 | 57 |
| | 1,7 | 2,7 | 2,70 | 43 | 50 |
| | 2,1 | 3,1 | 3,00 | 39 | 45 |
| 270° FN10TQ  | 1,4 | 2,4 | 3,70 | 50 | 58 |
| | 1,7 | 2,7 | 4,10 | 43 | 50 |
| | 2,1 | 3,1 | 4,50 | 38 | 44 |
| 360° FN10F  | 1,4 | 2,4 | 3,90 | 39 | 45 |
| | 1,7 | 2,7 | 5,50 | 43 | 50 |
| | 2,1 | 3,1 | 6,00 | 39 | 45 |





Performance Data, Metric

FN-12 12' (3,7 m) Nozzle, Female (brown)

| NOZZLE/ PATTERN | PRESSURE Bar | RADIUS Meters | FLOW L/M | PRECIP mm/hr | |
|---|-----------------|------------------|-------------|--------------|----|
| | | | | ■ | ▲ |
| 90° FN12Q  | 1,4 | 3,1 | 1,51 | 52 | 60 |
| | 1,7 | 3,4 | 1,70 | 48 | 56 |
| | 2,1 | 3,7 | 2,27 | 44 | 51 |
| 180° FN12H  | 1,4 | 3,1 | 2,27 | 51 | 59 |
| | 1,7 | 3,4 | 3,03 | 48 | 56 |
| | 2,1 | 3,7 | 3,79 | 44 | 51 |
| 270° FN12TQ  | 1,4 | 3,1 | 3,60 | 51 | 59 |
| | 1,7 | 3,4 | 3,79 | 48 | 56 |
| | 2,1 | 3,7 | 4,92 | 44 | 51 |
| 360° FN12F  | 1,4 | 3,1 | 6,06 | 51 | 59 |
| | 1,7 | 3,4 | 6,81 | 48 | 56 |
| | 2,1 | 3,7 | 7,95 | 44 | 51 |

Performance Data, Metric

FN-15 15' (4,6 m) Nozzle, Female (black)

| NOZZLE/ PATTERN | PRESSURE Bar | RADIUS Meters | FLOW L/M | PRECIP mm/hr | |
|---|-----------------|------------------|-------------|--------------|----|
| | | | | ■ | ▲ |
| 90° FN15Q  | 1,4 | 3,7 | 2,80 | 51 | 59 |
| | 1,7 | 4,3 | 3,10 | 41 | 47 |
| | 2,1 | 4,6 | 3,50 | 40 | 46 |
| 180° FN15H  | 1,4 | 3,7 | 5,70 | 51 | 59 |
| | 1,7 | 4,3 | 6,20 | 41 | 47 |
| | 2,1 | 4,6 | 7,00 | 40 | 46 |
| 270° FN15TQ  | 1,4 | 3,7 | 8,50 | 51 | 59 |
| | 1,7 | 4,3 | 9,40 | 41 | 48 |
| | 2,1 | 4,6 | 10,5 | 40 | 46 |
| 360° FN15F  | 1,4 | 3,7 | 11,4 | 51 | 59 |
| | 1,7 | 4,3 | 12,5 | 41 | 47 |
| | 2,1 | 4,6 | 14,0 | 40 | 46 |

Performance Data

P-12 12' (3,7 m) Nozzle, Male (brown)

| NOZZLE/ PATTERN | PRESSURE PSI | RADIUS Feet | FLOW GPM | PRECIP in/hr | |
|--------------------|-----------------|----------------|-------------|--------------|-------------|
| | | | | ■ | ▲ |
| 90° P12Q | 20 | 11 | .40 | 1.27 | 1.47 |
| | 25 | 12 | .45 | 1.20 | 1.39 |
| | 30 | 13 | .50 | 1.13 | 1.36 |
| | 40 | 14 | .60 | 1.18 | 1.38 |
| 180° P12H | 20 | 11 | .60 | .95 | 1.10 |
| | 25 | 12 | .80 | 1.07 | 1.23 |
| | 30 | 13 | .80 | .91 | 1.13 |
| | 40 | 14 | .10 | .98 | 1.19 |
| 270° P12TQ | 20 | 11 | .95 | 1.01 | 1.16 |
| | 25 | 12 | 1.00 | .89 | 1.03 |
| | 30 | 13 | 1.10 | .84 | .98 |
| | 40 | 14 | 1.30 | .85 | .95 |
| 360° P12F | 20 | 11 | 1.60 | 1.27 | 1.47 |
| | 25 | 12 | 1.80 | 1.20 | 1.39 |
| | 30 | 13 | 1.90 | 1.08 | 1.36 |
| | 40 | 14 | 2.10 | 1.18 | 1.38 |

Performance Data, Metric

P-12 12' (3,7 m) Nozzle, Male (brown)

| NOZZLE/ PATTERN | PRESSURE Bar | RADIUS Meters | FLOW L/M | PRECIP mm/hr | |
|--------------------|-----------------|------------------|-------------|--------------|-----------|
| | | | | ■ | ▲ |
| 90° P12Q | 1,4 | 3,4 | 1,51 | 32 | 37 |
| | 1,7 | 3,7 | 1,70 | 30 | 35 |
| | 2,8 | 4,3 | 2,27 | 30 | 35 |
| | 3,4 | 4,6 | 2,65 | 30 | 35 |
| 180° P12H | 1,4 | 3,4 | 2,27 | 24 | 28 |
| | 1,7 | 3,7 | 3,03 | 27 | 31 |
| | 2,8 | 4,3 | 3,79 | 25 | 29 |
| | 3,4 | 4,6 | 4,54 | 26 | 30 |
| 270° P12TQ | 1,4 | 3,4 | 3,60 | 26 | 29 |
| | 1,7 | 3,7 | 3,79 | 23 | 26 |
| | 2,8 | 4,3 | 4,92 | 22 | 25 |
| | 3,4 | 4,6 | 5,49 | 21 | 24 |
| 360° P12F | 1,4 | 3,4 | 6,06 | 32 | 37 |
| | 1,7 | 3,7 | 6,81 | 30 | 35 |
| | 2,8 | 4,3 | 7,95 | 30 | 35 |
| | 3,4 | 4,6 | 10,6 | 30 | 35 |

Performance Data

P-15 15' (4,6 m) Nozzle, Male (black)

| NOZZLE/ PATTERN | PRESSURE PSI | RADIUS Feet | FLOW GPM | PRECIP in/hr | |
|--------------------|-----------------|----------------|-------------|--------------|-------------|
| | | | | ■ | ▲ |
| 90° P15Q | 20 | 13 | .60 | 1.37 | 1.58 |
| | 25 | 14 | .75 | 1.47 | 1.70 |
| | 30 | 16 | .90 | 1.35 | 1.56 |
| | 40 | 17 | 1.10 | 1.47 | 1.69 |
| 180° P15H | 20 | 13 | 1.20 | 1.37 | 1.58 |
| | 25 | 14 | 1.35 | 1.33 | 1.53 |
| | 30 | 16 | 1.60 | 1.20 | 1.39 |
| | 40 | 17 | 1.90 | 1.27 | 1.46 |
| 270° P15TQ | 20 | 13 | 1.85 | 1.40 | 1.62 |
| | 25 | 14 | 2.10 | 1.37 | 1.59 |
| | 30 | 16 | 2.70 | 1.35 | 1.56 |
| | 40 | 17 | 3.10 | 1.38 | 1.59 |
| 360° P15F | 20 | 13 | 2.80 | 1.56 | 1.84 |
| | 25 | 14 | 3.20 | 1.57 | 1.81 |
| | 30 | 16 | 4.20 | 1.58 | 1.82 |
| | 40 | 17 | 4.60 | 1.30 | 1.77 |

Performance Data, Metric

P-15 15' (4,6 m) Nozzle, Male (black)

| NOZZLE/ PATTERN | PRESSURE Bar | RADIUS Meters | FLOW L/M | PRECIP mm/hr | |
|--------------------|-----------------|------------------|--------------|--------------|-----------|
| | | | | ■ | ▲ |
| 90° P15Q | 1,4 | 4,0 | 2,27 | 35 | 40 |
| | 1,7 | 4,3 | 2,84 | 37 | 43 |
| | 2,8 | 4,9 | 3,41 | 34 | 40 |
| | 3,4 | 5,2 | 4,16 | 37 | 43 |
| 180° P15H | 1,4 | 4,0 | 4,54 | 35 | 40 |
| | 1,7 | 4,3 | 5,11 | 34 | 39 |
| | 2,8 | 4,9 | 6,06 | 30 | 35 |
| | 3,4 | 5,2 | 7,19 | 32 | 37 |
| 270° P15TQ | 1,4 | 3,4 | 7,00 | 36 | 41 |
| | 1,7 | 4,3 | 7,95 | 35 | 40 |
| | 2,8 | 4,9 | 10,22 | 34 | 40 |
| | 3,4 | 5,2 | 11,73 | 35 | 40 |
| 360° P15F | 1,4 | 3,4 | 10,60 | 40 | 47 |
| | 1,7 | 4,3 | 12,11 | 40 | 46 |
| | 2,8 | 4,9 | 15,90 | 40 | 46 |
| | 3,4 | 5,2 | 17,41 | 33 | 45 |

Performance Data

Special Patterns

| NOZZLE/ PATTERN | NOZZLE | | PRESSURE PSI | W X L Feet | FLOW GPM |
|--------------------|--------|---------------|-----------------|---------------|-------------|
| | Male# | Female# | | | |
| Center Strip | 15CS | FN15CS | 20 | 4 x 24 | 0.8 |
| | | | 30 | 4 x 30 | 1.0 |
| End Strip | 15ES | FN15ES | 20 | 4 x 12 | 0.4 |
| | | | 30 | 4 x 15 | 0.5 |
| Side Strip | 15SS | FN15SS | 20 | 4 x 28 | 1.1 |
| | | | 30 | 5 x 32 | 1.3 |
| High Low | 15HL | FN15HL | 20 | High: 14 x 28 | 2.5 |
| | | | | Low: 4 x 28 | |
| | 30 | High: 15 x 32 | 3.0 | | |
| | | Low: 5 x 32 | | | |

Performance Data, Metric

Special Patterns

| NOZZLE/ PATTERN | NOZZLE | | PRESSURE Bar | W X L Meters | FLOW L/M |
|--------------------|--------|-----------------|-----------------|-----------------|-------------|
| | Male# | Female# | | | |
| Center Strip | 15CS | FN15CS | 1,5 | 1,2 x 7,3 | 3,0 |
| | | | 2,0 | 1,2 x 9,1 | 3,8 |
| End Strip | 15ES | FN15ES | 1,5 | 1,2 x 3,7 | 1,5 |
| | | | 2,0 | 1,2 x 4,6 | 1,9 |
| Side Strip | 15SS | FN15SS | 1,5 | 1,2 x 8,5 | 4,2 |
| | | | 2,0 | 1,5 x 9,8 | 4,9 |
| High Low | 15HL | FN15HL | 1,5 | High: 4,3 x 8,5 | 9,5 |
| | | | | Low: 1,2 x 8,5 | |
| | 2,0 | High: 4,6 x 9,8 | 11,4 | | |
| | | Low: 1,5 x 9,8 | | | |



*Data represents test results in zero wind. Radius may be reduced with the nozzle retention screw. **Bold = recommended pressure of 30 PSI.**

Drip Irrigation

Efficient and trouble-free operation for non-turf areas.

Features

- Install Above or Below Grade

Dripline:

- Pressure-compensating Emitters – Ensure uniform output across the entire length of run
 - In-line Emitter Check Valves – Prevents drainage from the dripline when water pressure drops below 2.5 PSI, protecting against the siphoning of small sediment and soil particles into the drip emitter – ideal for sub-surface installation
 - Available in Two Flow Rates and 2 spacing sizes – Provides maximum design flexibility in a variety of applications
- Drip Control Zone Kit – Pre-assembled for quick installation, heavy duty, corrosion resistant, 150 mesh stainless steel filter

Specifications

- Flow rates: .58 GPH (2,3 L/H) color code - orange, 1 GPH (3,8 L/H) color code - gray
- Operating pressure: 12 – 50 PSI (0,8 – 3,5 bar)
- Check valve sealing pressure: 2.5 PSI (0,17 bar)
- Check valve opening pressure: 4.3 PSI (0,3 bar)
- Dripline color: brown
- Size: 1/2" (.570" ID x .670" OD) (14,5 mm ID x 17 mm OD)
- Spacing: 12" or 18" (30,5 cm or 45,7 cm)
- Minimum bending radius: 1' (0,3 m)
- Filter requirement: minimum of 150 mesh

DRIP CONTROL ZONE KIT

- Pressure regulation 30 or 40 PSI (2,1 or 2,8 bar)
- Flow: 1 – 35 GPM (1,9 – 94,6 LPM)
- Operating pressure: 10 – 120 PSI (0,7 – 8,3 bar)
- Solenoid: 24V AC
- Inlet: 1" (2,5 cm) female thread NPT
- Outlet: 1" (2,5 cm) female thread NPT
- Dimensions: Height: 6-1/2" (16,5 cm), Width: 3" (7,6 cm), Length: 14-1/2" (36,8 cm)

Models

| | |
|-------------------------|---|
| KA1-118P -CV | .67" (17 mm) 1 GPH (3,8 LPH), 100' (30,5 m) CV drip line coil w/18" (0,45 m) spacing, .57" ID x .67" OD (14,5 mm ID x 17 mm OD), brown |
| KA1-218P -CV | .67" (17 mm) 1 GPH (3,8 LPH), 250' (76,2 m) CV drip line coil w/18" (0,45 m) spacing, .57" ID x .67" OD (14,5 mm ID x 17 mm OD), brown |
| KA5-112P -CV | .67" (17 mm) .58 GPH (2,2 LPH), 100' (30,5 m) CV drip line coil w/12" (0,45 m) spacing, .57" ID x .67" OD (14,5 mm ID x 17 mm OD), brown |
| KA5-212P -CV | .67" (17 mm) .58 GPH (2,2 LPH), 250' (76,2 m) CV drip line coil w/12" (0,45 m) spacing, .57" ID x .67" OD (14,5 mm ID x 17 mm OD), brown |
| KA5-512P -CV | .67" (17 mm) .58 GPH (2,2 LPH), 500' (152,4 m) CV drip line coil w/12" (0,45 m) spacing, .57" ID x .67" OD (14,5 mm ID x 17 mm OD), brown |
| K15-040 | .67" (17 mm) barb coupling |
| K15-041 | .67" (17 mm) tee |
| K15-042 | .67" (17 mm) elbow |
| K15-043 | .67" (17 mm) barb x 1/2" (1,27 cm) NPT Tee |
| K15-046 | .67" (17 mm) barb x 1/2" (1,27 cm) NPT Adapter |
| K18-028 | 1/2" (1,27 cm) Air/Vacuum Relief Valve |
| KP11-155 | 3/4" (1,9 cm) plastic filter with 150 mesh stainless steel screen & flush cap |
| KP11-374 | 1" (2,5 cm) plastic LP 1 Y-filter stainless steel screen 150 mesh |
| KP7001-FPR30-KIT | Drip control zone kit with 30 PSI pressure regulator and filter |
| KP7001-FPR40-KIT | Drip control zone kit with 40 PSI pressure regulator and filter |
| KPR8030 | 1" (2,5 cm) pressure regulator, 30 PSI |
| KPR8040 | 1" (2,5 cm) pressure regulator, 40 PSI |



Bubblers

Pressure compensating bubblers are ideal for non-turf areas.

www.krain.com

Features

- Pressure compensation ensures consistent flow rates over lower pressure ranges.
- Pressure compensating bubblers are ideal for tree and large shrub watering.

Specifications

- Operating Pressure: 20 – 50 PSI (1,4 – 3,5 bar)
- Spacing: 1' – 3' (0,3 m – 0,9 m)
- Umbrella Pattern

Fast Facts

| | |
|--------|---|
| All | Inlet: 1/2" (1,3 cm) female thread NPT |
| TB-025 | Flow Rate: 0.25 GPM (0,06 M ³ /H; 0,95 L/M) |
| TB-05 | Flow Rate: 0.5 GPM (0,114 M ³ /H; 1,9 L/M) |
| TB-10 | Flow Rate: 1.0 GPM (0,227 M ³ /H; 3,8 L/M) |
| TB-20 | Flow Rate: 2.0 GPM (0,454 M ³ /H; 7,6 L/M) |
| TB-ADJ | Flow Rate: 1.36 – 5.9 GPM (0,31 – 1,34 M ³ /H; 5 – 22 L/M) |

Models

- TB-025** 0.25 GPM (0,95 LPM) Bubbler
- TB-05** 0.5 GPM (1,9 LPM) Bubbler
- TB-10** 1.0 GPM (3,8 LPM) Bubbler
- TB-20** 2.0 GPM (7,6 LPM) Bubbler
- TB-ADJ** Adjustable Bubbler, Pressure Compensating



dripline,
bubblers

valves



Valve Comparison Chart

Versatile and heavy-duty, ProSeries valves deliver long life and reliable performance. Offering a wide array of features and benefits, the K-Rain line is manufactured with the highest standards and provides exceptional functionality.

| Item Number | PRO SERIES 100 | | | | PRO SERIES 150 | | | PRO SERIES 200 | | |
|---|------------------------|----------------------|--|---|---|--------------------|--------------------|--------------------|--------------------|--------------------|
| | 7075 | 7075 | 7001 | 7001 | 7101 | 7115 | 7102 | 7201 | 7215 | 7202 |
| Models | Female thread, SL, BSP | NFC, SL-NFC, BSP-NFC | Female thread, SL, BSP, MXB, MXM, BSP-MXM, BSP | BSP-NFC, MXM-NFC, BSP-MXM -NFC, MXB-NFC | Female thread, SL, BSP, J, J-SL, J-BSP, J-MXB | Female thread, BSP | Female thread, BSP | Female thread | Female thread | Female thread |
| Specifications | | | | | | | | | | |
| Size | 3/4" | 3/4" | 1" | 1" | 1" | 1 1/2" | 2" | 1" | 1 1/2" | 2" |
| Flow range (GPM) | 1-20 | 1-20 | 5-30 | 5-30 | 5-30 | 20-80 | 20-120 | 5-30 | 20-100 | 20-150 |
| Pressure range (PSI) | 20-150 | 20-150 | 20-150 | 20-150 | 10-150 | 20-150 | 20-150 | 6-200 | 6-200 | 6-200 |
| Features | | | | | | | | | | |
| Flow control | • | | • | | • | • | • | • | • | • |
| 24VAC solenoid | • | • | • | • | • | • | • | • | • | • |
| Heavy duty, corrosion resistant | • | • | • | • | • | • | • | glass-filled nylon | glass-filled nylon | glass-filled nylon |
| Tilt diaphragm/piston assembly | • | • | • | • | | | | | | |
| Manual external bleed screw | • | • | • | • | • | • | • | | | |
| Manual internal bleed through solenoid | • | • | • | • | • | • | • | • | • | • |
| Captured plunger | • | • | • | • | • | • | • | • | • | • |
| Self-cleaning metering screen | • | • | • | • | | | | | | |
| Removable metering pin | | | | | • | • | • | | | |
| Angle/Globe Option | | | | | | • | • | | | |
| Heavy duty Santoprene® diaphragm | • | • | • | • | • | • | • | | | |
| Glass-filled nylon construction and reinforced rubber diaphragm | | | | | | | | • | • | • |
| Self-cleaning diaphragm | • | • | • | • | • | • | • | • | • | • |
| Water flow indicator | • | • | • | • | • | • | • | • | • | • |
| Electric or manual operation | • | • | • | • | • | • | • | • | • | • |
| Options | | | | | | | | | | |
| 9VDC solenoid | • | • | • | • | • | • | • | | | |
| BSP inlet & outlet | • | • | • | • | • | • | • | • | • | • |

ProSeries 100 Valves

A straight-through flow pattern reduces the risk of trapped debris.

Features

- Heavy Duty, Corrosion and UV Resistant PVC Construction – Increases the life of the valve
- Tilt Diaphragm/Piston Assembly – Allows for a straight flow path of water, increasing the flow rate while reducing friction loss
- Debris Tolerant Design – Offers flexibility for use in potable or non-potable applications
- Manual External Bleed Screw – Provides for manual operation in system start up and easy valve maintenance
- Manual Internal Bleed Through Solenoid – Permits manual operation without discharging water outside valve
- Flow Control with Removable Handle – Delivers precise flow adjustment to the zone and allows you to remove the handle to prevent tampering (Except NFC)
- Captured Plunger – Remove the solenoid without losing the internal plunger
- Self Cleaning Screen – Screen is in flow path of water for self-cleaning action during operation

Fast Facts

| | | |
|--------------------|---------|------------------|
| 7075 (3/4") Models | Height: | 4" (10,2 cm) |
| | Width: | 3" (7,6 cm) |
| | Length: | 4 1/2" (11,4 cm) |
| 7001 (1") Models | Height: | 4" (10,2 cm) |
| | Width: | 3" (7,6 cm) |
| | Length: | 5 1/4" (13,3 cm) |

Operating Specifications

| PROSERIES 100 - 3/4" VALVES | | | | | |
|---|-----|-----|-----|------|------|
| Flow Rate, GPM | 1 | 5 | 10 | 15 | 20.0 |
| PSI Loss | 4.0 | 5.0 | 6.0 | 11.0 | 14.0 |
| Pressure Range: 20-150 PSI (1,4 - 10,3 bar) | | | | | |
| Flow Range: 1-20 GPM (3,8 GPM -75,7 LPM) | | | | | |
| PROSERIES 100 - 1" VALVES | | | | | |
| Flow Rate, GPM | 5 | 10 | 15 | 20 | 30 |
| PSI Loss | 2.2 | 3.0 | 3.5 | 4.0 | 5.0 |
| Pressure Range: 20-150 PSI (1,4 - 10,3 bar) | | | | | |
| Flow Range: 5-30 GPM (18,9 GPM - 113,6 LPM) | | | | | |

Electrical Specifications

- Solenoid: 24V AC 60 Hz
- Inrush Current: .43 Amps
- Holding Current: .25 Amps

Accessories

See page 55



Models

| | |
|---------------------|--|
| 7075 | 3/4" Female NPT Thread |
| 7075-NFC | 3/4" Female NPT Thread, No Flow Control |
| 7075-SL | 3/4" Female Slip |
| 7075-SL-NFC | 3/4" Female Slip, No Flow Control |
| 7075-BSP | 3/4" Female BSP Thread |
| 7075-BSP-NFC | 3/4" Female BSP Thread, No Flow Control |
| 7001 | 1" Female NPT Thread x Female NPT Thread |
| 7001-SL | 1" Female Slip |
| 7001-BSP | 1" Female BSP Thread |
| 7001-NFC | 1" Female NPT Thread No Flow Control |
| 7001-SL-NFC | 1" Female Slip, No Flow Control |

| | |
|-------------------------|---|
| 7001-BSP-NFC | 1" Female BSP Thread, No Flow Control |
| 7001-MXB | 1" Male NPT Thread x 1" Male Barb |
| 7001-MXM | 1" Male NPT Thread x 1" Male Thread |
| 7001-BSP-MXM | 1" Male BSP Thread x 1" Male BSP Thread |
| 7001-MXM-NFC | 1" Male NPT Thread x 1" Male Thread, No Flow Control |
| 7001-BSP-MXM-NFC | 1" Male BSP Thread x 1" Male BSP Thread, No Flow Control |
| 7001-MXB-NFC | 1" Male NPT Thread x 1" Male Barb, No Flow Control |

All valves equipped with 24VAC solenoids.

How to Specify 9 Volt solenoid

| MODEL | OPTION |
|-------|--------|
| 7001 | -9VDC |

Example: 7001-SL-9VDC

Flow Through

The unique tilted diaphragm creates a better flow path than traditional globe style electric valves by decreasing friction loss and increasing flow rate.



Manual Flow Control

Precisely adjust flow to the zone. Removable handle prevents tampering.



Self-Cleaning Screen

The straight flow path allows debris to move through and the water path flow cleans the diaphragm filter screen. This provides long life in applications using well or lake water.



Captured Plunger Solenoid

Easy removal when servicing without losing internal parts. Epoxy encapsulated solenoid design ensures longevity unlike the competition's overmolded solenoid.



Watch the video. Scan this code with your smartphone camera.

ProSeries 150 Valves

Heavy Duty, Corrosion and UV Resistant PVC Construction.

Features

- Manual External Bleed Screw – Provides for manual operation in system start up
- Manual Internal Bleed through Solenoid – Provides for manual operation without discharging water outside the valve
- Captured Plunger – Allows for the solenoid to be removed without losing the internal plunger
- Flow Control Option – For precise flow adjustment
- Removable Metering Pin – easily clean metering pin without disassembling

1-1/2" AND 2" MODELS

- Removable Inlet Cap – Allows for easy conversion from globe to angle-style valve
- Heavy Duty Diaphragm – Unique design improves durability of diaphragm

JAR-TOP MODELS

- Threaded Jar-Top – Allows for quick removal of the cap for easy servicing after installation
- Glass-Filled Nylon Screw Cap – Increased durability



Fast Facts

| | |
|-----------------------------|---|
| 7101 (1") Models | Height: 5 1/4" (13,3 cm) Width: 3 1/8" (7,95 cm) Length: Length: 5" (12,7 cm) |
| 7101 (1") with Flow Control | Height: 5 7/8" (14,9 cm) Width: 3 1/8" (7,95 cm) Length: Length: 5" (12,7 cm) |
| 7101 (1") Jar Top Models | Height: 5 1/4" (13,3 cm) Width: 3" (7,6 cm) Length: Length: 4 3/8" (11,1 cm) |
| 7115 (1.5") Models | Height: 8" (20,3 cm) Width: 4-1/4" (10,8 cm) Length: 5-1/2" (14 cm) |
| 7102 (2") Models | Height: 8-7/8" (22,6 cm) Width: 4-7/8" (12,4 cm) Length: 6-1/3" (16,1 cm) |

Models

| | |
|--------------------|---|
| 7101 | 1" Female NPT Thread |
| 7101-SL | 1" Female Slip |
| 7101-BSP | 1" Female BSP Thread |
| 7101-BSP-FC | 1" Female BSP Thread, with Flow Control |
| 7101-FC | 1" Female NPT Thread, with Flow Control |
| 7101-SL-FC | 1" Female Slip with Flow Control |
| 7101-J | 1" Female NPT Thread Jar-Top |
| 7101-J-SL | 1" Female Slip Jar-Top |
| 7101-J-BSP | 1" Female BSP Thread Jar-Top |
| 7101-J-MXB | 1" Male NPT Thread x 1" Barb Jar-Top |
| 7115 | 1 1/2" Female NPT Thread |
| 7115-BSP | 1 1/2" Female BSP Thread |
| 7102 | 2" Female NPT Thread |
| 7102-BSP | 2" Female BSPT Thread |

How to Specify 9 Volt solenoid

| MODEL | OPTION |
|-------|--------|
| 7101 | -9VDC |

Example: 7101-SL-9VDC

Operating Specifications

| 7101 PROSERIES 150 1" (2,5 cm) VALVE | | | | | |
|---|-----|-----|-----|-----|-----|
| Flow Rate, GPM | 5 | 10 | 15 | 20 | 30 |
| PSI Loss | 2.9 | 2.1 | 1.8 | 3.0 | 5.0 |
| Pressure Range: 10-150 PSI (0,7 – 10,3 bar) | | | | | |
| Flow Range: 5-30 GPM (18,9 – 113,6 LPM) | | | | | |

| 7101-FC PROSERIES 150 1" (2,5 cm) VALVE | | | | | |
|---|---|-----|-----|-----|-----|
| Flow Rate, GPM | 5 | 10 | 15 | 20 | 30 |
| PSI Loss | 6 | 4.1 | 4.1 | 3.1 | 6.0 |
| Pressure Range: 10-150 PSI (0,7 – 10,3 bar) | | | | | |
| Flow Range: 5-30 GPM (18,9 – 113,6 LPM) | | | | | |

| 7101 PROSERIES 150 1" (2,5 cm) VALVE W/ JAR-TOP | | | | | |
|---|-----|-----|-----|-----|-----|
| Flow Rate, GPM | 5 | 10 | 15 | 20 | 30 |
| PSI Loss | 3.3 | 3.9 | 2.9 | 3.2 | 6.1 |
| Pressure Range: 10-150 PSI (0,7 – 10,3 bar) | | | | | |
| Flow Range: 5 – 30 GPM (18,9 – 113,8 LPM) | | | | | |

| 7115 PROSERIES 150 1-1/2" (3,8 cm) VALVE | | | | | | |
|---|-----|-----|-----|-----|-----|-----|
| Flow Rate, GPM | 20 | 30 | 40 | 50 | 60 | 80 |
| PSI Loss, Globe | 3.0 | 2.6 | 2.3 | 2.9 | 4.1 | 5.5 |
| PSI Loss, Angle | 2.7 | 2.2 | 1.9 | 2.2 | 3.0 | 4.4 |
| Pressure Range: 20-150 PSI (1,4 – 10,3 bar) | | | | | | |
| Flow Range: 20 – 80 GPM (75,7 – 302,8 LPM) | | | | | | |

| 7102 PROSERIES 150 2" (5 cm) VALVE | | | | | | | | |
|--|-----|-----|-----|-----|-----|-----|-----|-----|
| Flow Rate, GPM | 20 | 30 | 40 | 50 | 60 | 80 | 100 | 120 |
| PSI Loss, Globe | 2.2 | 1.9 | 1.7 | 1.5 | 1.6 | 2.9 | 4.8 | 6.2 |
| PSI Loss, Angle | 1.9 | 1.9 | 1.7 | 1.5 | 1.5 | 2.1 | 3.2 | 4.6 |
| Pressure Range: 20-150 PSI (1,4 – 10,3 bar) | | | | | | | | |
| Flow Range: 20 – 120 GPM (75,7 – 454, 2 LPM) | | | | | | | | |

Electrical Specifications

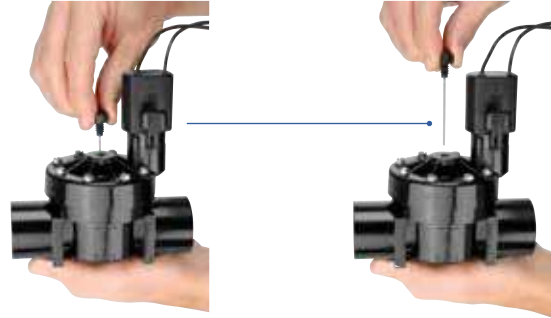
- Standard Solenoid: 24V AC 60 Hz
- Inrush Current: .43 Amps
- Holding Current: .25 Amps

Accessories

See page 55

Manual External Bleed Screw

The 1", 1 1/2" and 2" models feature a removable external bleed screw and metering pin to simplify cleaning and maintenance. With the External Bleed Screw, manual operation during start up is easy.



No Tools Required

The K-Rain Jar-Top valve allows for quick and easy servicing after installation.



System Flexibility

Removable inlet cap allows for easy conversion from globe to angle-style valve.



ProSeries 200 Valves

A durable, feature-packed electric valve designed to handle up to 200 PSI.

Features

- Durable Glass-filled Nylon Construction and Reinforced Rubber Diaphragm – Ensures long life and reliable performance
- Flow Control – Adjust water flow as needed
- Large Internal Openings and Self-cleaning Diaphragm During Every Cycle – Reduces maintenance time
- Water Flow Indicator – Ensures proper installation every time
- Electric or Manual Operation

Models

- 7201** 1" Female NPT Thread
7215 1 1/2" Female NPT Thread
7202 2" Female NPT Thread

How to Specify BSP

| MODEL | OPTION |
|-------|--------|
| 7201 | -BSP |

Example: 7201-BSP

Electrical Specifications

- Standard solenoid: 24V AC 60 Hz
- Inrush current: .43 amp
- Holding current: .25 amp

Fast Facts

| | |
|--------------------------|--|
| 7201 (1") Models | Height: 5-1/4" (13,3 cm) Width: 3-1/8" (7,9 cm) Length: 5-1/8" (13,0 cm) |
| 7201 (1") Jar Top Models | Height: 5-3/4" (14,6 cm) Width: 3-1/8" (8 cm) Length: Length: 4-3/4" (12,0 cm) |
| 7215 (1.5") Models | Height: 6-3/4" (17,2 cm) Width: 4-1/4" (10,8 cm) Length: 6-1/4" (15,9 cm) |
| 7202 (2") Models | Height: 7" (17,8 cm) Width: 4-1/4" (10,8 cm) Length: 7-1/4" (18,4 cm) |

Operating Specifications

| 7201 1" (2,5 cm) VALVE | | | | | | | |
|---|----|------|------|------|------|------|--|
| Flow Rate, GPM | 5 | 10 | 15 | 20 | 25 | 30 | |
| PSI Loss | .4 | 1.16 | 2.45 | 4.65 | 7.25 | 9.70 | |
| Pressure Rating: 6 - 200 PSI (0,41 – 13,79 bar) | | | | | | | |
| Flow Range: 5 - 30 GPM (18,9 – 113,6 LPM) | | | | | | | |

| 7215 1.5" (3,8 cm) VALVE | | | | | | | | |
|---|------|------|------|------|------|------|------|------|
| Flow Rate, GPM | 20 | 25 | 30 | 40 | 50 | 60 | 80 | 100 |
| PSI Loss | 2.73 | 3.04 | 2.90 | 2.90 | 3.41 | 4.24 | 7.61 | 12.9 |
| Pressure Rating: 6 - 200 PSI (0,41 – 13,79 bar) | | | | | | | | |
| Flow Range: 20 - 100 GPM (75,7 – 378,5 LPM) | | | | | | | | |

| 7202 2" (5 cm) VALVE | | | | | | | | | | | |
|---|-----|------|------|------|------|-----|-----|------|-------|------|--|
| Flow Rate, GPM | 20 | 25 | 30 | 40 | 50 | 60 | 80 | 100 | 120 | 150 | |
| PSI Loss | 2.9 | 2.54 | 2.17 | 2.17 | 2.75 | 3.4 | 5.5 | 7.83 | 11.66 | 20.0 | |
| Pressure Rating: 6 - 200 PSI (0,41 – 13,79 bar) | | | | | | | | | | | |
| Flow Range: 20 - 150 GPM (75,7 – 567,8 LPM) | | | | | | | | | | | |

Accessories

See page 55



Models

SOLENOIDS AND ADAPTERS

- P3008113** 24V AC Solenoid
- P3008114** 9V DC Latching Solenoid
- P3004750** Replacement K-Rain® Kit: 24V solenoid with Rain Bird® & Hunter® adapters (1 each)
- P3004758** Replacement K-Rain® Kit: 9V solenoid with Rain Bird® & Hunter® adapters (1 each)
- P3004760** Rain Bird® & Hunter® adapter for K-Rain® 24V or 9V solenoid (1 each)
- P3004770** K-Rain 24V or 9V solenoid adapters for Rain Bird® (5 pack)
- P3004780** K-Rain 24V or 9V solenoid adapters for Hunter® (5 pack)
- P3004810** 24V Solenoid, 1 Signature Adapter
- P3004815** 9V Solenoid, 1 Signature Adapter
- P3004820** 5 pack Signature Adapters



VALVE BOXES

- VB60** K-Rain Round Valve Box 6" (Box Black, Lid Green)
- VB101** K-Rain Round Valve Box 10" (Box Green, Lid Green)
- VB121** K-Rain Valve Box 12"x 17"x 12" (Box Green, Lid Green)
- VB121-X** K-Rain Valve Extension 12"x 17"x 6" (Box Green, Lid Green)
- VB151** K-Rain Valve Box 15"x 21"x 12" (Box Green, Lid Green)
- VB151-X** K-Rain Valve Extension 15"x 21"x 6" (Box Green, Lid Green)



electric valves

controllers



Controller Comparison Chart

K-Rain controllers offer a full range of water management products to meet the needs of any irrigation project. From the simplest timer to WiFi, Bluetooth or the most advanced 2-wire decoder controller, K-Rain controllers are recognized as feature-packed yet easy to program.

| | SiteMaster | Pro EX 2.0 | Pro-LC WiFi | BLUE | RPS46 |
|---|----------------|--------------------|-------------------------|-------------------|-------|
| Controller Type | 2-Wire Decoder | Modular WiFi Ready | Conventional WiFi Ready | Bluetooth Battery | Mini |
| Specifications | | | | | |
| Stations/zones | 1 to 99 | Up to 28 | 4, 8, 12 | 1, 2, 4 | 4, 6 |
| Programs | 6 | 3 | 3 | 6 | 4 |
| Start times per program | 6 | 4 | 4 | 8 | 4 |
| Features | | | | | |
| Hand-held remote control compatible | | • | | smart device | |
| App controlled | | with WiFi option | with WiFi option | • | |
| WiFi capability | | optional | optional | | |
| Full program display | • | • | • | | |
| Backlit display | • | • | | In app | |
| Seasonal adjust | • | • | • | • | • |
| Buried valve locator | | • | • | | |
| Flow sensor ready | • | • | | | |
| Rain/freeze sensor ready | • | • | • | • | • |
| Weather station ready | • | with WiFi option | with WiFi option | | |
| Permanent memory | • | • | • | • | |
| Max number of stations running simultaneous | 12 | 1 | 1 | 1 | 1 |
| Station delay | • | • | • | | |
| Pump/MV programmable | Up to 5 | • | • | 2, 4 stations | • |
| Geo-locate function | | | | • | |
| Battery Backup | • | • | • | • | • |
| Battery Backup Time/Date | | | | | 9VDC |

SiteMaster

2-Wire Decoder Controller

Features

- Number of stations: Up to 99
- Weather station capable
- Connect up to 2 hard-wired flow meters and 3 additional meters attached to decoders in the field
- Rain sensor and rain/freeze sensor ready
- 6 independent programs with 6 start times each
- Full on-screen keyboard makes naming and programming easy and intuitive
- Advanced diagnostics include interactive fault log, decoder signal strength/status
- Largest screen in the industry displays run times, watering days, number of start times
- Two fully independent wire paths for easy layout design and trouble shooting
- Special features include seasonal adjust, station/zone grouping, program backup and restore
- Station delay/overlap and pump pressurization allows dual operation and pressurization for each of 5 separate pump start locations
- Vandal-resistant lockable housing

Fast Facts

| | |
|------|--|
| 3400 | Height: 11.91" (30,3 cm) Width: 15 1/2" (39,2 cm) Depth: 6 1/2" (16,33 cm) |
| 3420 | Height: 38" (96,5 cm) Width: 18 1/2" (47,0 cm) Depth: 9 1/4" (23,5 cm) |
| 3421 | Height: 4 3/8" (11,1 cm) Width: 16 1/2" (41,9 cm) Depth: 17 1/4" (43,8 cm) |



Specifications

OPERATING SPECIFICATIONS

- Station Run Times: 1 second to 9:59:59 Programs A, B, C, D, E, & F
- Start Times: 6 per program
- Watering Schedule: 7 Day Calendar (any day of the week), odd/even days, interval watering up to 31 days
- Operating Temperature: 0°–140° F (18°–60° C)
- Zone Capacity: 99 zone groups limited to 6 zones and 1 MV/PS per primary line. Add up to 12 zones (A and B total).
- Pump Start Requirements: Pump Starts wired directly to the controller require a K-Rain 1520 or 1510 mini coil power relay. Remote pump start relays on the 2-wire path require a K-Rain 3410 Optical Pump Start Relay in conjunction with a K-Rain 1520 or 1510 mini coil power relay.

ELECTRICAL SPECIFICATIONS

- 2-Wire transformer; Input: 120/240 50/60 Hz
Max Output: 27 VAC 100VA 3.7 AMP
- Midbox Transformer; Input: 120/240 50/60 Hz
Max Output: 24 VAC 40VA 1.71 AMP
- Battery: 2032 Coin Cell (included)
9V alkaline battery (optional, not included)

Models

- 3400** 110 VAC 2-wire decoder controller
- 3400-220** 220 VAC 2-wire decoder controller
- 3420** 110 VAC 2-wire decoder controller in stainless steel cabinet
- 3420-220** 220 VAC 2-wire decoder controller in stainless steel cabinet
- 3421** 110 VAC 2-wire decoder controller on stainless steel pedestal
- 3421-220** 220 VAC 2-wire decoder controller on stainless steel pedestal

*Above models include 3403 2-wire module.

Accessories

See page 67



Watch the video. Scan this code with your smartphone camera.

Pro EX 2.0 Modular Irrigation Controllers

Available as a WiFi kit or WiFi enabled units.

Features

- WiFi enabled – Syncs with wifi to allow functionality through a smartphone, tablet or web browser. Weather IQ with adjustable limits. Remote access and alerts.
- Patented Full Program Display – One screen shows watering days, number of start times, number of stations and special programming.
- Flow Sensor Ready – Connects directly. Has high/low flow abort settings and provides flow data capture up to 7 days on device and full history on web browser when configured as a WiFi controller.
- Rain sensor and rain/freeze sensor ready – Allows automated operation to be controlled by sensor.
- RF Module Connector – Allows for optional installation of wireless accessories: Handheld remote, wireless rain sensor and WiFi hub.
- Diagnostic Circuit Breaker – Identifies and isolates stations with valve or wiring problems (shorts, faults, valve location) while remaining program continues.
- Hot-Swappable 4 Station Modules – Simple controller upgrades from 4 to 28 stations - with NEW 14 station module.
- Advanced Diagnostics – Visual and/or audible alerts when programming errors or other conditions have been detected and are preventing operation.
- Station Delay/Overlap Programming – Additional time between stations or dual operation for issues like well recovery, slow closing valves and water hammer.
- Large Backlit LCD Screen – Best in class visualization for all installations.
- AM/PM or 24 Hour Clock Settings – Allows user to choose the time format desired.
- Manual Start – Manual program operation at the push of a button.
- Permanent Memory – Non-volatile memory saves program during power outages.

Fast Facts

- Height: 7 3/4" (19,6 cm)
- Width: 10" (25,4 cm)
- Depth: 5" (12,7 cm)



Optional extended range antenna and remote shown

- Buried Valve Locate Feature – Helps locate buried valves in field
- Sensor Bypass Switch – Global override of active sensor for all stations
- Master Valve/Pump Start Ready – Programming for individual station(s) operation as needed
- Valve Test Terminal (VT) – Quick and easy matching of field wires with station during installation
- Default Programming – Allows program to be saved and recalled without having to reprogram
- Permanent Day Off – Set any day of the week, regardless of programming, as a non-watering day
- Seasonal Adjust – Quick, easy global adjustment of watering times from 10-200% conserves water
- Built-in Level – Makes leveling the unit easy during install

Specifications

OPERATING SPECIFICATIONS

- Station Run Times: 1 second to 6 hours for all stations
- Number of Programs: 3
- Number of Automatic Start Times: 4 per program
- Program Watering Schedules: Custom (day of the week), Interval (1-31 days), Odd (odd calendar days), Even (even calendar days)

ELECTRICAL SPECIFICATIONS

- Power Input: 110V AC, 50/60Hz, 240V AC, 50/60Hz
- Power Output: 24V AC 1.25Amp
- Power Backup: Lithium coin-cell battery maintains time and date during primary power outages while the 4 AAA batteries allow for remote programming and LCD viewing



WiFi kit shown

PRO EX 2.0 Modular Irrigation Controllers

Available as a WiFi kit or Wifi enabled units.

Models

INDOOR MODELS

3202ID PRO EX 2.0 4 station indoor modular controller, 110V AC plug pack transformer

3202-P PRO EX 2.0 4 station indoor modular controller, with pigtail, 110V AC internal transformer

3202ID-220 PRO EX 2.0 4 station indoor modular controller, 220V AC plug pack transformer

3202ID-WIFI-KIT PRO EX 2.0 WiFi enabled 4 station indoor modular controller, WiFi hub, RF module, short range antenna, 110V AC plug pack transformer. Free iOS/android apps.

3202ID-220-WIFI-KIT PRO EX 2.0 WiFi enabled 4 station indoor modular controller, WiFi hub, RF module, short range antenna, 220V AC plug pack transformer. Free iOS/android apps

OUTDOOR MODELS

3202 PRO EX 2.0 4 station outdoor modular controller, 110 AC internal transformer

3202-220 PRO EX 2.0, 4 station outdoor modular controller, 220 VAC internal transformer

3202-WIFI-KIT PRO EX 2.0 WiFi enabled 4 station outdoor modular controller, WiFi hub, RF module, short range antenna. Free iOS/android apps.

3202-P-WIFI-KIT PRO EX 2.0 WiFi enabled 4 station outdoor modular controller, WiFi hub, RF module, short range antenna, with pigtail. Free iOS/android app.

3202-220-WIFI-KIT PRO EX 2.0 WiFi enabled 4 station outdoor modular controller, WiFi hub, RF module, short range antenna, 220V AC plug pack transformer. Free iOS/android app.



Accessories

See page 67

Feature-packed, user friendly and now a WiFi-Ready controller.

www.krain.com

Features

- Easy to follow programming
- Large LCD display
- Patented full program display feature shows days, start times, number of stations and special programming
- WiFi requires the BRIDGE WiFi Module, sold separately
- Rain sensor and rain/freeze sensor ready
- Seasonal adjust
- Buried valve locator
- Built-in Level – Makes leveling the unit easy.

Specifications

OPERATING SPECIFICATIONS

- Station Run Times: 1 minute to 6 hours
- Number of Programs: 3
- Number of Automatic Start Times: 4 per program
- Program Watering Schedules:
 - Odd (odd calendar days),
 - Even (even calendar days),
 - Custom (day of the week)
 - Interval 1-31 days

ELECTRICAL SPECIFICATIONS

- Power Input:
 - 110V AC, 50/60Hz
 - 240V AC, 50/60Hz
- Power Output: 24V AC 1.0Amp
- Power Backup: Lithium coin-cell battery maintains time and date during primary power outages.

Fast Facts

| | |
|-----|------------------------|
| All | Height: 7" (17,8 cm) |
| | Width: 7" (17,8 cm) |
| | Depth: 3 1/2" (8,9 cm) |

Models

OUTDOOR MODELS

| | |
|------------------|--|
| 3104W | 4 station, 110V AC internal transformer |
| 3104W-P | 4 station, 110V AC internal transformer w/pigtail |
| 3104W-220 | 4 station, 220V AC internal transformer |
| 3108W | 8 station, 110V AC internal transformer |
| 3108W-P | 8 station, 110V AC internal transformer w/pigtail |
| 3108W-220 | 8 station, 220V AC internal transformer |
| 3112W | 12 station, 110V AC internal transformer |
| 3112W-P | 12 station, 110V AC internal transformer w/pigtail |
| 3112W-220 | 12 station, 220V AC internal transformer |

INDOOR MODELS

| | |
|--------------------|---|
| 3104WID | 4 station, 110V AC plug pack transformer |
| 3104WID-220 | 4 station, 220V AC plug pack transformer |
| 3108WID | 8 station, 110V AC plug pack transformer |
| 3108WID-220 | 8 station, 220V AC plug pack transformer |
| 3112WID | 12 station, 110V AC plug pack transformer |
| 3112WID-220 | 12 station, 220V AC plug pack transformer |
| 3100-BRIDGE | BRIDGE WiFi Module |

Accessories

See page 66



Bridge WiFi Module



RPS™ 46

The easiest to use mini irrigation controller.

Features

- 4 & 6 Station Models – Perfect for residential lawn
- 4 Fully Independent Programs – Allowing up to 4 starts per program. Maximum 16 starts per day
- Seasonal Adjustment – Allows for quick adjustment of watering durations in 10% increments from 10% to 200%
- Rain sensor and rain/freeze sensor ready – Allows automated operation to be controlled by sensor
- Flexible Manual Operation – Run a program, run a station or test system
- Battery Back-Up – Saves program during power outages
- Indoor Models with External Transformer & Plug

Specifications

OPERATING SPECIFICATIONS

- Station Run Times: 1 min. to 12 hrs. 59 min.
- Number of Programs: 4
- Number of Automatic Start Times: 4 per program
- Program Watering Schedules: 7 day calendar with individual day selection, or 1 to 15 day interval, or 365 day calendar for ODD/EVEN day watering
- Master Valve/pump start terminal
- Automatic, semi-automatic and single station manual operation

ELECTRICAL SPECIFICATIONS

- Power Input: 110V AC, 50/60Hz, 240V AC, 50/60Hz
- Power Output: 24V AC, 1.0 AMP
- To Solenoid Valve: 24V AC, 0.5 AMPS max
- Overload protection: Standard 20mm 1.0 AMP fuse
- Power Failure: 9 Volt standard alkaline battery maintains clock and program up to 2 week.
- Wiring: The output circuits should be installed and protected in accordance with wiring rules

Fast Facts

| | |
|-----|--------------------------|
| All | Height: 5 3/4" (14,5 cm) |
| | Width: 4 1/2" (11,43 cm) |
| | Depth: 1 3/4" (4,3 cm) |



Models

| | |
|-----------------|--|
| 3504 | 4 Station, 110V Plug Pack Transformer |
| 3504-220 | 4 Station, 220V Plug Pack Transformer (International only) |
| 3506 | 6 Station, 110V Plug Pack Transformer (International only) |
| 3506-220 | 6 Station, 220V Plug Pack Transformer |

Accessories

See page 66, Rain Sensor

Bluetooth battery powered controller.

Features

- Ideal for areas where AC power is unavailable
- Change controller settings via smartphone, tablet or web browser
- Manage hundreds of controllers from one easy app
- Geo-location feature – see every site, every controller, every program
- CrewView™ feature allows program visibility anywhere
- Alerts you when a battery replacement is required
- Rain sensor and rain/freeze sensor ready – Allows automated operation to be controlled by sensor
- IP68 certified fully waterproof enclosure installs right in the valve box
- 1, 2 and 4 station models.
- Molded out of UV resistant, high impact ABS resin
- Ideal for isolated/remote valve boxes where running power is expensive or difficult
- Standalone – works with 9V DC alkaline battery type.
- Full virtual back up – back up program information & preferences to the cloud for easy future restoration
- Seasonal adjust
- Manually start, stop or suspend your controller(s) from up to 35' away
- Add a passcode lock to each controller for added security

Fast Facts

| | |
|-----|-------------------------|
| All | Height: 2 1/8" (5,5 cm) |
| | Width: 5 1/2" (14 cm) |
| | Depth: 3 1/2" (9 cm) |

Specifications

OPERATING SPECIFICATIONS

- 1, 2 and 4 stations
- Master valve connection (Except for BLUE-1 single station)
- 6 programs, 8 start times
- Bluetooth range; 35' (10 m)

ELECTRICAL SPECIFICATIONS

- Works with 9V DC latching solenoids and a master valve equipped with a 9V DC latching solenoid
- Maximum distance between the timer and solenoid is 98' (30 m) with 18 AWG (.05" or 1,55 mm²)

Models

| | |
|---------------|-----------|
| BLUE-1 | 1 Station |
| BLUE-2 | 2 Station |
| BLUE-4 | 4 Station |

irrigation
controllers

NEW



Rain Sensor

Turn your irrigation controller into an expert water manager.

Features

UNIVERSAL RAIN SENSOR RECEIVER

- Flexibility. Allows a K-Rain Wireless Rain/Freeze Sensor to be paired with any manufacturer's rain sensor terminal equipped controller
- Simplicity. Provides the advantage of extremely quick, easy installation and programming, along with simple pairing with a K-Rain Rain Sensor
- Weather Resistant. Engineered with impact modified, UV resistant polymer for outdoor exposure
- Maintenance Free. No batteries to replace

RAIN/FREEZE SENSORS

- K-Rain Rain Sensor products efficiently suspend watering during rain and/or freeze periods.
- The K-Rain wireless rain-freeze sensor can be paired with multiple K-Rain PRO EX 2.0 Wifi enabled controllers within range, providing an additional value for the end user. The wired rain sensors work with closed circuit timers.
- 2 in 1 Mounting. Provides flexible installation with standard flat & gutter mounting
- Models 3208-WRFS and 3208-HRFS include a freeze sensor that prevents the irrigation system from starting when temperatures drop to 37°F or below

Models

| | |
|----------------------|--|
| 3208-HRS | Hardwired Rain Sensor |
| 3208-HRFS | Hardwired Rain-Freeze Sensor |
| 3208-WRFS | Wireless Rain/Freeze Sensor for PRO EX 2.0 or PRO EX 2.0 WiFi with RF Module installed |
| 3208-WRFS-KIT | Wireless Rain/Freeze Sensor and RF Module for PRO EX 2.0 |
| 3208-UWRFS | Universal Wireless Rain/Freeze Sensor |



irrigation
controllers

Controller Accessories



www.krain.com

| | | SiteMaster | PRO EX 2.0 | PRO-LC | RPS 46 | BLUE |
|--------------------------|---|------------|------------|--------|--------|------|
| Accessories | | | | | | |
| 3202-WIFI BUNDLE-KIT | WiFi hub, RF module with small antenna, large antenna with coax cable | | • | | | |
| 3202-220-WIFI-BUNDLE-KIT | WiFi hub, RF module with small antenna, large antenna with coax cable | | • | | | |
| 3401 | Single Station Decoder | • | | | | |
| 3402 | Surge Protector | • | | | | |
| 3403 | 2-Wire Module | • | | | | |
| 3410 | Optional Pump Start Relay | • | | | | |
| 3414 | Pro Weather Station | • | | | | |
| FS735-10 | 1" Flow Sensor Assembly | • | • | | | |
| FS735-15 | 1.5" Flow Sensor Assembly | • | • | | | |
| FS735-20 | 2" Flow Sensor Assembly | • | • | | | |
| FS735-30 | 3" Flow Sensor Assembly | • | • | | | |
| FS735-40 | 4" Flow Sensor Assembly | • | • | | | |
| 3100 | Bridge WiFi Module | | | • | | |
| 3203 | Handheld Remote with batteries | | • | | | |
| 3203-KIT | Handheld Remote with batteries, RF Module with short distance antenna, long range antenna and coaxial cable | | • | | | |
| 3205 | 4 Station Expansion Module | | • | | | |
| 3205-14 | 14 Station Expansion Module | | • | | | |
| 3206 | RF module with short distance antenna | | • | | | |
| 3207 | Extended range antenna kit | | • | | | |
| 3209 | WiFi Hub | | • | | | |
| 3208-HRS | Hardwired Rain Sensor | • | • | • | • | • |
| 3208-HRFS | Hardwired Rain/Freeze Sensor | • | • | • | • | • |
| 3208-WRFS | Wireless Rain/Freeze Sensor and RF Module | • | • | | | |
| 3208-WRFS KIT | Wireless Rain/Freeze Sensor and RF Module | • | • | | | |
| 3208-UWRFS | Universal Wireless Rain/Freeze Sensor | • | • | • | • | |

3203



3205



3207



3208-UWRFS



irrigation controllers

Pump Start Relays

The rain-tight, secure, rustproof enclosure provides a safe, secure housing built to last.

Features

- The Pump Start Relay enclosure is constructed with a corrosion resistant, UV resistant, shockproof material



pump start relays

Models

- | | |
|--|---|
| <p>1510 Coil Specifications 120V AC, 60 Hz Inrush: 35 VA Sealed: 7.0 VA Resistance (±10%): 250 OHMS Mini Coil 24V AC, 50/60 Hz Inrush: 52 mA</p> | <p>Double Pole, Single Throw Inductive: 20 AMP Resistive: 30 AMP Input: 120V AC - up to 2 H.P. UL Rated</p> <p>Sealed: 1.2 VA Resistance (±10%): 155 OHMS</p> |
| <p>1520 Coil Specifications 240V AC, 60 Hz Inrush: 35 VA Sealed: 7.0 VA Resistance (±10%): 1000 OHMS Mini Coil 24V AC, 50/60 Hz Inrush: 52 mA</p> | <p>Double Pole, Single Throw Inductive: 20 AMP Resistive: 30 AMP Input: 240V AC - up to 3 H.P. UL Rated</p> <p>Sealed: 1.2 VA Resistance (±10%): 155 OHMS</p> |
| <p>1521 Coil Specifications 120V AC, 60 Hz Inrush: 42 VA Sealed: 8.5 VA, 3.6 Watts Resistance (±10%): 210 OHMS</p> | <p>Double Pole, Single Throw Inductive: 20 AMP Resistive: 30 AMP Input: 120V AC - up to 3 H.P. 240V AC - up to 3 H.P.</p> |
| <p>1522 Coil Specifications 24V AC, 60 Hz Inrush: 35 VA Sealed: 7 VA, 3 Watts Resistance (±10%): 11 OHMS</p> | <p>Double Pole, Single Throw Inductive: 20 AMP Resistive: 30 AMP Input: 120V AC - up to 3 H.P. 240V AC - up to 3 H.P.</p> |
| <p>1551 Coil Specifications 120V AC, 60 Hz Inrush: 77 VA Sealed: 10 VA, 4 Watts Resistance (±10%): 89.5 OHMS</p> | <p>Double Pole, Single Throw Inductive: 40 AMP Resistive: 50 AMP Input: 120V AC - up to 3 H.P. 240V AC - up to 5 H.P.</p> |
| <p>1552 Coil Specifications 24V AC, 60 Hz Inrush: 60 VA Sealed: 7 VA, 2.3 Watts Resistance (±10%): 5.61 OHMS</p> | <p>Double Pole, Single Throw Inductive: 40 AMP Resistive: 50 AMP Input: 120V AC - up to 3 H.P. 240V AC - up to 5 H.P.</p> |
| <p>1553 Coil Specifications 24V AC, 60 Hz Inrush: 60 VA Sealed: 7 VA, 2.7 Watts Resistance (±10%): 5.61 OHMS</p> | <p>THREE PHASE OPERATION Triple Pole, Single Throw Inductive: 40 AMP Resistive: 50 AMP Input: 120V AC - up to 3 H.P. 240V AC - up to 10 H.P.</p> |

Single Station Controller

Time-tested reliability and safe, rain-tight enclosures.

www.krain.com

Features

2100 MODELS

- 24 hour programmable time dial
- Multiple start times
- Wide variety of timing periods
- "Skip-A-Day" 14 day program

2200 MODELS

- Perfect for nursery and other mist applications
- 10 minute programmable dial
- Wide variety of timing periods
- Multiple start times

2500 MODELS

- Prewired for easy connection of a rainswitch, allowing for manual override of rainswitch from controller face



Models

2100 SINGLE STATION CONTROLLERS

| | | |
|-------------|--|---|
| 2110 | Voltage Input: 110V AC, 60 Hz Output: 110V AC, 60 Hz | Rating Single Pole, Single Throw Relay Rated for up to 1 H.P. |
| 2112 | Voltage Input: 110V AC, 60 Hz Output: 110V AC, 60 Hz | Rating Double Pole, Single Throw Relay Rated for up to 2 H.P. |
| 2114 | Voltage Input: 110V AC, 60 Hz Output: 24V AC, 30 VA | Rating Built-In Transformer |
| 2120 | Voltage Input: 220V AC, 60 Hz Output: 220V AC, 60 Hz | Rating Double Pole, Single Throw Relay Rated for up to 2 H.P. |
| 2124 | Voltage Input: 220V AC, 60 Hz Output: 24V AC, 20 VA | Rating Built-In Transformer |

2200 SHORT DURATION SINGLE STATION CONTROLLERS

| | | |
|-------------|--|--|
| 2210 | Voltage Input: 110V AC, 60 Hz Output: 110V AC, 60 Hz | Rating Relay Rated for up to 1 H.P. |
| 2214 | Voltage Input: 110V AC, 60 Hz Output: 24V AC, 30 VA | Rating Built-In Transformer |

2500 RAINSWITCH-READY CONTROLLERS

| | | |
|-------------|--|---|
| 2510 | Voltage Input: 110V AC, 60 Hz Output: 110V AC, 60 Hz | Rating Double Pole, Single Throw Relay Rated for up to 2 H.P. |
| 2514 | Voltage Input: 110V AC, 60 Hz Output: 24V AC, 30 VA | Rating Built-In Transformer |
| 2520 | Voltage Input: 220V AC, 60 Hz Output: 220V AC, 60 Hz | Rating Double Pole, Single Throw Relay Rated for up to 2 H.P. |

4000 Series Indexing Valve

A reliable, economical way to automate multiple zoned residential and small commercial irrigation systems.

Features

- ABS Polymer Construction – High-strength, non-corrosive body for long product life
- Available in 4 and 6 Outlet Models – Can quickly and easily change from two to six watering zones
- Simplicity of Design – Valves are easily maintained and serviced for long product life
- Operates at a low 10 GPM (38 LPM) flow rate at Pressures of 25-75 PSI (1,7-5,2 bar) – Reliably automates multiple zoned residential and small commercial irrigation or wastewater systems

Models

FOUR OUTLET MODELS

- 4400** No Cam
- 4402** Cammed for 2 Zone Operation
- 4403** Cammed for 3 Zone Operation
- 4404** Cammed for 4 Zone Operation

SIX OUTLET MODELS

- 4600** No Cam
- 4602** Cammed for 2 Zone Operation
- 4603** Cammed for 3 Zone Operation
- 4604** Cammed for 4 Zone Operation
- 4605** Cammed for 5 Zone Operation
- 4606** Cammed for 6 Zone Operation

Other options add to part number:

- RCW** Reclaimed Water Use

*4000 Series Valves are available with 1" inlet and outlet by custom order

Accessories*

- P7005507** Stem/disk Assembly Standard (.029-White) 10 GPM** (38 LPM)
- P7005509** Stem/disk Assembly Light (.025-Blue) 6 GPM (23 LPM)
- P7005511** Stem/disk Assembly Heavy (.032-Red) 15 GPM (57 LPM)

*Color code identified at the bottom of the disk

**Pre-installed

Fast Facts

| | |
|-----------------|---|
| All | Non-Corrosive ABS Polymer |
| | Height: 5 3/4" (14,6 cm) Width: 5 3/4" (14,6 cm) |
| 4 Outlet Models | 1 1/4" x 1 1/4" (3,2 cm x 3,2 cm) |
| 6 Outlet Models | 1 1/4" x 1" (3,2 cm x 2,5 cm) |

Operating Specifications

| 4 OUTLET VALVE | | | | | |
|-----------------|----------------------------|-----|-----|-----|------|
| Flow Rate, GPM | 10 | 20 | 30 | 40 | 50 |
| PSI Loss | 2.0 | 3.0 | 4.5 | 6.4 | 10.0 |
| Pressure Range: | 25-75 PSI (0,7 to 3,4 bar) | | | | |
| Flow Range: | 10-50 GPM (94,6-151,2 LPM) | | | | |

| 6 OUTLET VALVE | | | | |
|-----------------|----------------------------|-----|-----|------|
| Flow Rate, GPM | 10 | 20 | 30 | 40 |
| PSI Loss | 2.5 | 4.5 | 7.5 | 11.5 |
| Pressure Range: | 10-40 PSI (1,7 to 5,2 bar) | | | |
| Flow Range: | 10-40 GPM (0,7-2,8 LPM) | | | |



6000 Series Indexing Valve

The 6000 line of indexing valves offers exceptional reliability and durability even under the dirtiest water conditions.

Features

- Metal Die-Cast Body – Durable, long lasting and capable of high pressure applications
- Available in 4 and 6 Outlet Models – Can quickly and easily change number of watering zones with a cam change
- Simplicity of Design – Valves are easily maintained & serviced for long product life
- Operates at 15 GPM at Pressures of 25–150 PSI – Ideal for pump-fed systems or high-flow city water systems
- Built-in Atmospheric Vacuum Breaker – Releases any vacuum created between the pump and the valve on shut down

Models

FOUR OUTLET MODELS

- 6402** Cammed for 2 Zone Operation
- 6403** Cammed for 3 Zone Operation
- 6404** Cammed for 4 Zone Operation

SIX OUTLET MODELS

- 6605** Cammed for 5 Zone Operation
- 6606** Cammed for 6 Zone Operation

Other options add to part number:

- RCW** Reclaimed Water Use

Accessories*

- P8003050** Stem/disk Assembly Standard Heavy (.032-Red) 15 GPM** (57 LPM)
- P8003051** Stem/disk Assembly Light (.028-White) 10 GPM (38 LPM)
- P8003052** Stem/disk Assembly Extra Light (.025-Blue) 6 GPM (23 LPM)

*Color code identified at the bottom of the disk
 **Pre-installed

Fast Facts

| | |
|--------------------|---|
| Valve Top/Housing: | Die Cast Metal |
| Valve Outlets: | High Strength ABS Polymer |
| Inlet: | Threaded 1 1/2" (3,8 cm) NPT Connection |
| Outlets: | Slip & Glue Connections to 1 1/2" (3,8 cm) PVC Pipe |
| Height: | 7" (17,8) |
| Width: | 8" (20,3) |

Operating Specifications

| 4 OUTLET VALVE | | | | | |
|--|-----|-----|-----|-----|------|
| Flow Rate, GPM | 20 | 40 | 60 | 80 | 100 |
| PSI Loss | 2.5 | 3.5 | 5.0 | 7.5 | 10.0 |
| Pressure Range: 25 - 150 PSI (1,7 to 10,3 bar) | | | | | |
| Flow Range: 15-150 GPM (57-568 LPM) | | | | | |

| 6 OUTLET VALVE | | | | | |
|--|-----|-----|-----|-----|------|
| Flow Rate, GPM | 20 | 40 | 60 | 80 | 100 |
| PSI Loss | 3.0 | 4.0 | 6.0 | 9.0 | 11.0 |
| Pressure Range: 25 - 150 PSI (1,7 to 10,3 bar) | | | | | |
| Flow Range: 15-150 GPM (57-568 LPM) | | | | | |



Reclaimed Water (RCW) Series

Rotors, Sprays and Indexing Valves for Reclaimed Water

K-Rain® is a leading manufacturer of rotors, sprays and distribution valves for the reclaimed water industry.

The K-Rain® RCW series is designed specifically for use on reclaimed water systems. Flexibility in system design, achieved through a wide selection of nozzles, guarantees matched precipitation.

Features

RCW ROTORS

- Heavy Duty Rubber Cover (purple) – Seals out dirt and increases product durability, positively identifies the use of reclaimed water reducing liability. Not available on Mini-Pro
- Accepts Low Angle Nozzle – Ensures the correct trajectory of reclaimed water - Not available on Mini-Pro

RCW INDEXING VALVES

- Available in 4 and 6 Outlet Models – Watering zones can be changed quickly and easily
- 4000 RCW Indexing Valve – Automates multiple zoned residential and small commercial wastewater systems
- 6000 RCW Indexing Valve – Metal die-cast body



Models

Please refer to product pages for individual product model numbers and performance data.

| PRODUCT | PAGE |
|--------------------|------|
| MiniPro® | 04 |
| RPS™ 75 | 08 |
| RPS™ 75i | 10 |
| RPS™ Select | 14 |
| SuperPro® | 16 |
| ProPlus® | 20 |
| ProSport® | 22 |
| Pro-S™ | 28 |
| K-Spray™ | 31 |
| 4000 Series Valves | 70 |
| 6000 Series Valves | 71 |

4000 Series
Indexing Valves



6000 Series
Indexing Valves



Custom Products

Build your brand

Leave a lasting reminder of your company on each job with customized irrigation products. Your logo, phone and/or web address can appear on the products below - FREE - with minimum order requirement AND Premier Contractor membership.



Requirements

Enrollment in the K-Rain Premier Contractor Program is required for first time custom products purchases.

Not a member? Visit: premier.krain.com or use your smartphone camera to scan this code on the opposite page and sign up.

ROTORS (RPS 75, RPS 75I AND SUPERPRO)

- Minimum purchase of one unmixed pallet (1,080 rotors) of RPS 75, RPS 75i or SuperPro rotors from your distributor
- Subsequent purchases will require ½ pallets

LASER-PRINTED CONTROLLER DOORS (PRO EX AND PRO-LC)

- Minimum purchase of one case of controllers from your distributor

PRO-S SPRAY NOZZLE GUARD

- Minimum purchase of one pallet of Pro-S Sprays with Nozzle Guard from your distributor

PRO-S SPRAY TWIST CAP

- Minimum purchase of one pallet of Pro-S Sprays from your distributor

How it works

- Submit your company logo, phone number and/or web address to customerservice@krain.com
- K-Rain will provide a proof for your approval before production begins

Premier Contractor Loyalty Program



Earn cash rebates from your very first purchase.

www.krain.com



K-Rain offers the most generous loyalty program in the industry. The Premier Contractor Program is our way of saying thanks for your business. The program is simple and the rewards great.

Rebates can be redeemed for:

- Distributor credit towards your next purchase of K-Rain products
- Debit cards

As a Premier Contractor you will also receive other benefits of membership to help you build your business

- Free product customization (see page 74 for customizable products)
- Homeowner referrals – leads for installations in your area
- Access to complimentary online marketing tools

Enrollment is easy.

Scan this QR code with your smartphone or tablet and be taken to the online signup page. Or visit www.premier.krain.com.



Join today and begin reaping the rewards!

Design Resources

For irrigation Professionals

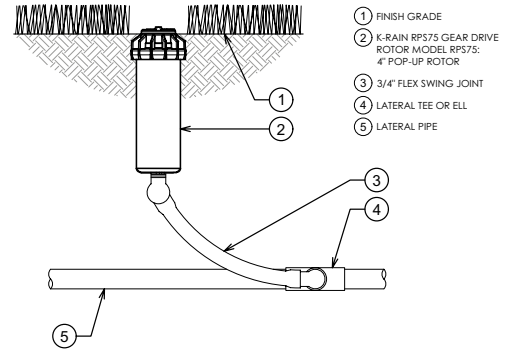
The K-Rain® website, www.krain.com is a resource for product manuals, videos, FAQs and other valuable information. But it also is an online tool for design and installation of our products. Whether you are a landscape architect, irrigation designer or other irrigation professional, K-Rain® has developed libraries to help you quickly find the information you need. Visit the site for CAD detail drawing and irrigation designs for sports fields and more.

CAD DETAIL DRAWINGS

WWW.KRAIN.COM/CAD-DETAIL-DRAWINGS

Lay out your irrigation design effectively and efficiently. We offer 2 file formats for each part number for your convenience. PDF and CAD, or computer-aided design (CAD) for:

- Irrigation Controllers & Rain Sensor
- Rotors
- Pro-ST™ Sprays
- Pro-ST™ Sprays with Rotary Nozzles
- Valves



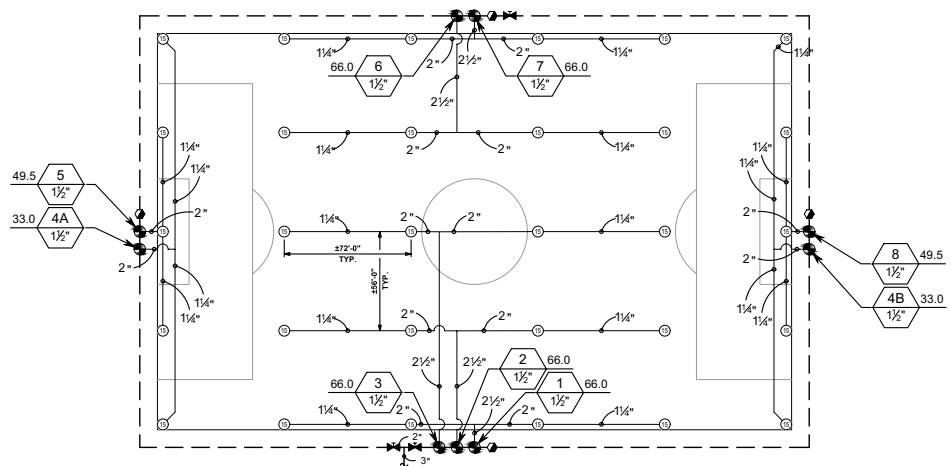
00 K-RAIN RPS75 ROTOR WITH 4\"/>

IRRIGATION DESIGNS FOR SPORTS FIELDS

WWW.KRAIN.COM/SPORTS-FIELD-DESIGN

Our Sports Field Irrigation Designs contain Irrigation Design Criteria for water source and head layouts. There you will find pressure and flow water requirements along with general head spacing by field type. A graphic scale is provided on each field type.

- Baseball
 - Baseball Field-5 Row
- Football
 - Football Field-4 Row
 - Football Field-5 Row
- Little League Field
 - Little League Field-3 Row
- Soccer
 - Soccer Field-5 Row
 - Soccer Field-6 Row (ProSport)
 - Soccer Field-6 Row (RPS75i)
- Tennis
 - Double Tennis Court-3 Row



Conversion Table for U.S. and Metric Systems

| METRIC TO U.S. | | | | |
|----------------------|---|-----------|---|----------------|
| MULTIPLY | | TO OBTAIN | | |
| Millimeters (mm) | x | .03937 | = | inches |
| Centimeters (cm) | x | .3937 | = | inches |
| Meters (m) | x | 39.37 | = | inches |
| Meters (m) | x | 3.281 | = | feet |
| Meters (m) | x | 1.094 | = | yards |
| Kilometers (km) | x | .62137 | = | miles |
| Kilometers (km) | x | 1093.62 | = | yards |
| Kilometers (km) | x | 3280.87 | = | feet |
| Liters (l) | x | 1.0567 | = | quarts (liq.) |
| Liters (l) | x | .2642 | = | gallons (U.S.) |
| Liters (l) | x | .455 | = | pounds |
| Temp. in (C° x 1.80) | + | 32° | = | temp. in F° |

| U.S. TO METRIC | | | | |
|-------------------|---|-----------|---|-------------|
| MULTIPLY | | TO OBTAIN | | |
| Inches (in.) | x | 25.4 | = | millimeters |
| Inches (in.) | x | 2.54 | = | centimeters |
| Inches (in.) | x | .0254 | = | meters |
| Feet (ft.) | x | .3048 | = | meters |
| Yards (yds.) | x | .9144 | = | meters |
| Miles (mi.) | x | 1.6093 | = | kilometers |
| Yards (yds.) | x | .0009143 | = | kilometers |
| Feet (ft.) | x | .0003048 | = | kilometers |
| Quarts (qts.) | x | .945 | = | liters |
| Gallons | x | 3.78 | = | liters |
| Pounds | x | 2.2 | = | liters |
| Temp. in F° - 32° | x | .5666 | = | temp. in C° |

| | | | | |
|---|----------|---------------|----------|--|
| Kilograms per cubic centimeter (kg/cm²) | x | 14.223 | = | Pounds per square inch (P.S.I.) |
| Cubic Foot (cu. ft.) x 28.316 | | | = | Liters (l.) |

| MISCELLANEOUS CONVERSION FACTORS | | | | | |
|----------------------------------|---|---------------------------------|------------------------------------|---|---|
| Feet head (ft. hd.) x .433 | = | Pounds per square inch (P.S.I.) | Calorie x 3.968 | = | British Thermal Unit (B.T.U.) |
| Pounds per square inch x 2.31 | = | Feet head | Foot pounds per second x .7373 | = | Watts |
| Meters x 3.28 | = | Feet head | Kilowatts x 1.34 | = | Horsepower |
| Inches of mercury x1.133 | = | Feet head | Square foot x 144 | = | Square inches |
| U.S. gallons per minute x .1337 | = | Cubic feet per minute | Square yard x 9 | = | Square feet |
| Cubic feet per minute x 7.48 | = | U.S. gallons per minute | Acre x 4.840 | = | Square yards |
| British Imperial gallon x 1.201 | = | U.S. gallons | Acre x 43,560 | = | Square feet |
| Acre inches per hour x 453 | = | G.P.M. | Square mile (section) x 640 | = | Acres |
| Acre foot per day x226 | = | G.P.M. | Mile x 5280 | = | Feet |
| 1,000,000 gallons per day | = | 694 G.P.M. | Cubic yard x 27 | = | Cubic Feet |
| U.S. gallons x .833 | = | British Imperial gallon | Circumference of circe x .3183 | = | Diameter of circle |
| U.S. gallon x 8.336 | = | Pounds | Diameter of circe x 3.1416 | = | Circumference of circle |
| Acre foot x 325,850 | = | U.S. gallons | Diameter of circle squared x .7854 | = | Area of circle |
| Gallons per day x 1,000,000 | = | 694 gallons per minute | Radius of circle squared x 3.1416 | = | Area of circle |
| U.S. gallons x 231 | = | Cubic inches | Cubic Feet per second x 448.8 | = | U.S. gallons per minute |
| Horsepower (H.P.) x 746 | = | Watts | Cubic feet per second | = | Gallons per minute - 449 |
| Horsepower x .746 | = | Kilowatts | Velocity in feet per second | = | $\frac{.408 \times \text{U.S. g.p.m.}}{\text{Diam. of pipe squared}}$ or $\frac{144Q (\text{flow in G.P.M.})}{A1 (\text{Pipe ID}^2)}$ |

Charts

Resistance and Valve Wire Sizing

Resistance Method

REQUIRED INFORMATION

- Actual one-way length of wire between the controllers and at the power source of the controllers and valves
- Allowable voltage loss along the wire circuit
- Accumulative current flowing through the wire section being sized in amperes

RESISTANCE IS CALCULATED USING FORMULA:

$$R = \frac{1000 \times AVL}{2L \times I}$$

R = Maximum Allowable Resistance of wire in ohms per 1000 feet

AVL = Allowable voltage loss

L = Wire length (one way)

I = Inrush current

AVL for controller power wire sizing is calculated by subtracting minimum operating voltage required by the controller from minimum available voltage at power source. AVL for valve wire sizing is calculated by subtracting minimum solenoid operating voltage from controller output voltage. This number will vary depending on the manufacturer and in some cases with line pressure.

Valve Wire Sizing Example:

Given: Distance from the controller to the valve is 1800 ft. Controller output is 24V. The valve has a minimum operating voltage of 20V and an inrush current of 370 mA (0.37Amps).

$$R = \frac{1000 \times 4}{2(1800) \times 0.37} \quad R = \frac{4000}{332} \quad R = 3.00 \text{ ohms/1000 feet}$$

Wire resistance can not exceed 3.00 ohms per 1000 feet. Go to table #1 and select the proper wire size. Since 16 gauge wire has more resistance than 3.00 ohms per 1000 feet, choose 14 gauge wire. Table 2 is a quick reference and is set up to provide maximum wire runs given the information at the bottom of the table.

| WIRE SIZE AWG No. | Resistance at 20° C (68° F) ohms per 1000 Feet |
|----------------------|---|
| 18 | 6.39 |
| 16 | 4.02 |
| 14 | 2.52 |
| 12 | 1.59 |
| 10 | 1.00 |
| 8 | 0.63 |
| 6 | 0.40 |
| 4 | 0.25 |

| GROUND WIRE | CONTROL WIRE | | | | | | |
|-------------|--------------|------|------|------|------|-------|-------|
| | 18 | 16 | 14 | 12 | 10 | 8 | 6 |
| 18 | 850 | 1040 | 1210 | 1350 | 1460 | 1540 | 1590 |
| 16 | 1040 | 1340 | 1650 | 1920 | 2150 | 2330 | 2440 |
| 14 | 1210 | 1650 | 2150 | 2630 | 3080 | 3450 | 3700 |
| 12 | 1350 | 1920 | 2630 | 3390 | 4170 | 4880 | 5400 |
| 10 | 1460 | 2150 | 3080 | 4170 | 5400 | 6670 | 7690 |
| 8 | 1540 | 2330 | 3450 | 4880 | 6670 | 8700 | 10530 |
| 6 | 1590 | 2440 | 3700 | 5400 | 7690 | 10530 | 13330 |

Solenoid: 24VAC, Pressure: 150 PSI, Voltage Drop: 4V, Min. Operating Voltage: 20V, Amperage Peak: .37A

| | (U.S.) | (METRIC) |
|---|--|--|
| Equilateral Triangular Spacing | P.R.= (in/hr) $\frac{(GPM \text{ of } 360) \times 96.25}{(\text{Head Spacing})^2 \times .866}$ | P.R.= (mm/hr) $\frac{m3/hr \text{ of } 360 \times 1000}{m2 \times .866}$ |
| Square/Rectangular Spacing | P.R.= (in/hr) $\frac{(GPM \text{ of } 360) \times 96.25}{\text{Head Spacing} \times \text{Row Spacing}}$ | P.R.= (mm/hr) $\frac{m3/hr \text{ of } 360 \times 1000}{\text{Head Spacing} \times \text{Row Spacing}}$ |
| Square/Rectangular Spacing for Specific Arc | P.R.= (in/hr) $\frac{3460 \times GPM \text{ (for any arc)}}{\text{Degrees of Arc} \times \text{Head Spacing} \times \text{Row Spacing}}$ | P.R.= (mm/hr) $\frac{m3/hr \text{ (for any arc)} \times 1000}{\text{Degrees of Arc} \times \text{Head Spacing} \times \text{Row Spacing}}$ |
| Horsepower | H.P. = $\frac{GPM \times Ft \text{ of Head}}{3,960 \times \text{Pump Efficiency (expressed as a decimal)}}$ | |
| Station Run Time | S.R.T. = (min/wk) $\frac{\text{Total Weekly Req'd (inch/wk)} \times 60 \text{ (min/hr)}}{\text{Precipitation Rate (in/hr)}}$ | S.R.T.= (min/wk) $\frac{\text{Total Weekly Req'd (mm/wk)} \times 60 \text{ (min/hr)}}{\text{Precipitation Rate (mm/hr)}}$ |
| Pipe Velocity | V= (ft/sec) $\frac{0.4085 \times \text{Flow (GPM)}}{(\text{Inside Pipe Diameter in Inches})^2}$ | V= (m/sec) $\frac{1273.24 \times \text{Flow (l/sec)}}{(\text{Inside Pipe Diameter in Millimeters})^2}$ |
| Scheduling Coefficient | S.C.= $\frac{\text{Average Precipitation Rate (in/hr)}}{\text{Lowest Precipitation Rate (in/hr)}}$ | S.C.= $\frac{\text{Average Precipitation Rate (mm/hr)}}{\text{Lowest Precipitation Rate (mm/hr)}}$ |
| Slope | S= $\frac{\text{Rise (Measure of Length)}}{\text{Run (Measure of Length)}}$ | |

PVC Schedule 40 IPS Plastic Pipe

SIZES: 1/2" - 6" **FLOW:** 1 - 600 GPM **PSI LOSS:** Per 100' of tube (PSI/100 FT) **C = 150** (1120, 1220)

| SIZE | 1/2" | | 3/4" | | 1" | | 1 1/4" | | 1 1/2" | | 2" | | 2 1/2" | | 3" | | 4" | | 6" | |
|---------------|--------------|----------|--------------|----------|--------------|----------|--------------|----------|--------------|----------|--------------|----------|--------------|----------|--------------|----------|--------------|----------|--------------|----------|
| OD | 0.840 | | 1.050 | | 1.315 | | 1.660 | | 1.900 | | 2.375 | | 2.875 | | 3.500 | | 4.500 | | 6.625 | |
| ID | 0.622 | | 0.824 | | 1.049 | | 1.380 | | 1.610 | | 2.067 | | 2.469 | | 3.068 | | 4.026 | | 6.065 | |
| WALL THK. | 0.109 | | 0.113 | | 0.133 | | 0.140 | | 0.145 | | 0.154 | | 0.203 | | 0.216 | | 0.237 | | 0.280 | |
| FLOW G. P. M. | Velocity FPS | psi Loss | Velocity FPS | psi Loss | Velocity FPS | psi Loss | Velocity FPS | psi Loss | Velocity FPS | psi Loss | Velocity FPS | psi Loss | Velocity FPS | psi Loss | Velocity FPS | psi Loss | Velocity FPS | psi Loss | Velocity FPS | psi Loss |
| 1 | 1.05 | 0.43 | 0.60 | 0.11 | 0.37 | 0.03 | 0.21 | 0.01 | 0.15 | 0.00 | | | | | | | | | | |
| 2 | 2.11 | 1.55 | 1.20 | 0.39 | 0.74 | 0.12 | 0.42 | 0.03 | 0.31 | 0.02 | 0.19 | 0.00 | | | | | | | | |
| 3 | 3.16 | 3.28 | 1.80 | 0.84 | 1.11 | 0.26 | 0.64 | 0.07 | 0.47 | 0.03 | 0.28 | 0.01 | 0.20 | 0.00 | | | | | | |
| 4 | 4.22 | 5.60 | 2.40 | 1.42 | 1.48 | 0.44 | 0.85 | 0.12 | 0.62 | 0.05 | 0.38 | 0.02 | 0.26 | 0.01 | | | | | | |
| 5 | 5.27 | 8.46 | 3.00 | 2.15 | 1.85 | 0.66 | 1.07 | 0.18 | 0.78 | 0.08 | 0.47 | 0.02 | 0.33 | 0.01 | 0.21 | 0.00 | | | | |
| 6 | 6.33 | 11.86 | 3.60 | 3.02 | 2.22 | 0.93 | 1.28 | 0.25 | 0.94 | 0.12 | 0.57 | 0.03 | 0.40 | 0.01 | 0.26 | 0.01 | | | | |
| 7 | 7.38 | 15.77 | 4.20 | 4.01 | 2.59 | 1.24 | 1.49 | 0.33 | 1.10 | 0.15 | 0.66 | 0.05 | 0.46 | 0.02 | 0.30 | 0.01 | | | | |
| 8 | 8.44 | 20.20 | 4.80 | 5.14 | 2.96 | 1.59 | 1.71 | 0.42 | 1.25 | 0.20 | 0.76 | 0.06 | 0.53 | 0.02 | 0.34 | 0.01 | | | | |
| 9 | 9.49 | 25.12 | 5.40 | 6.39 | 3.33 | 1.97 | 1.92 | 0.52 | 1.41 | 0.25 | 0.85 | 0.07 | 0.60 | 0.03 | 0.39 | 0.01 | | | | |
| 10 | 10.55 | 30.54 | 6.00 | 7.77 | 3.70 | 2.40 | 2.14 | 0.63 | 1.57 | 0.30 | 0.95 | 0.09 | 0.66 | 0.04 | 0.43 | 0.01 | | | | |
| 11 | 11.60 | 36.43 | 6.60 | 9.27 | 4.07 | 2.86 | 2.35 | 0.75 | 1.73 | 0.36 | 1.05 | 0.11 | 0.73 | 0.04 | 0.47 | 0.02 | | | | |
| 12 | 12.65 | 42.80 | 7.21 | 10.89 | 4.44 | 3.36 | 2.57 | 0.89 | 1.88 | 0.42 | 1.14 | 0.12 | 0.80 | 0.05 | 0.52 | 0.02 | 0.30 | 0.00 | | |
| 14 | 14.76 | 56.94 | 8.41 | 14.48 | 5.19 | 4.47 | 2.99 | 1.18 | 2.20 | 0.56 | 1.33 | 0.17 | 0.93 | 0.07 | 0.60 | 0.02 | 0.35 | 0.01 | | |
| 16 | 16.87 | 72.92 | 9.61 | 18.55 | 5.93 | 5.73 | 3.42 | 1.51 | 2.51 | 0.71 | 1.52 | 0.21 | 1.07 | 0.09 | 0.69 | 0.03 | 0.40 | 0.01 | | |
| 18 | 18.98 | 90.69 | 10.81 | 23.07 | 6.67 | 7.13 | 3.85 | 1.88 | 2.83 | 0.89 | 1.71 | 0.26 | 1.20 | 0.11 | 0.78 | 0.04 | 0.45 | 0.01 | | |
| 20 | 21.09 | 110.23 | 12.01 | 28.04 | 7.41 | 8.66 | 4.28 | 2.28 | 3.14 | 1.08 | 1.90 | 0.32 | 1.33 | 0.13 | 0.86 | 0.05 | 0.50 | 0.01 | | |
| 22 | | | 13.21 | 33.45 | 8.15 | 10.33 | 4.71 | 2.72 | 3.46 | 1.29 | 2.10 | 0.38 | 1.47 | 0.16 | 0.95 | 0.06 | 0.55 | 0.01 | | |
| 24 | | | 14.42 | 39.30 | 8.89 | 12.14 | 5.14 | 3.20 | 3.77 | 1.51 | 2.29 | 0.45 | 1.60 | 0.19 | 1.04 | 0.07 | 0.60 | 0.02 | | |
| 26 | | | 15.62 | 45.58 | 9.64 | 14.08 | 5.57 | 3.17 | 4.09 | 1.75 | 2.48 | 0.52 | 1.74 | 0.22 | 1.12 | 0.08 | 0.65 | 0.02 | | |
| 28 | | | 16.82 | 52.28 | 10.38 | 16.15 | 5.99 | 4.25 | 4.40 | 2.01 | 2.67 | 0.60 | 1.87 | 0.25 | 1.21 | 0.09 | 0.70 | 0.02 | | |
| 30 | | | 18.02 | 59.41 | 11.12 | 18.35 | 6.42 | 4.83 | 4.72 | 2.28 | 2.86 | 0.68 | 2.00 | 0.29 | 1.30 | 0.10 | 0.75 | 0.03 | | |
| 35 | | | | | 12.97 | 24.42 | 7.49 | 6.43 | 5.50 | 3.04 | 3.34 | 0.90 | 2.34 | 0.38 | 1.51 | 0.13 | 0.88 | 0.04 | 0.38 | 0.00 |
| 40 | | | | | 14.83 | 31.27 | 8.56 | 8.23 | 6.29 | 3.89 | 3.81 | 1.15 | 2.67 | 0.49 | 1.73 | 0.17 | 1.00 | 0.04 | 0.44 | 0.01 |
| 45 | | | | | 16.68 | 38.89 | 9.64 | 10.24 | 7.08 | 4.84 | 4.29 | 1.43 | 3.01 | 0.60 | 1.95 | 0.21 | 1.13 | 0.06 | 0.49 | 0.01 |
| 50 | | | | | 18.53 | 47.27 | 10.71 | 12.45 | 7.87 | 5.88 | 4.77 | 1.74 | 3.34 | 0.73 | 2.16 | 0.26 | 1.25 | 0.07 | 1.55 | 0.01 |
| 55 | | | | | | | 11.78 | 14.85 | 8.65 | 7.01 | 5.25 | 2.08 | 3.68 | 0.88 | 2.38 | 0.30 | 1.38 | 0.08 | 0.61 | 0.01 |
| 60 | | | | | | | 12.85 | 17.45 | 9.44 | 8.24 | 5.72 | 2.44 | 4.01 | 1.03 | 2.60 | 0.36 | 1.51 | 0.10 | 0.66 | 0.01 |
| 65 | | | | | | | 13.92 | 20.23 | 10.23 | 9.56 | 6.20 | 2.83 | 4.35 | 1.19 | 2.81 | 0.41 | 1.63 | 0.11 | 0.72 | 0.02 |
| 70 | | | | | | | 14.99 | 23.21 | 11.01 | 10.96 | 6.68 | 3.25 | 4.68 | 1.37 | 3.03 | 0.48 | 1.76 | 0.13 | 0.77 | 0.02 |
| 75 | | | | | | | 16.06 | 26.37 | 11.80 | 12.46 | 7.16 | 3.69 | 5.01 | 1.56 | 3.25 | 0.54 | 1.88 | 0.14 | 0.83 | 0.02 |
| 80 | | | | | | | 17.13 | 29.72 | 12.59 | 14.04 | 7.63 | 4.16 | 5.35 | 1.75 | 3.46 | 0.61 | 2.01 | 0.16 | 0.88 | 0.02 |
| 85 | | | | | | | 18.21 | 33.26 | 13.37 | 15.71 | 8.11 | 4.66 | 5.68 | 1.96 | 3.68 | 0.68 | 2.13 | 0.18 | 0.94 | 0.02 |
| 90 | | | | | | | 19.28 | 36.97 | 14.16 | 17.46 | 8.59 | 5.18 | 6.02 | 2.18 | 3.90 | 0.76 | 2.26 | 0.20 | 0.99 | 0.03 |
| 95 | | | | | | | | | 14.95 | 19.30 | 9.07 | 5.72 | 6.35 | 2.41 | 4.11 | 0.84 | 2.39 | 0.22 | 1.05 | 0.03 |
| 100 | | | | | | | | | 15.74 | 21.22 | 9.54 | 6.29 | 6.69 | 2.65 | 4.33 | 0.92 | 2.51 | 0.25 | 1.10 | 0.03 |
| 110 | | | | | | | | | 17.31 | 25.32 | 10.50 | 7.51 | 7.36 | 3.16 | 4.76 | 1.10 | 2.76 | 0.29 | 1.22 | 0.04 |
| 120 | | | | | | | | | 18.88 | 29.75 | 11.45 | 8.82 | 8.03 | 3.72 | 5.20 | 1.29 | 3.02 | 0.34 | 1.33 | 0.05 |
| 130 | | | | | | | | | | | 12.41 | 10.23 | 8.70 | 4.31 | 5.63 | 1.50 | 3.27 | 0.40 | 1.44 | 0.05 |
| 140 | | | | | | | | | | | 13.36 | 11.74 | 9.37 | 4.94 | 6.06 | 1.72 | 3.52 | 0.46 | 1.55 | 0.06 |
| 150 | | | | | | | | | | | 14.32 | 13.33 | 10.03 | 5.62 | 6.50 | 1.95 | 3.77 | 0.52 | 1.66 | 0.07 |
| 160 | | | | | | | | | | | 15.27 | 15.03 | 10.70 | 6.33 | 6.93 | 2.20 | 4.02 | 0.59 | 1.77 | 0.08 |
| 170 | | | | | | | | | | | 16.23 | 16.81 | 11.37 | 7.08 | 7.36 | 2.46 | 4.27 | 0.66 | 1.88 | 0.09 |
| 180 | | | | | | | | | | | 17.18 | 18.69 | 12.04 | 7.87 | 7.80 | 2.74 | 4.53 | 0.73 | 1.99 | 0.10 |
| 190 | | | | | | | | | | | 18.14 | 20.66 | 12.71 | 8.70 | 8.23 | 3.02 | 4.78 | 0.81 | 2.10 | 0.11 |
| 200 | | | | | | | | | | | 19.09 | 22.72 | 13.38 | 9.57 | 8.66 | 3.33 | 5.03 | 0.89 | 2.21 | 0.12 |
| 225 | | | | | | | | | | | | | 15.05 | 11.90 | 9.75 | 4.14 | 5.66 | 1.10 | 2.49 | 0.15 |
| 250 | | | | | | | | | | | | | 16.73 | 14.47 | 10.83 | 5.03 | 6.29 | 1.34 | 2.77 | 0.18 |
| 275 | | | | | | | | | | | | | 18.40 | 17.26 | 11.92 | 6.00 | 6.92 | 1.60 | 3.05 | 0.22 |
| 300 | | | | | | | | | | | | | | | 13.00 | 7.05 | 7.55 | 1.88 | 3.32 | 0.26 |
| 325 | | | | | | | | | | | | | | | 14.08 | 8.17 | 8.18 | 2.18 | 3.60 | 0.30 |
| 350 | | | | | | | | | | | | | | | 15.17 | 9.38 | 8.81 | 2.50 | 3.88 | 0.34 |
| 375 | | | | | | | | | | | | | | | 16.25 | 10.65 | 9.43 | 2.84 | 4.15 | 0.39 |
| 400 | | | | | | | | | | | | | | | 17.33 | 12.01 | 10.06 | 3.20 | 4.43 | 0.44 |
| 425 | | | | | | | | | | | | | | | 18.42 | 13.43 | 10.69 | 3.58 | 4.71 | 0.49 |
| 450 | | | | | | | | | | | | | | | 19.50 | 14.93 | 11.32 | 3.98 | 4.99 | 0.54 |
| 475 | | | | | | | | | | | | | | | | | 11.95 | 4.40 | 5.26 | 0.60 |
| 500 | | | | | | | | | | | | | | | | | 12.58 | 4.84 | 5.54 | 0.66 |
| 550 | | | | | | | | | | | | | | | | | 13.84 | 5.77 | 6.10 | 0.79 |
| 600 | | | | | | | | | | | | | | | | | 15.10 | 6.78 | 6.65 | 0.92 |

Note: Shaded areas of the chart indicate velocities over 5 feet per second (FPS). Use with caution.

Charts

PVC Schedule 80 IPS Plastic Pipe

SIZES: 1/2" – 6" **FLOW:** 1 – 600 GPM **PSI LOSS:** Per 100' of tube (PSI/100 FT) **C =** 150 (1120, 1220)

| SIZE | 1/2" | | 3/4" | | 1" | | 1 1/4" | | 1 1/2" | | 2" | | 2 1/2" | | 3" | | 4" | | 6" | |
|---------------|--------------|----------|--------------|----------|--------------|----------|--------------|----------|--------------|----------|--------------|----------|--------------|----------|--------------|----------|--------------|----------|--------------|----------|
| OD | 0.840 | | 1.050 | | 1.315 | | 1.660 | | 1.900 | | 2.375 | | 2.875 | | 3.500 | | 4.500 | | 6.625 | |
| ID | 0.546 | | 0.742 | | 0.957 | | 1.278 | | 1.500 | | 1.939 | | 2.323 | | 2.900 | | 3.826 | | 5.761 | |
| WALL THK. | 0.147 | | 0.154 | | 0.179 | | 0.191 | | 0.200 | | 0.218 | | 0.276 | | 0.300 | | 0.337 | | 0.432 | |
| FLOW G. P. M. | Velocity FPS | psi Loss | Velocity FPS | psi Loss | Velocity FPS | psi Loss | Velocity FPS | psi Loss | Velocity FPS | psi Loss | Velocity FPS | psi Loss | Velocity FPS | psi Loss | Velocity FPS | psi Loss | Velocity FPS | psi Loss | Velocity FPS | psi Loss |
| 1 | 1.36 | 0.81 | 0.74 | 0.18 | 0.44 | 0.05 | 0.24 | 0.01 | 0.18 | 0.01 | 0.10 | 0.00 | | | | | | | | |
| 2 | 2.73 | 2.92 | 1.48 | 0.66 | 0.89 | 0.19 | 0.49 | 0.05 | 0.36 | 0.02 | 0.21 | 0.01 | 0.15 | 0.00 | | | | | | |
| 3 | 4.10 | 6.19 | 2.22 | 1.39 | 1.33 | 0.40 | 0.74 | 0.10 | 0.54 | 0.05 | 0.32 | 0.01 | 0.22 | 0.01 | | | | | | |
| 4 | 5.47 | 10.54 | 2.96 | 2.37 | 1.78 | 0.69 | 0.99 | 0.17 | 0.72 | 0.08 | 0.43 | 0.02 | 0.30 | 0.01 | | | | | | |
| 5 | 6.84 | 15.93 | 3.70 | 3.58 | 2.22 | 1.04 | 1.24 | 0.25 | 0.90 | 0.12 | 0.54 | 0.03 | 0.37 | 0.01 | 0.24 | 0.00 | | | | |
| 6 | 8.21 | 22.33 | 4.44 | 5.02 | 2.67 | 1.46 | 1.49 | 0.36 | 1.08 | 0.16 | 0.65 | 0.05 | 0.45 | 0.02 | 0.29 | 0.01 | | | | |
| 7 | 9.58 | 29.71 | 5.18 | 6.68 | 3.11 | 1.94 | 1.74 | 0.47 | 1.26 | 0.22 | 0.75 | 0.06 | 0.52 | 0.03 | 0.33 | 0.01 | | | | |
| 8 | 10.94 | 38.05 | 5.92 | 8.56 | 3.56 | 2.48 | 1.99 | 0.61 | 1.45 | 0.28 | 0.86 | 0.08 | 0.60 | 0.03 | 0.38 | 0.01 | | | | |
| 9 | 12.31 | 47.33 | 6.66 | 10.64 | 4.00 | 3.09 | 2.24 | 0.76 | 1.63 | 0.35 | 0.97 | 0.10 | 0.68 | 0.04 | 0.43 | 0.01 | | | | |
| 10 | 13.68 | 57.52 | 7.41 | 12.93 | 4.45 | 3.75 | 2.49 | 0.92 | 1.81 | 0.42 | 1.08 | 0.12 | 0.75 | 0.05 | 0.48 | 0.02 | 0.27 | 0.00 | | |
| 11 | 15.05 | 68.63 | 8.15 | 15.43 | 4.90 | 4.47 | 2.74 | 1.10 | 1.99 | 0.50 | 1.19 | 0.14 | 0.83 | 0.06 | 0.53 | 0.02 | 0.30 | 0.01 | | |
| 12 | 16.42 | 80.63 | 8.89 | 18.13 | 5.34 | 5.26 | 2.99 | 1.29 | 2.17 | 0.59 | 1.30 | 0.17 | 0.90 | 0.07 | 0.58 | 0.02 | 0.33 | 0.01 | | |
| 14 | | | 10.37 | 24.12 | 6.23 | 6.99 | 3.49 | 1.71 | 2.53 | 0.79 | 1.51 | 0.23 | 1.05 | 0.09 | 0.67 | 0.03 | 0.39 | 0.01 | | |
| 16 | | | 11.85 | 30.88 | 7.12 | 8.95 | 3.99 | 2.19 | 2.90 | 1.01 | 1.73 | 0.29 | 1.20 | 0.12 | 0.77 | 0.04 | 0.44 | 0.01 | | |
| 18 | | | 13.33 | 38.41 | 8.01 | 11.14 | 4.49 | 2.73 | 3.26 | 1.26 | 1.95 | 0.36 | 1.36 | 0.15 | 0.87 | 0.05 | 0.50 | 0.01 | | |
| 20 | | | 14.82 | 46.69 | 8.90 | 13.54 | 4.99 | 3.31 | 3.62 | 1.52 | 2.17 | 0.44 | 1.51 | 0.18 | 0.97 | 0.06 | 0.55 | 0.02 | | |
| 22 | | | 16.30 | 55.70 | 9.80 | 16.15 | 5.49 | 3.95 | 3.98 | 1.81 | 2.38 | 0.52 | 1.66 | 0.22 | 1.06 | 0.07 | 0.61 | 0.02 | | |
| 24 | | | 17.78 | 65.44 | 10.69 | 18.97 | 5.99 | 4.64 | 4.35 | 2.13 | 2.60 | 0.61 | 1.81 | 0.25 | 1.16 | 0.09 | 0.66 | 0.02 | | |
| 26 | | | 19.26 | 75.90 | 11.58 | 22.01 | 6.49 | 5.39 | 4.71 | 2.47 | 2.82 | 0.71 | 1.96 | 0.29 | 1.26 | 0.10 | 0.72 | 0.03 | | |
| 28 | | | 12.47 | 25.24 | 6.99 | 6.18 | 5.07 | 2.83 | 3.03 | 0.81 | 2.11 | 0.34 | 1.35 | 0.11 | 0.78 | 0.03 | | | | |
| 30 | | | | | 13.36 | 28.69 | 7.49 | 7.02 | 5.43 | 3.22 | 3.25 | 0.92 | 2.26 | 0.38 | 1.45 | 0.13 | 0.83 | 0.03 | 0.36 | 0.00 |
| 35 | | | | | 15.59 | 38.16 | 8.74 | 9.34 | 6.34 | 4.29 | 3.79 | 1.23 | 2.64 | 0.51 | 1.69 | 0.17 | 0.97 | 0.05 | 0.43 | 0.01 |
| 40 | | | | | 17.81 | 48.87 | 9.99 | 11.96 | 7.25 | 5.49 | 4.34 | 1.57 | 3.02 | 0.65 | 1.94 | 0.22 | 1.11 | 0.06 | 0.49 | 0.01 |
| 45 | | | | | | | 11.24 | 14.88 | 8.16 | 6.83 | 4.88 | 1.96 | 3.40 | 0.81 | 2.18 | 0.28 | 1.25 | 0.07 | 0.55 | 0.01 |
| 50 | | | | | | | 12.49 | 18.09 | 9.06 | 8.30 | 5.42 | 2.38 | 3.78 | 0.99 | 2.42 | 0.34 | 1.39 | 0.09 | 0.61 | 0.01 |
| 55 | | | | | | | 13.73 | 21.58 | 9.97 | 9.90 | 5.96 | 2.84 | 4.15 | 1.18 | 2.66 | 0.40 | 1.53 | 0.10 | 0.67 | 0.01 |
| 60 | | | | | | | 14.98 | 25.35 | 10.87 | 11.63 | 6.51 | 3.33 | 4.53 | 1.38 | 2.91 | 0.47 | 1.67 | 0.12 | 0.73 | 0.02 |
| 65 | | | | | | | 16.23 | 29.40 | 11.78 | 13.49 | 7.05 | 3.87 | 4.91 | 1.61 | 3.15 | 0.55 | 1.81 | 0.14 | 0.79 | 0.02 |
| 70 | | | | | | | 17.48 | 33.72 | 12.69 | 15.47 | 7.59 | 4.44 | 5.29 | 1.84 | 3.39 | 0.63 | 1.95 | 0.16 | 0.86 | 0.02 |
| 75 | | | | | | | 18.73 | 38.32 | 13.59 | 17.58 | 8.13 | 5.04 | 5.67 | 2.09 | 3.63 | 0.71 | 2.09 | 0.18 | 0.92 | 0.03 |
| 80 | | | | | | | 19.98 | 43.19 | 14.50 | 19.81 | 8.68 | 5.68 | 6.04 | 2.36 | 3.88 | 0.80 | 2.22 | 0.21 | 0.98 | 0.03 |
| 85 | | | | | | | | | 15.41 | 22.16 | 9.22 | 6.36 | 6.42 | 2.63 | 4.12 | 0.90 | 2.36 | 0.23 | 1.04 | 0.03 |
| 90 | | | | | | | | | 16.32 | 24.64 | 9.76 | 7.07 | 6.80 | 2.93 | 4.36 | 1.00 | 2.50 | 0.26 | 1.10 | 0.04 |
| 95 | | | | | | | | | 17.22 | 27.23 | 10.30 | 7.81 | 7.18 | 3.24 | 4.60 | 1.10 | 2.64 | 0.29 | 1.16 | 0.04 |
| 100 | | | | | | | | | 18.13 | 29.95 | 10.85 | 8.59 | 7.56 | 3.57 | 4.85 | 1.21 | 2.78 | 0.31 | 1.22 | 0.04 |
| 110 | | | | | | | | | 19.94 | 35.73 | 11.93 | 10.25 | 8.31 | 4.25 | 5.33 | 1.45 | 3.06 | 0.38 | 1.35 | 0.05 |
| 120 | | | | | | | | | | | 13.02 | 12.04 | 9.07 | 5.00 | 5.82 | 1.70 | 3.34 | 0.44 | 1.47 | 0.06 |
| 130 | | | | | | | | | | | 14.10 | 13.96 | 9.82 | 5.60 | 6.30 | 1.97 | 3.62 | 0.51 | 1.59 | 0.07 |
| 140 | | | | | | | | | | | 15.19 | 16.02 | 10.58 | 6.65 | 6.79 | 2.27 | 3.90 | 0.59 | 1.72 | 0.08 |
| 150 | | | | | | | | | | | 16.27 | 18.20 | 11.34 | 7.56 | 7.27 | 2.57 | 4.18 | 0.67 | 1.84 | 0.09 |
| 160 | | | | | | | | | | | 17.36 | 20.51 | 12.09 | 8.51 | 7.76 | 2.89 | 4.45 | 0.75 | 1.96 | 0.10 |
| 170 | | | | | | | | | | | 18.44 | 22.95 | 12.85 | 9.53 | 8.24 | 3.24 | 4.73 | 0.84 | 2.08 | 0.11 |
| 180 | | | | | | | | | | | 19.53 | 25.51 | 13.60 | 10.59 | 8.73 | 3.60 | 5.01 | 0.93 | 2.21 | 0.13 |
| 190 | | | | | | | | | | | | | 14.36 | 11.71 | 9.21 | 3.98 | 5.29 | 1.03 | 2.33 | 0.14 |
| 200 | | | | | | | | | | | | | 15.12 | 12.87 | 9.70 | 4.37 | 5.57 | 1.14 | 2.45 | 0.16 |
| 225 | | | | | | | | | | | | | 17.01 | 16.01 | 10.91 | 5.44 | 6.27 | 1.41 | 2.76 | 0.19 |
| 250 | | | | | | | | | | | | | 18.90 | 19.46 | 12.12 | 6.61 | 6.96 | 1.72 | 3.07 | 0.23 |
| 275 | | | | | | | | | | | | | | | 13.34 | 7.89 | 7.66 | 2.05 | 3.38 | 0.28 |
| 300 | | | | | | | | | | | | | | | 14.55 | 9.27 | 8.36 | 2.41 | 3.68 | 0.33 |
| 325 | | | | | | | | | | | | | | | 15.76 | 10.75 | 9.05 | 2.79 | 3.99 | 0.38 |
| 350 | | | | | | | | | | | | | | | 16.97 | 12.33 | 9.75 | 3.20 | 4.30 | 0.44 |
| 375 | | | | | | | | | | | | | | | 18.19 | 14.01 | 10.45 | 3.64 | 4.60 | 0.50 |
| 400 | | | | | | | | | | | | | | | 19.40 | 15.79 | 11.14 | 4.10 | 4.91 | 0.56 |
| 425 | | | | | | | | | | | | | | | | | 11.84 | 4.59 | 5.22 | 0.63 |
| 450 | | | | | | | | | | | | | | | | | 12.54 | 5.10 | 5.53 | 0.70 |
| 475 | | | | | | | | | | | | | | | | | 13.23 | 5.64 | 5.83 | 0.77 |
| 500 | | | | | | | | | | | | | | | | | 13.93 | 6.20 | 6.14 | 0.85 |
| 550 | | | | | | | | | | | | | | | | | 15.32 | 7.40 | 6.76 | 1.01 |
| 600 | | | | | | | | | | | | | | | | | 16.72 | 8.69 | 7.37 | 1.19 |

Note: Shaded areas of the chart indicate velocities over 5 feet per second (FPS). Use with caution.

Velocity of flow rate values are computed from the general equation $V = .408 Q/d^2$

Friction pressure loss values are computed from the equation $[hf = 0.2083 (100/C) 1.852 Q^{1.852}/d^{4.868}] \times 4.33$ for psi loss per 100' of pipe.

PVC Class 125 IPS Plastic Pipe

SIZES: 1" – 6" **FLOW:** 1 – 600 GPM **PSI LOSS:** Per 100' of tube (PSI/100 FT) **C = 150** (1120, 1220) SDR 32.5

| SIZE | 1" | | 1 1/4" | | 1 1/2" | | 2" | | 2 1/2" | | 3" | | 4" | | 6" | |
|---------------|--------------|----------|--------------|----------|--------------|----------|--------------|----------|--------------|----------|--------------|----------|--------------|----------|--------------|----------|
| OD | 1.315 | 1.660 | 1.900 | 2.375 | 2.875 | 3.500 | 4.500 | 6.625 | | | | | | | | |
| ID | 1.211 | 1.548 | 1.784 | 2.229 | 2.699 | 3.284 | 4.224 | 6.217 | | | | | | | | |
| WALL THK. | 0.052 | 0.056 | 0.058 | 0.073 | 0.088 | 0.108 | 0.138 | 0.204 | | | | | | | | |
| FLOW G. P. M. | Velocity FPS | psi Loss | Velocity FPS | psi Loss | Velocity FPS | psi Loss | Velocity FPS | psi Loss | Velocity FPS | psi Loss | Velocity FPS | psi Loss | Velocity FPS | psi Loss | Velocity FPS | psi Loss |
| 1 | 0.27 | 0.02 | 0.17 | 0.01 | 0.12 | 0.00 | | | | | | | | | | |
| 2 | 0.55 | 0.06 | 0.34 | 0.02 | 0.25 | 0.01 | 0.16 | 0.00 | | | | | | | | |
| 3 | 0.83 | 0.13 | 0.51 | 0.04 | 0.38 | 0.02 | 0.24 | 0.01 | | | | | | | | |
| 4 | 1.11 | 0.22 | 0.68 | 0.07 | 0.51 | 0.03 | 0.32 | 0.01 | 0.22 | 0.00 | | | | | | |
| 5 | 1.39 | 0.33 | 0.85 | 0.10 | 0.64 | 0.05 | 0.41 | 0.02 | 0.28 | 0.01 | | | | | | |
| 6 | 1.66 | 0.46 | 1.02 | 0.14 | 0.76 | 0.07 | 0.49 | 0.02 | 0.33 | 0.01 | | | | | | |
| 7 | 1.94 | 0.62 | 1.19 | 0.19 | 0.89 | 0.09 | 0.57 | 0.03 | 0.39 | 0.01 | 0.26 | 0.00 | | | | |
| 8 | 2.22 | 0.79 | 1.36 | 0.24 | 1.02 | 0.12 | 0.65 | 0.04 | 0.44 | 0.02 | 0.30 | 0.01 | | | | |
| 9 | 2.50 | 0.98 | 1.53 | 0.30 | 1.15 | 0.15 | 0.73 | 0.05 | 0.50 | 0.02 | 0.34 | 0.01 | | | | |
| 10 | 2.78 | 1.19 | 1.70 | 0.36 | 1.28 | 0.18 | 0.82 | 0.06 | 0.56 | 0.02 | 0.37 | 0.01 | | | | |
| 11 | 3.06 | 1.42 | 1.87 | 0.43 | 1.41 | 0.22 | 0.90 | 0.07 | 0.61 | 0.03 | 0.41 | 0.01 | | | | |
| 12 | 3.33 | 1.67 | 2.04 | 0.51 | 1.53 | 0.25 | 0.98 | 0.09 | 0.67 | 0.03 | 0.45 | 0.01 | 0.27 | 0.00 | | |
| 14 | 3.89 | 2.22 | 2.38 | 0.67 | 1.79 | 0.34 | 1.14 | 0.11 | 0.78 | 0.05 | 0.52 | 0.02 | 0.32 | 0.01 | | |
| 16 | 4.45 | 2.85 | 2.72 | 0.86 | 2.05 | 0.43 | 1.31 | 0.15 | 0.89 | 0.06 | 0.60 | 0.02 | 0.36 | 0.01 | | |
| 18 | 5.00 | 3.54 | 3.06 | 1.07 | 2.30 | 0.54 | 1.47 | 0.18 | 1.00 | 0.07 | 0.68 | 0.03 | 0.41 | 0.01 | | |
| 20 | 5.56 | 4.31 | 3.40 | 1.30 | 2.56 | 0.65 | 1.64 | 0.22 | 1.12 | 0.09 | 0.75 | 0.03 | 0.45 | 0.01 | | |
| 22 | 6.12 | 5.14 | 3.74 | 1.56 | 2.82 | 0.78 | 1.80 | 0.26 | 1.23 | 0.10 | 0.83 | 0.04 | 0.50 | 0.01 | | |
| 24 | 6.67 | 6.04 | 4.08 | 1.83 | 3.07 | 0.92 | 1.97 | 0.31 | 1.34 | 0.12 | 0.90 | 0.05 | 0.54 | 0.01 | | |
| 26 | 7.23 | 7.00 | 4.42 | 2.12 | 3.33 | 1.06 | 2.13 | 0.36 | 1.45 | 0.14 | 0.98 | 0.05 | 0.59 | 0.02 | | |
| 28 | 7.78 | 8.03 | 4.76 | 2.43 | 3.58 | 1.22 | 2.29 | 0.41 | 1.56 | 0.16 | 1.05 | 0.06 | 0.644 | 0.02 | | |
| 30 | 8.34 | 9.13 | 5.10 | 2.76 | 3.84 | 1.39 | 2.46 | 0.47 | 1.68 | 0.18 | 1.13 | 0.07 | 0.68 | 0.02 | | |
| 35 | 9.73 | 12.14 | 5.95 | 3.68 | 4.48 | 1.84 | 2.87 | 0.62 | 1.96 | 0.25 | 1.32 | 0.09 | 0.80 | 0.03 | 0.36 | 0.00 |
| 40 | 11.12 | 15.55 | 6.81 | 4.71 | 5.12 | 2.36 | 3.28 | 0.80 | 2.24 | 0.31 | 1.51 | 0.12 | 0.91 | 0.04 | 0.42 | 0.01 |
| 45 | 12.51 | 19.34 | 7.66 | 5.86 | 5.76 | 2.94 | 3.69 | 0.99 | 2.52 | 0.39 | 1.70 | 0.15 | 1.02 | 0.04 | 0.47 | 0.01 |
| 50 | 13.91 | 23.50 | 8.51 | 7.12 | 6.40 | 3.57 | 4.10 | 1.21 | 2.80 | 0.48 | 1.89 | 0.18 | 1.14 | 0.05 | 0.52 | 0.01 |
| 55 | 15.30 | 28.04 | 9.36 | 8.49 | 7.05 | 4.26 | 4.51 | 1.44 | 3.08 | 0.57 | 2.08 | 0.22 | 1.25 | 0.06 | 0.58 | 0.01 |
| 60 | 16.69 | 32.94 | 10.21 | 9.98 | 7.69 | 5.00 | 4.92 | 1.69 | 3.36 | 0.67 | 2.26 | 0.26 | 1.37 | 0.085 | 0.63 | 0.01 |
| 65 | 18.08 | 38.21 | 11.06 | 11.57 | 8.33 | 5.80 | 5.33 | 1.96 | 3.64 | 0.77 | 2.45 | 0.30 | 1.48 | 0.09 | 0.68 | 0.01 |
| 70 | 19.47 | 43.83 | 11.91 | 13.27 | 8.97 | 6.65 | 5.74 | 2.25 | 3.92 | 0.89 | 2.64 | 0.34 | 1.60 | 0.10 | 0.73 | 0.02 |
| 75 | | | 12.76 | 15.08 | 9.61 | 7.56 | 6.15 | 2.56 | 4.20 | 1.01 | 2.83 | 0.39 | 1.71 | 0.11 | 0.79 | 0.02 |
| 80 | | | 13.62 | 17.00 | 10.25 | 8.52 | 6.56 | 2.88 | 4.48 | 1.14 | 3.02 | 0.44 | 1.82 | 0.13 | 0.84 | 0.02 |
| 85 | | | 14.47 | 19.02 | 10.89 | 9.53 | 6.98 | 3.23 | 4.76 | 1.27 | 3.21 | 0.49 | 1.94 | 0.14 | 0.89 | 0.02 |
| 90 | | | 15.32 | 21.14 | 11.53 | 10.60 | 7.39 | 3.59 | 5.04 | 1.41 | 3.40 | 0.54 | 2.05 | 0.16 | 0.95 | 0.02 |
| 95 | | | 16.17 | 23.37 | 12.17 | 11.71 | 7.80 | 3.96 | 5.32 | 1.56 | 3.59 | 0.60 | 2.17 | 0.18 | 1.00 | 0.03 |
| 100 | | | 17.02 | 25.69 | 12.81 | 12.88 | 8.21 | 4.36 | 5.60 | 1.72 | 3.78 | 0.66 | 2.28 | 0.19 | 1.05 | 0.03 |
| 110 | | | 18.72 | 3.65 | 14.10 | 15.37 | 9.03 | 5.20 | 6.16 | 2.05 | 4.16 | 0.79 | 2.51 | 0.23 | 1.16 | 0.04 |
| 120 | | | | | 15.38 | 18.06 | 9.85 | 6.11 | 6.72 | 2.41 | 4.53 | 0.93 | 2.74 | 0.27 | 1.26 | 0.04 |
| 130 | | | | | 16.66 | 20.94 | 10.67 | 7.09 | 7.28 | 2.79 | 4.91 | 1.08 | 2.97 | 0.32 | 1.37 | 0.05 |
| 140 | | | | | 17.94 | 24.02 | 11.49 | 8.13 | 7.84 | 3.20 | 5.29 | 1.23 | 3.20 | 0.36 | 1.47 | 0.06 |
| 150 | | | | | 19.22 | 27.30 | 12.31 | 9.24 | 8.40 | 3.64 | 5.67 | 1.40 | 3.43 | 0.41 | 1.58 | 0.06 |
| 160 | | | | | | | 13.13 | 10.41 | 8.96 | 4.10 | 6.05 | 1.58 | 3.65 | 0.46 | 1.68 | 0.07 |
| 170 | | | | | | | 13.96 | 11.65 | 9.52 | 4.59 | 6.43 | 1.77 | 3.88 | 0.52 | 1.79 | 0.08 |
| 180 | | | | | | | 14.78 | 12.95 | 10.08 | 5.10 | 6.80 | 1.96 | 4.11 | 0.58 | 1.90 | 0.09 |
| 190 | | | | | | | 15.60 | 14.31 | 10.64 | 5.64 | 7.18 | 2.17 | 4.34 | 0.64 | 2.00 | 0.10 |
| 200 | | | | | | | 16.42 | 15.74 | 11.20 | 6.20 | 7.56 | 2.39 | 4.57 | 0.70 | 2.11 | 0.11 |
| 225 | | | | | | | 18.47 | 19.57 | 12.60 | 7.72 | 8.51 | 2.97 | 5.14 | 0.87 | 2.37 | 0.13 |
| 250 | | | | | | | | | 14.00 | 9.38 | 9.45 | 3.61 | 5.71 | 1.06 | 2.63 | 0.16 |
| 275 | | | | | | | | | 15.40 | 11.19 | 10.40 | 4.31 | 6.28 | 1.27 | 2.90 | 0.19 |
| 300 | | | | | | | | | 16.80 | 13.15 | 11.34 | 5.06 | 6.86 | 1.49 | 3.16 | 0.23 |
| 325 | | | | | | | | | 18.20 | 15.25 | 12.29 | 5.87 | 7.43 | 1.72 | 3.43 | 0.26 |
| 350 | | | | | | | | | 19.60 | 17.49 | 13.24 | 6.73 | 8.00 | 1.98 | 3.69 | 0.30 |
| 375 | | | | | | | | | | | 14.18 | 7.65 | 8.57 | 2.25 | 3.95 | 0.34 |
| 400 | | | | | | | | | | | 15.13 | 8.62 | 9.14 | 2.53 | 4.22 | 0.39 |
| 425 | | | | | | | | | | | 16.07 | 9.65 | 9.71 | 2.83 | 4.48 | 0.43 |
| 450 | | | | | | | | | | | 17.02 | 10.72 | 10.29 | 3.15 | 4.75 | 0.48 |
| 475 | | | | | | | | | | | 17.96 | 11.85 | 10.86 | 3.48 | 5.01 | 0.53 |
| 500 | | | | | | | | | | | 18.91 | 13.03 | 11.43 | 3.83 | 5.27 | 0.58 |
| 550 | | | | | | | | | | | | | 12.57 | 4.57 | 5.80 | 0.70 |
| 600 | | | | | | | | | | | | | 13.72 | 5.37 | 6.33 | 0.82 |

Note: Shaded areas of the chart indicate velocities over 5 feet per second (FPS). Use with caution.

Charts

PVC Class 160 IPS Plastic Pipe

SIZES: 1" - 6" **FLOW:** 1 - 600 GPM **PSI LOSS:** Per 100' of tube (PSI/100 FT) **C = 150** (1120, 1220) SDR 26

| SIZE | 1" | | 1 1/4" | | 1 1/2" | | 2" | | 2 1/2" | | 3" | | 4" | | 6" | |
|---------------|--------------|----------|--------------|----------|--------------|----------|--------------|----------|--------------|----------|--------------|----------|--------------|----------|--------------|----------|
| OD | 1.315 | 1.660 | 1.900 | 2.375 | 2.875 | 3.500 | 4.500 | 6.625 | | | | | | | | |
| ID | 1.195 | 1.532 | 1.754 | 2.193 | 2.655 | 3.230 | 4.154 | 6.115 | | | | | | | | |
| WALL THK. | 0.060 | 0.064 | 0.073 | 0.091 | 0.110 | 0.135 | 0.173 | 0.225 | | | | | | | | |
| FLOW G. P. M. | Velocity FPS | psi Loss | Velocity FPS | psi Loss | Velocity FPS | psi Loss | Velocity FPS | psi Loss | Velocity FPS | psi Loss | Velocity FPS | psi Loss | Velocity FPS | psi Loss | Velocity FPS | psi Loss |
| 1 | 0.28 | 0.02 | 0.17 | 0.01 | 0.13 | 0.00 | | | | | | | | | | |
| 2 | 0.57 | 0.06 | 0.34 | 0.02 | 0.26 | 0.01 | 0.16 | 0.00 | | | | | | | | |
| 3 | 0.85 | 0.14 | 0.52 | 0.04 | 0.39 | 0.02 | 0.25 | 0.01 | | | | | | | | |
| 4 | 1.14 | 0.23 | 0.69 | 0.07 | 0.53 | 0.04 | 0.33 | 0.01 | 0.23 | 0.00 | | | | | | |
| 5 | 1.42 | 0.35 | 0.86 | 0.11 | 0.66 | 0.05 | 0.42 | 0.02 | 0.28 | 0.01 | | | | | | |
| 6 | 1.71 | 0.49 | 1.04 | 0.15 | 0.79 | 0.08 | 0.50 | 0.03 | 0.34 | 0.01 | 0.20 | 0.00 | | | | |
| 7 | 1.99 | 0.66 | 1.21 | 0.20 | 0.92 | 0.10 | 0.59 | 0.03 | 0.40 | 0.01 | 0.27 | 0.01 | | | | |
| 8 | 2.28 | 0.84 | 1.39 | 0.25 | 1.06 | 0.13 | 0.67 | 0.04 | 0.46 | 0.02 | 0.31 | 0.01 | | | | |
| 9 | 2.57 | 1.05 | 1.56 | 0.31 | 1.19 | 0.16 | 0.76 | 0.05 | 0.52 | 0.02 | 0.35 | 0.01 | | | | |
| 10 | 2.85 | 1.27 | 1.73 | 0.38 | 1.32 | 0.20 | 0.84 | 0.07 | 0.57 | 0.03 | 0.39 | 0.01 | | | | |
| 11 | 3.14 | 1.52 | 1.91 | 0.45 | 1.45 | 0.23 | 0.93 | 0.08 | 0.63 | 0.03 | 0.43 | 0.01 | | | | |
| 12 | 3.42 | 1.78 | 2.085 | 0.53 | 1.59 | 0.28 | 1.01 | 0.09 | 0.69 | 0.04 | 0.46 | 0.01 | 0.28 | 0.00 | | |
| 14 | 3.99 | 2.37 | 2.43 | 0.71 | 1.85 | 0.37 | 1.18 | 0.12 | 0.81 | 0.05 | 0.54 | 0.02 | 0.33 | 0.01 | | |
| 16 | 4.57 | 3.04 | 2.78 | 0.91 | 2.12 | 0.47 | 1.35 | 0.16 | 0.92 | 0.06 | 0.62 | 0.02 | 0.37 | 0.01 | | |
| 18 | 5.14 | 3.78 | 3.12 | 1.13 | 2.38 | 0.58 | 1.52 | 0.20 | 1.04 | 0.08 | 0.70 | 0.03 | 0.42 | 0.01 | | |
| 20 | 5.71 | 4.59 | 3.47 | 1.37 | 2.65 | 0.71 | 1.69 | 0.24 | 1.15 | 0.09 | 0.78 | 0.04 | 0.47 | 0.01 | | |
| 22 | 6.28 | 5.48 | 3.82 | 1.64 | 2.91 | 0.85 | 1.86 | 0.29 | 1.27 | 0.11 | 0.86 | 0.04 | 0.52 | 0.01 | | |
| 24 | 6.85 | 6.44 | 4.17 | 1.92 | 3.18 | 1.00 | 2.03 | 0.34 | 1.38 | 0.13 | 0.93 | 0.05 | 0.56 | 0.02 | | |
| 26 | 7.42 | 7.47 | 4.51 | 2.23 | 3.44 | 1.15 | 2.20 | 0.39 | 1.50 | 0.15 | 1.01 | 0.06 | 0.61 | 0.02 | | |
| 28 | 7.99 | 8.57 | 4.86 | 2.56 | 3.71 | 1.32 | 2.37 | 0.45 | 1.62 | 0.18 | 1.09 | 0.07 | 0.66 | 0.02 | | |
| 30 | 8.57 | 9.74 | 5.21 | 2.91 | 3.97 | 1.50 | 2.54 | 0.51 | 1.73 | 0.20 | 1.17 | 0.08 | 0.70 | 0.02 | | |
| 35 | 9.99 | 12.95 | 6.08 | 3.87 | 4.64 | 2.00 | 2.96 | 0.68 | 2.02 | 0.27 | 1.36 | 0.10 | 0.82 | 0.03 | 0.38 | 0.00 |
| 40 | 11.42 | 16.59 | 6.95 | 4.95 | 5.30 | 2.56 | 3.39 | 0.86 | 2.31 | 0.34 | 1.56 | 0.13 | 0.94 | 0.04 | 0.43 | 0.01 |
| 45 | 12.85 | 20.63 | 7.82 | 6.16 | 5.96 | 3.19 | 3.81 | 1.08 | 2.60 | 0.42 | 1.75 | 0.16 | 1.06 | 0.05 | 0.49 | 0.01 |
| 50 | 14.28 | 25.07 | 8.69 | 7.49 | 6.63 | 3.88 | 4.24 | 1.31 | 2.89 | 0.52 | 1.95 | 0.20 | 1.18 | 0.06 | 0.54 | 0.01 |
| 55 | 15.71 | 29.91 | 9.56 | 8.93 | 7.29 | 4.62 | 4.66 | 1.56 | 3.18 | 0.62 | 2.15 | 0.24 | 1.30 | 0.07 | 0.60 | 0.01 |
| 60 | 17.14 | 35.14 | 10.43 | 10.49 | 7.95 | 5.43 | 5.09 | 1.83 | 3.47 | 0.72 | 2.34 | 0.28 | 1.41 | 0.08 | 0.65 | 0.01 |
| 65 | 18.57 | 40.67 | 11.29 | 12.17 | 8.62 | 6.30 | 5.51 | 2.12 | 3.76 | 0.84 | 2.54 | 0.32 | 1.53 | 0.09 | 0.70 | 0.01 |
| 70 | 19.99 | 46.76 | 12.16 | 13.96 | 9.28 | 7.23 | 5.93 | 2.44 | 4.05 | 0.96 | 2.73 | 0.37 | 1.65 | 0.11 | 0.76 | 0.02 |
| 75 | | | 13.03 | 15.86 | 9.94 | 8.21 | 6.36 | 2.77 | 4.34 | 1.09 | 2.93 | 0.42 | 1.77 | 0.12 | 0.81 | 0.02 |
| 80 | | | 13.90 | 17.88 | 10.60 | 9.25 | 6.78 | 3.12 | 4.63 | 1.23 | 3.12 | 0.47 | 1.89 | 0.14 | 0.87 | 0.02 |
| 85 | | | 14.77 | 20.00 | 11.27 | 10.35 | 7.21 | 3.49 | 4.91 | 1.38 | 3.32 | 0.53 | 2.00 | 0.16 | 0.92 | 0.02 |
| 90 | | | 15.64 | 22.23 | 11.93 | 11.51 | 7.63 | 3.88 | 5.20 | 1.53 | 3.51 | 0.59 | 2.12 | 0.17 | 0.98 | 0.03 |
| 95 | | | 16.51 | 24.58 | 12.59 | 12.72 | 8.05 | 4.29 | 5.49 | 1.69 | 3.71 | 0.65 | 2.24 | 0.19 | 1.03 | 0.03 |
| 100 | | | 17.38 | 27.03 | 13.26 | 13.99 | 8.48 | 4.72 | 5.78 | 1.86 | 3.91 | 0.72 | 2.36 | 0.21 | 1.09 | 0.03 |
| 110 | | | 19.12 | 32.24 | 14.58 | 16.69 | 9.33 | 5.63 | 6.36 | 2.22 | 4.30 | 0.86 | 2.60 | 0.25 | 1.20 | 0.04 |
| 120 | | | | | 15.91 | 19.61 | 10.18 | 6.61 | 6.94 | 2.61 | 4.69 | 1.01 | 2.83 | 0.30 | 1.30 | 0.05 |
| 130 | | | | | 17.24 | 22.74 | 11.02 | 7.67 | 7.52 | 3.03 | 5.08 | 1.17 | 3.07 | 0.34 | 1.41 | 0.05 |
| 140 | | | | | 18.56 | 26.09 | 11.87 | 8.80 | 8.10 | 3.47 | 5.47 | 1.34 | 3.31 | 0.39 | 1.52 | 0.06 |
| 150 | | | | | 19.89 | 29.64 | 12.72 | 10.00 | 8.68 | 3.94 | 5.86 | 1.52 | 3.54 | 0.45 | 1.63 | 0.07 |
| 160 | | | | | | | 13.57 | 11.27 | 9.26 | 4.45 | 6.25 | 1.71 | 3.78 | 0.50 | 1.74 | 0.08 |
| 170 | | | | | | | 14.42 | 12.61 | 9.83 | 4.97 | 6.64 | 1.92 | 4.01 | 0.56 | 1.85 | 0.09 |
| 180 | | | | | | | 15.27 | 14.02 | 10.41 | 5.53 | 7.03 | 2.13 | 4.25 | 0.63 | 1.96 | 0.10 |
| 190 | | | | | | | 16.11 | 15.49 | 10.99 | 6.11 | 7.43 | 2.35 | 4.49 | 0.69 | 2.07 | 0.11 |
| 200 | | | | | | | 16.96 | 17.03 | 11.57 | 6.72 | 7.82 | 2.59 | 4.72 | 0.76 | 2.18 | 0.12 |
| 225 | | | | | | | 19.08 | 21.19 | 13.02 | 8.36 | 8.79 | 3.22 | 5.31 | 0.95 | 2.45 | 0.14 |
| 250 | | | | | | | | | 14.47 | 10.16 | 9.77 | 3.91 | 5.91 | 1.15 | 2.72 | 0.18 |
| 275 | | | | | | | | | 15.91 | 12.12 | 10.75 | 4.67 | 6.50 | 1.37 | 3.00 | 0.21 |
| 300 | | | | | | | | | 17.36 | 14.24 | 11.73 | 5.49 | 7.09 | 1.61 | 3.27 | 0.25 |
| 325 | | | | | | | | | 18.81 | 16.51 | 12.70 | 6.36 | 7.68 | 1.87 | 3.54 | 0.29 |
| 350 | | | | | | | | | | | 13.68 | 7.30 | 8.27 | 2.15 | 3.81 | 0.33 |
| 375 | | | | | | | | | | | 14.66 | 8.29 | 8.86 | 2.44 | 4.09 | 0.37 |
| 400 | | | | | | | | | | | 15.64 | 9.35 | 9.45 | 2.75 | 4.36 | 0.42 |
| 425 | | | | | | | | | | | 16.62 | 10.46 | 10.04 | 3.07 | 4.63 | 0.47 |
| 450 | | | | | | | | | | | 17.59 | 11.62 | 10.63 | 3.42 | 4.90 | 0.52 |
| 475 | | | | | | | | | | | 18.57 | 12.85 | 11.23 | 3.78 | 5.18 | 0.58 |
| 500 | | | | | | | | | | | 19.55 | 14.13 | 11.82 | 4.15 | 5.45 | 0.63 |
| 550 | | | | | | | | | | | | | 13.00 | 4.96 | 6.00 | 0.76 |
| 600 | | | | | | | | | | | | | 14.18 | 5.82 | 6.54 | 0.89 |

Note: Shaded areas of the chart indicate velocities over 5 feet per second (FPS). Use with caution.

PVC Class 200 IPS Plastic Pipe

SIZES: 3/4" – 6" **FLOW:** 1 – 600 GPM **PSI LOSS:** Per 100' of pipe (PSI/100 FT) **C = 150** (1120, 1220) SDR 21

| SIZE | 3/4" | | 1" | | 1 1/4" | | 1 1/2" | | 2" | | 2 1/2" | | 3" | | 4" | | 6" | |
|---------------|--------------|----------|--------------|----------|--------------|----------|--------------|----------|--------------|----------|--------------|----------|--------------|----------|--------------|----------|--------------|----------|
| OD | 1.050 | 1.315 | 1.660 | 1.900 | 2.375 | 2.875 | 3.500 | 4.500 | 6.625 | | | | | | | | | |
| ID | 0.930 | 1.189 | 1.502 | 1.720 | 2.149 | 2.601 | 3.166 | 4.072 | 5.993 | | | | | | | | | |
| WALL THK. | 0.060 | 0.063 | 0.079 | 0.090 | 0.113 | 0.137 | 0.167 | 0.214 | 0.316 | | | | | | | | | |
| FLOW G. P. M. | Velocity FPS | psi Loss | Velocity FPS | psi Loss | Velocity FPS | psi Loss | Velocity FPS | psi Loss | Velocity FPS | psi Loss | Velocity FPS | psi Loss | Velocity FPS | psi Loss | Velocity FPS | psi Loss | Velocity FPS | psi Loss |
| 1 | 0.47 | 0.06 | 0.28 | 0.02 | 0.18 | 0.01 | 0.13 | 0.00 | | | | | | | | | | |
| 2 | 0.94 | 0.22 | 0.57 | 0.07 | 0.36 | 0.02 | 0.27 | 0.01 | 0.17 | 0.00 | | | | | | | | |
| 3 | 1.42 | 0.46 | 0.86 | 0.14 | 0.54 | 0.04 | 0.41 | 0.02 | 0.26 | 0.01 | 0.18 | 0.00 | | | | | | |
| 4 | 1.89 | 0.79 | 1.15 | 0.24 | 0.72 | 0.08 | 0.55 | 0.04 | 0.35 | 0.01 | 0.24 | 0.01 | | | | | | |
| 5 | 2.36 | 1.20 | 1.44 | 0.36 | 0.90 | 0.12 | 0.68 | 0.06 | 0.44 | 0.02 | 0.30 | 0.01 | | | | | | |
| 6 | 2.83 | 1.68 | 1.73 | 0.51 | 1.08 | 0.16 | 0.82 | 0.08 | 0.53 | 0.03 | 0.36 | 0.01 | 0.24 | 0.00 | | | | |
| 7 | 3.30 | 2.23 | 2.02 | 0.67 | 1.26 | 0.22 | 0.96 | 0.11 | 0.61 | 0.04 | 0.42 | 0.01 | 0.28 | 0.01 | | | | |
| 8 | 3.77 | 2.85 | 2.30 | 0.86 | 1.44 | 0.28 | 1.10 | 0.14 | 0.70 | 0.05 | 0.48 | 0.02 | 0.32 | 0.01 | | | | |
| 9 | 4.25 | 3.55 | 2.59 | 1.07 | 1.62 | 0.34 | 1.24 | 0.18 | 0.79 | 0.06 | 0.54 | 0.02 | 0.36 | 0.01 | | | | |
| 10 | 4.72 | 4.31 | 2.88 | 1.30 | 1.80 | 0.42 | 1.37 | 0.22 | 0.88 | 0.07 | 0.60 | 0.03 | 0.40 | 0.01 | | | | |
| 11 | 5.19 | 5.15 | 3.17 | 1.56 | 1.98 | 0.50 | 1.51 | 0.26 | 0.97 | 0.09 | 0.66 | 0.03 | 0.44 | 0.01 | | | | |
| 12 | 5.66 | 6.05 | 3.46 | 1.83 | 2.17 | 0.59 | 1.65 | 0.30 | 1.06 | 0.10 | 0.72 | 0.04 | 0.48 | 0.02 | 0.29 | 0.00 | | |
| 14 | 6.60 | 8.05 | 4.04 | 2.43 | 2.53 | 0.78 | 1.93 | 0.40 | 1.23 | 0.14 | 0.84 | 0.05 | 0.56 | 0.02 | 0.34 | 0.01 | | |
| 16 | 7.55 | 10.30 | 4.61 | 3.11 | 2.89 | 1.00 | 2.20 | 0.52 | 1.41 | 0.17 | 0.96 | 0.07 | 0.65 | 0.03 | 0.39 | 0.01 | | |
| 18 | 8.49 | 12.81 | 5.19 | 3.87 | 3.25 | 1.24 | 2.48 | 0.64 | 1.59 | 0.22 | 1.08 | 0.09 | 0.73 | 0.03 | 0.44 | 0.01 | | |
| 20 | 9.43 | 15.58 | 5.77 | 4.71 | 3.61 | 1.51 | 2.75 | 0.78 | 1.76 | 0.26 | 1.20 | 0.10 | 0.81 | 0.04 | 0.49 | 0.01 | | |
| 22 | 10.38 | 18.58 | 6.34 | 5.62 | 3.97 | 1.80 | 3.03 | 0.93 | 1.94 | 0.32 | 1.32 | 0.12 | 0.89 | 0.05 | 0.54 | 0.01 | | |
| 24 | 11.32 | 21.83 | 6.92 | 6.60 | 4.34 | 2.12 | 3.30 | 1.09 | 2.12 | 0.37 | 1.44 | 0.15 | 0.97 | 0.06 | 0.59 | 0.02 | | |
| 26 | 12.27 | 25.32 | 7.50 | 7.65 | 4.70 | 2.46 | 3.58 | 1.27 | 2.29 | 0.43 | 1.56 | 0.17 | 1.05 | 0.07 | 0.63 | 0.02 | | |
| 28 | 13.21 | 29.04 | 8.08 | 8.78 | 5.06 | 2.82 | 3.86 | 1.46 | 2.47 | 0.49 | 1.68 | 0.19 | 1.13 | 0.07 | 0.68 | 0.02 | | |
| 30 | 14.15 | 33.00 | 8.65 | 9.98 | 5.42 | 3.20 | 4.13 | 1.66 | 2.65 | 0.56 | 1.80 | 0.22 | 1.22 | 0.09 | 0.73 | 0.02 | 0.34 | 0.00 |
| 35 | 16.51 | 43.91 | 10.10 | 13.27 | 6.32 | 4.26 | 4.82 | 2.20 | 3.09 | 0.75 | 2.11 | 0.29 | 1.42 | 0.11 | 0.86 | 0.03 | 0.39 | 0.01 |
| 40 | 18.87 | 56.23 | 11.54 | 17.00 | 7.23 | 5.45 | 5.51 | 2.82 | 3.53 | 0.95 | 2.41 | 0.38 | 1.62 | 0.14 | 0.98 | 0.04 | 0.45 | 0.01 |
| 45 | | | 12.98 | 21.14 | 8.13 | 6.78 | 6.20 | 3.51 | 3.97 | 1.19 | 2.71 | 0.47 | 1.83 | 0.18 | 1.10 | 0.05 | 0.51 | 0.01 |
| 50 | | | 14.42 | 25.70 | 9.04 | 8.24 | 6.89 | 4.26 | 4.41 | 1.44 | 3.01 | 0.57 | 2.03 | 0.22 | 1.23 | 0.06 | 0.56 | 0.01 |
| 55 | | | 15.87 | 30.66 | 9.94 | 9.83 | 7.58 | 5.09 | 4.85 | 1.72 | 3.31 | 0.68 | 2.23 | 0.26 | 1.35 | 0.08 | 0.62 | 0.01 |
| 60 | | | 17.31 | 36.02 | 10.85 | 11.55 | 8.27 | 5.97 | 5.30 | 2.02 | 3.61 | 0.80 | 2.44 | 0.31 | 1.47 | 0.09 | 0.68 | 0.01 |
| 65 | | | 18.75 | 41.77 | 11.75 | 13.40 | 8.96 | 6.93 | 5.74 | 2.35 | 3.92 | 0.93 | 2.64 | 0.36 | 1.59 | 0.10 | 0.73 | 0.02 |
| 70 | | | | | 12.65 | 15.37 | 9.65 | 7.95 | 6.18 | 2.69 | 4.22 | 1.06 | 2.84 | 0.41 | 1.72 | 0.12 | 0.79 | 0.02 |
| 75 | | | | | 13.56 | 17.47 | 10.34 | 9.03 | 6.62 | 3.06 | 4.52 | 1.21 | 3.05 | 0.46 | 1.84 | 0.14 | 0.85 | 0.02 |
| 80 | | | | | 14.46 | 19.68 | 11.03 | 10.18 | 7.06 | 3.44 | 4.82 | 1.36 | 3.25 | 0.52 | 1.96 | 0.15 | 0.90 | 0.02 |
| 85 | | | | | 15.37 | 22.02 | 11.72 | 11.39 | 7.50 | 3.85 | 5.12 | 1.52 | 3.45 | 0.59 | 2.09 | 0.17 | 0.96 | 0.03 |
| 90 | | | | | 16.27 | 24.48 | 12.41 | 12.66 | 7.95 | 4.28 | 5.42 | 1.69 | 3.66 | 0.65 | 2.21 | 0.19 | 1.02 | 0.03 |
| 95 | | | | | 17.18 | 27.06 | 13.10 | 13.99 | 8.39 | 4.74 | 5.72 | 1.87 | 3.86 | 0.72 | 2.33 | 0.21 | 1.07 | 0.03 |
| 100 | | | | | 18.08 | 29.76 | 13.79 | 15.39 | 8.83 | 5.21 | 6.03 | 2.06 | 4.07 | 0.79 | 2.46 | 0.23 | 1.13 | 0.04 |
| 110 | | | | | 19.89 | 35.50 | 15.17 | 18.36 | 9.71 | 6.21 | 6.63 | 2.45 | 4.47 | 0.94 | 2.70 | 0.28 | 1.24 | 0.04 |
| 120 | | | | | | | 16.54 | 21.57 | 10.60 | 7.30 | 7.23 | 2.88 | 4.88 | 1.11 | 2.95 | 0.33 | 1.36 | 0.05 |
| 130 | | | | | | | 17.92 | 25.02 | 11.48 | 8.47 | 7.84 | 3.34 | 5.29 | 1.29 | 3.19 | 0.38 | 1.47 | 0.06 |
| 140 | | | | | | | 19.30 | 28.70 | 12.36 | 9.71 | 8.44 | 3.84 | 5.69 | 1.47 | 3.44 | 0.43 | 1.59 | 0.07 |
| 150 | | | | | | | | | 13.25 | 11.04 | 9.04 | 4.36 | 6.10 | 1.68 | 3.69 | 0.49 | 1.70 | 0.08 |
| 160 | | | | | | | | | 14.13 | 12.44 | 9.64 | 4.91 | 6.51 | 1.89 | 3.93 | 0.55 | 1.81 | 0.08 |
| 170 | | | | | | | | | 15.01 | 13.91 | 10.25 | 5.50 | 6.91 | 2.11 | 4.18 | 0.62 | 1.93 | 0.09 |
| 180 | | | | | | | | | 15.90 | 15.47 | 10.85 | 6.11 | 7.32 | 2.35 | 4.42 | 0.69 | 2.04 | 0.11 |
| 190 | | | | | | | | | 16.78 | 17.10 | 11.45 | 6.75 | 7.73 | 2.60 | 4.67 | 0.76 | 2.15 | 0.12 |
| 200 | | | | | | | | | 17.66 | 18.80 | 12.06 | 7.43 | 8.14 | 2.85 | 4.92 | 0.84 | 2.27 | 0.13 |
| 225 | | | | | | | | | 19.87 | 23.38 | 13.56 | 9.24 | 9.15 | 3.55 | 5.53 | 1.04 | 2.55 | 0.16 |
| 250 | | | | | | | | | | | 15.07 | 11.23 | 10.17 | 4.31 | 6.15 | 1.27 | 2.83 | 0.19 |
| 275 | | | | | | | | | | | 16.58 | 13.39 | 11.19 | 5.15 | 6.76 | 1.51 | 3.12 | 0.23 |
| 300 | | | | | | | | | | | 18.09 | 15.74 | 12.21 | 6.05 | 7.38 | 1.78 | 3.40 | 0.27 |
| 325 | | | | | | | | | | | 19.60 | 18.25 | 13.22 | 7.01 | 7.99 | 2.06 | 3.69 | 0.31 |
| 350 | | | | | | | | | | | | | 14.24 | 8.05 | 8.61 | 2.36 | 3.97 | 0.36 |
| 375 | | | | | | | | | | | | | 15.26 | 9.14 | 9.22 | 2.69 | 4.25 | 0.41 |
| 400 | | | | | | | | | | | | | 16.28 | 10.30 | 9.84 | 3.03 | 4.54 | 0.46 |
| 425 | | | | | | | | | | | | | 17.29 | 11.53 | 10.45 | 3.396 | 4.82 | 0.52 |
| 450 | | | | | | | | | | | | | 18.31 | 12.81 | 11.07 | 3.77 | 5.11 | 0.57 |
| 475 | | | | | | | | | | | | | 19.33 | 14.16 | 11.68 | 4.16 | 5.39 | 0.63 |
| 500 | | | | | | | | | | | | | | | 12.30 | 4.58 | 5.67 | 0.70 |
| 550 | | | | | | | | | | | | | | | 13.53 | 5.46 | 6.24 | 0.83 |
| 600 | | | | | | | | | | | | | | | 14.76 | 6.42 | 6.81 | 0.98 |

Note: Shaded areas of the chart indicate velocities over 5 feet per second (FPS). Use with caution.

Charts

PVC Class 315 IPS Plastic Pipe

SIZES: 1/2" – 6" **FLOW:** 1 – 600 GPM **PSI LOSS:** Per 100' of pipe (PSI/100 FT) **C = 150** (1120, 1220) SDR 13.5

| SIZE | 1/2" | | 3/4" | | 1" | | 1 1/4" | | 1 1/2" | | 2" | | 2 1/2" | | 3" | | 4" | | 6" | |
|---------------|--------------|----------|--------------|----------|--------------|----------|--------------|----------|--------------|----------|--------------|----------|--------------|----------|--------------|----------|--------------|----------|--------------|----------|
| OD | 0.840 | | 1.050 | | 1.315 | | 1.660 | | 1.900 | | 2.375 | | 2.875 | | 3.500 | | 4.500 | | 6.625 | |
| ID | 0.716 | | 0.894 | | 1.121 | | 1.414 | | 1.618 | | 2.023 | | 2.449 | | 2.982 | | 3.834 | | 5.643 | |
| WALL THK. | 0.062 | | 0.078 | | 0.097 | | 0.123 | | 0.141 | | 0.176 | | 0.213 | | 0.259 | | 0.333 | | 0.491 | |
| FLOW G. P. M. | Velocity FPS | psi Loss | Velocity FPS | psi Loss | Velocity FPS | psi Loss | Velocity FPS | psi Loss | Velocity FPS | psi Loss | Velocity FPS | psi Loss | Velocity FPS | psi Loss | Velocity FPS | psi Loss | Velocity FPS | psi Loss | Velocity FPS | psi Loss |
| 1 | 0.79 | 0.22 | 0.51 | 0.07 | 0.32 | 0.02 | 0.20 | 0.01 | 0.15 | 0.00 | | | | | | | | | | |
| 2 | 1.59 | 0.78 | 1.02 | 0.27 | 0.64 | 0.09 | 0.40 | 0.03 | 0.31 | 0.01 | 0.19 | 0.00 | | | | | | | | |
| 3 | 2.38 | 1.65 | 1.53 | 0.56 | 0.97 | 0.19 | 0.61 | 0.06 | 0.46 | 0.03 | 0.29 | 0.01 | 0.20 | 0.00 | | | | | | |
| 4 | 3.18 | 2.82 | 2.04 | 0.96 | 1.29 | 0.32 | 0.81 | 0.10 | 0.62 | 0.05 | 0.39 | 0.02 | 0.27 | 0.01 | | | | | | |
| 5 | 3.97 | 4.26 | 2.55 | 1.45 | 1.62 | 0.48 | 1.02 | 0.16 | 0.77 | 0.08 | 0.49 | 0.03 | 0.34 | 0.01 | 0.22 | 0.00 | | | | |
| 6 | 4.77 | 5.97 | 3.06 | 2.03 | 1.94 | 0.67 | 1.22 | 0.22 | 0.93 | 0.11 | 0.59 | 0.04 | 0.40 | 0.02 | 0.27 | 0.01 | | | | |
| 7 | 5.57 | 7.95 | 3.57 | 2.70 | 2.27 | 0.90 | 1.42 | 0.29 | 1.09 | 0.15 | 0.69 | 0.05 | 0.47 | 0.02 | 0.32 | 0.01 | | | | |
| 8 | 6.36 | 10.18 | 4.08 | 3.45 | 2.59 | 1.15 | 1.63 | 0.37 | 1.24 | 0.19 | 0.79 | 0.06 | 0.54 | 0.03 | 0.36 | 0.01 | | | | |
| 9 | 7.16 | 12.66 | 4.59 | 4.30 | 2.92 | 1.43 | 1.83 | 0.46 | 1.40 | 0.24 | 0.89 | 0.08 | 0.61 | 0.03 | 0.41 | 0.01 | | | | |
| 10 | 7.95 | 15.38 | 5.10 | 5.22 | 3.24 | 1.74 | 2.04 | 0.56 | 1.55 | 0.29 | 0.99 | 0.10 | 0.68 | 0.04 | 0.45 | 0.01 | 0.27 | 0.00 | | |
| 11 | 8.75 | 18.35 | 5.61 | 6.23 | 3.57 | 2.07 | 2.24 | 0.67 | 1.71 | 0.35 | 1.09 | 0.12 | 0.74 | 0.05 | 0.50 | 0.02 | 0.30 | 0.01 | | |
| 12 | 9.55 | 21.56 | 6.12 | 7.32 | 3.89 | 2.43 | 2.44 | 0.79 | 1.87 | 0.41 | 1.19 | 0.14 | 0.81 | 0.05 | 0.55 | 0.02 | 0.33 | 0.01 | | |
| 14 | 11.14 | 28.69 | 7.14 | 9.74 | 4.54 | 3.24 | 2.85 | 1.05 | 2.18 | 0.54 | 1.39 | 0.18 | 0.95 | 0.07 | 0.64 | 0.03 | 0.38 | 0.01 | | |
| 16 | 12.73 | 36.74 | 8.16 | 12.47 | 5.19 | 4.15 | 3.26 | 1.34 | 2.49 | 0.70 | 1.59 | 0.23 | 1.08 | 0.09 | 0.73 | 0.04 | 0.44 | 0.01 | | |
| 18 | 14.32 | 45.69 | 9.18 | 15.51 | 5.84 | 5.16 | 3.67 | 1.67 | 2.80 | 0.87 | 1.79 | 0.29 | 1.22 | 0.12 | 0.82 | 0.04 | 0.49 | 0.01 | | |
| 20 | 15.91 | 55.54 | 10.20 | 18.86 | 6.49 | 6.27 | 4.08 | 2.03 | 3.11 | 1.05 | 1.99 | 0.35 | 1.36 | 0.14 | 0.91 | 0.05 | 0.55 | 0.02 | | |
| 22 | 17.50 | 66.26 | 11.23 | 22.50 | 7.14 | 7.48 | 4.48 | 2.42 | 3.42 | 1.25 | 2.19 | 0.42 | 1.49 | 0.17 | 1.00 | 0.06 | 0.61 | 0.02 | | |
| 24 | 19.10 | 77.84 | 12.25 | 26.43 | 7.79 | 8.79 | 4.89 | 2.84 | 3.74 | 1.47 | 2.39 | 0.50 | 1.63 | 0.20 | 1.10 | 0.08 | 0.66 | 0.02 | | |
| 26 | | | 13.27 | 30.65 | 8.44 | 10.19 | 5.30 | 3.29 | 4.05 | 1.71 | 2.59 | 0.58 | 1.76 | 0.23 | 1.19 | 0.09 | 0.72 | 0.03 | | |
| 28 | | | 14.29 | 35.16 | 9.09 | 11.69 | 5.71 | 3.78 | 4.36 | 1.96 | 2.79 | 0.66 | 1.90 | 0.26 | 1.28 | 0.10 | 0.77 | 0.03 | 0.35 | 0.00 |
| 30 | | | 15.31 | 39.95 | 9.74 | 13.29 | 6.12 | 4.29 | 4.67 | 2.23 | 2.99 | 0.75 | 2.04 | 0.30 | 1.37 | 0.11 | 0.83 | 0.03 | 0.38 | 0.01 |
| 35 | | | 17.86 | 53.15 | 11.36 | 17.68 | 7.14 | 5.71 | 5.45 | 2.96 | 3.48 | 1.00 | 2.38 | 0.39 | 1.60 | 0.15 | 0.97 | 0.04 | 0.44 | 0.01 |
| 40 | | | | | 12.98 | 22.64 | 8.16 | 7.31 | 6.23 | 3.80 | 3.98 | 1.28 | 2.72 | 0.51 | 1.83 | 0.19 | 1.11 | 0.06 | 0.51 | 0.01 |
| 45 | | | | | 14.61 | 28.15 | 9.18 | 9.10 | 7.01 | 4.72 | 4.48 | 1.59 | 3.06 | 0.63 | 2.06 | 0.24 | 1.24 | 0.07 | 0.57 | 0.01 |
| 50 | | | | | 16.23 | 34.22 | 10.20 | 11.06 | 7.79 | 5.74 | 4.98 | 1.94 | 3.40 | 0.76 | 2.29 | 0.29 | 1.38 | 0.09 | 0.64 | 0.01 |
| 55 | | | | | 17.85 | 40.83 | 11.22 | 13.19 | 8.57 | 6.85 | 5.48 | 2.31 | 3.74 | 0.91 | 2.52 | 0.35 | 1.52 | 0.10 | 0.70 | 0.02 |
| 60 | | | | | 19.48 | 47.97 | 12.24 | 15.50 | 9.35 | 8.04 | 5.98 | 2.71 | 4.08 | 1.07 | 2.75 | 0.41 | 1.66 | 0.12 | 0.76 | 0.02 |
| 65 | | | | | | | 13.26 | 17.97 | 10.13 | 9.33 | 6.48 | 3.15 | 4.42 | 1.24 | 2.98 | 0.48 | 1.80 | 0.14 | 0.83 | 0.02 |
| 70 | | | | | | | 14.28 | 20.62 | 10.90 | 10.70 | 6.97 | 3.61 | 4.76 | 1.42 | 3.21 | 0.55 | 1.94 | 0.16 | 0.89 | 0.02 |
| 75 | | | | | | | 15.30 | 23.43 | 11.68 | 12.16 | 7.47 | 4.10 | 5.10 | 1.62 | 3.44 | 0.62 | 2.08 | 0.18 | 0.96 | 0.03 |
| 80 | | | | | | | 16.32 | 26.40 | 12.46 | 13.71 | 7.97 | 4.62 | 5.44 | 1.82 | 3.67 | 0.70 | 2.22 | 0.21 | 1.02 | 0.03 |
| 85 | | | | | | | 17.34 | 29.54 | 13.24 | 15.33 | 8.47 | 5.17 | 5.78 | 2.04 | 3.89 | 0.78 | 2.35 | 0.23 | 1.08 | 0.04 |
| 90 | | | | | | | 18.36 | 32.84 | 14.02 | 17.05 | 8.97 | 5.75 | 6.12 | 2.27 | 4.12 | 0.87 | 2.49 | 0.26 | 1.15 | 0.04 |
| 95 | | | | | | | 19.38 | 36.30 | 14.80 | 18.84 | 9.47 | 6.35 | 6.46 | 2.51 | 4.35 | 0.96 | 2.63 | 0.28 | 1.21 | 0.04 |
| 100 | | | | | | | | | 15.58 | 20.72 | 9.96 | 6.99 | 6.80 | 2.76 | 4.58 | 1.06 | 2.77 | 0.31 | 1.28 | 0.05 |
| 110 | | | | | | | | | 17.14 | 24.72 | 10.96 | 8.34 | 7.48 | 3.29 | 5.04 | 1.26 | 3.05 | 0.37 | 1.40 | 0.06 |
| 120 | | | | | | | | | 18.70 | 29.04 | 11.96 | 9.79 | 8.16 | 3.87 | 5.50 | 1.48 | 3.33 | 0.44 | 1.53 | 0.07 |
| 130 | | | | | | | | | | | 12.96 | 11.36 | 8.84 | 4.48 | 5.96 | 1.72 | 3.60 | 0.51 | 1.66 | 0.08 |
| 140 | | | | | | | | | | | 13.95 | 13.03 | 9.52 | 5.14 | 6.42 | 1.97 | 3.88 | 0.58 | 1.79 | 0.09 |
| 150 | | | | | | | | | | | 14.95 | 14.81 | 10.20 | 5.84 | 6.88 | 2.24 | 4.16 | 0.66 | 1.92 | 0.10 |
| 160 | | | | | | | | | | | 15.95 | 16.69 | 10.88 | 6.59 | 7.34 | 2.53 | 4.44 | 0.74 | 2.04 | 0.11 |
| 170 | | | | | | | | | | | 16.94 | 18.67 | 11.56 | 7.37 | 7.79 | 2.83 | 4.71 | 0.83 | 2.17 | 0.13 |
| 180 | | | | | | | | | | | 17.94 | 20.75 | 12.24 | 8.19 | 8.25 | 3.14 | 4.99 | 0.93 | 2.30 | 0.14 |
| 190 | | | | | | | | | | | 18.94 | 22.94 | 12.92 | 9.05 | 8.71 | 3.47 | 5.27 | 1.02 | 2.43 | 0.16 |
| 200 | | | | | | | | | | | 19.93 | 25.23 | 13.60 | 9.95 | 9.17 | 3.82 | 5.55 | 1.12 | 2.56 | 0.17 |
| 225 | | | | | | | | | | | | | 15.30 | 12.38 | 10.32 | 4.75 | 6.24 | 1.40 | 2.88 | 0.21 |
| 250 | | | | | | | | | | | | | 17.00 | 15.05 | 11.47 | 5.77 | 6.93 | 1.70 | 3.20 | 0.26 |
| 275 | | | | | | | | | | | | | 18.70 | 17.95 | 12.61 | 6.89 | 7.63 | 2.03 | 3.52 | 0.31 |
| 300 | | | | | | | | | | | | | | | 13.76 | 8.09 | 8.32 | 2.38 | 3.84 | 0.36 |
| 325 | | | | | | | | | | | | | | | 14.91 | 9.39 | 9.02 | 2.76 | 4.16 | 0.42 |
| 350 | | | | | | | | | | | | | | | 16.05 | 10.77 | 9.71 | 3.17 | 4.48 | 0.48 |
| 375 | | | | | | | | | | | | | | | 17.20 | 12.23 | 10.40 | 3.60 | 4.80 | 0.55 |
| 400 | | | | | | | | | | | | | | | 18.35 | 13.79 | 11.10 | 4.06 | 5.12 | 0.62 |
| 425 | | | | | | | | | | | | | | | 19.49 | 15.42 | 11.79 | 4.54 | 5.44 | 0.69 |
| 450 | | | | | | | | | | | | | | | | | 12.49 | 5.05 | 5.76 | 0.77 |
| 475 | | | | | | | | | | | | | | | | | 13.18 | 5.58 | 6.08 | 0.85 |
| 500 | | | | | | | | | | | | | | | | | 13.87 | 6.14 | 6.40 | 0.94 |
| 550 | | | | | | | | | | | | | | | | | 15.26 | 7.32 | 7.04 | 1.12 |
| 600 | | | | | | | | | | | | | | | | | 16.65 | 8.60 | 7.68 | 1.31 |

Note: Shaded areas of the chart indicate velocities over 5 feet per second (FPS). Use with caution.

Type K Copper Water Tube

SIZES: 1/2" – 3" **FLOW:** 1 – 600 GPM **PSI LOSS:** Per 100' of tube (PSI/100 FT) **C = 140**

| SIZE | 1/2" | | 5/8" | | 3/4" | | 1" | | 1 1/4" | | 1 1/2" | | 2" | | 2 1/2" | | 3" | |
|---------------|--------------|----------|--------------|----------|--------------|----------|--------------|----------|--------------|----------|--------------|----------|--------------|----------|--------------|----------|--------------|----------|
| OD | 0.625 | | 0.750 | | 0.875 | | 1.125 | | 1.375 | | 1.625 | | 2.125 | | 2.625 | | 3.125 | |
| ID | 0.527 | | 0.652 | | 0.745 | | 0.995 | | 1.245 | | 1.481 | | 1.959 | | 2.435 | | 2.907 | |
| WALL THK. | 0.049 | | 0.049 | | 0.065 | | 0.065 | | 0.065 | | 0.072 | | 0.083 | | 0.095 | | 0.109 | |
| FLOW G. P. M. | Velocity FPS | psi Loss | Velocity FPS | psi Loss | Velocity FPS | psi Loss | Velocity FPS | psi Loss | Velocity FPS | psi Loss | Velocity FPS | psi Loss | Velocity FPS | psi Loss | Velocity FPS | psi Loss | Velocity FPS | psi Loss |
| 1 | 1.45 | 1.09 | 0.95 | 0.39 | 0.73 | 0.20 | 0.41 | 0.05 | 0.26 | 0.02 | 0.18 | 0.01 | 0.10 | 0.00 | | | | |
| 2 | 2.93 | 3.94 | 1.91 | 1.40 | 1.47 | 0.73 | 0.82 | 0.18 | 0.52 | 0.06 | 0.37 | 0.03 | 0.21 | 0.01 | | | | |
| 3 | 4.40 | 8.35 | 2.87 | 2.974 | 2.20 | 1.55 | 1.23 | 0.38 | 0.78 | 0.13 | 0.55 | 0.05 | 0.31 | 0.01 | 0.20 | 0.00 | | |
| 4 | 5.87 | 14.23 | 3.83 | 5.05 | 2.94 | 2.64 | 1.64 | 0.65 | 1.05 | 0.22 | 0.74 | 0.09 | 0.42 | 0.02 | 0.27 | 0.01 | 0.19 | 0.00 |
| 5 | 7.34 | 21.51 | 4.79 | 7.64 | 3.67 | 3.99 | 2.06 | 0.98 | 1.31 | 0.33 | 0.93 | 0.14 | 0.53 | 0.04 | 0.34 | 0.01 | 0.24 | 0.01 |
| 6 | 8.81 | 30.15 | 5.75 | 10.70 | 4.41 | 5.60 | 2.47 | 1.37 | 1.57 | 0.46 | 1.11 | 0.20 | 0.63 | 0.05 | 0.41 | 0.02 | 0.28 | 0.01 |
| 7 | 10.28 | 40.11 | 6.71 | 14.24 | 5.14 | 7.44 | 2.88 | 1.82 | 1.84 | 0.61 | 1.30 | 0.26 | 0.74 | 0.07 | 0.48 | 0.02 | 0.33 | 0.01 |
| 8 | 11.75 | 51.37 | 7.67 | 18.24 | 5.88 | 9.53 | 3.29 | 2.33 | 2.10 | 0.78 | 1.48 | 0.34 | 0.85 | 0.09 | 0.55 | 0.03 | 0.38 | 0.01 |
| 9 | 13.22 | 63.89 | 8.63 | 22.68 | 6.61 | 11.86 | 3.70 | 2.90 | 2.36 | 0.97 | 1.67 | 0.42 | 0.95 | 0.11 | 0.61 | 0.04 | 0.43 | 0.02 |
| 10 | 14.69 | 77.66 | 9.59 | 27.57 | 7.35 | 14.41 | 4.12 | 3.53 | 2.63 | 1.18 | 1.86 | 0.51 | 1.06 | 0.13 | 0.68 | 0.05 | 0.48 | 0.02 |
| 11 | 16.15 | 92.65 | 10.55 | 32.89 | 8.08 | 17.19 | 4.53 | 4.21 | 2.89 | 1.41 | 2.04 | 0.61 | 1.16 | 0.16 | 0.75 | 0.05 | 0.53 | 0.02 |
| 12 | 17.62 | 108.85 | 11.51 | 38.64 | 8.82 | 20.20 | 4.94 | 4.94 | 3.15 | 1.66 | 2.23 | 0.71 | 1.27 | 0.18 | 0.82 | 0.06 | 0.57 | 0.03 |
| 14 | | | 13.43 | 51.41 | 10.29 | 26.87 | 5.76 | 6.57 | 3.68 | 2.21 | 2.60 | 0.95 | 1.48 | 0.24 | 0.95 | 0.08 | 0.67 | 0.04 |
| 16 | | | 15.35 | 65.83 | 11.76 | 34.41 | 6.59 | 8.42 | 4.21 | 2.83 | 2.97 | 1.22 | 1.70 | 0.31 | 1.10 | 0.11 | 0.77 | 0.05 |
| 18 | | | 17.27 | 81.88 | 13.23 | 42.80 | 7.41 | 10.47 | 4.73 | 3.52 | 3.34 | 1.51 | 1.91 | 0.39 | 1.23 | 0.13 | 0.86 | 0.06 |
| 20 | | | 19.19 | 99.53 | 14.70 | 52.02 | 8.24 | 12.73 | 5.26 | 4.28 | 3.72 | 1.84 | 2.12 | 0.47 | 1.37 | 0.16 | 0.96 | 0.07 |
| 22 | | | | | 16.17 | 62.06 | 9.06 | 15.18 | 5.79 | 5.10 | 4.09 | 2.19 | 2.33 | 0.56 | 1.51 | 0.20 | 1.06 | 0.08 |
| 24 | | | | | 17.64 | 72.92 | 9.89 | 17.84 | 6.31 | 5.99 | 4.46 | 2.58 | 2.55 | 0.66 | 1.65 | 0.23 | 1.15 | 0.10 |
| 26 | | | | | 19.11 | 84.57 | 10.71 | 20.69 | 6.84 | 6.95 | 4.83 | 2.99 | 2.76 | 0.77 | 1.78 | 0.27 | 1.25 | 0.11 |
| 28 | | | | | | | 11.53 | 23.73 | 7.37 | 7.98 | 5.20 | 3.43 | 2.97 | 0.88 | 1.92 | 0.30 | 1.35 | 0.13 |
| 30 | | | | | | | 12.36 | 26.97 | 7.89 | 9.06 | 5.58 | 3.89 | 3.18 | 1.00 | 2.06 | 0.35 | 1.44 | 0.15 |
| 35 | | | | | | | 14.42 | 35.88 | 9.21 | 12.06 | 6.51 | 5.18 | 3.72 | 1.33 | 2.40 | 0.46 | 1.68 | 0.19 |
| 40 | | | | | | | 16.48 | 45.95 | 10.52 | 15.44 | 7.44 | 6.63 | 4.25 | 1.70 | 2.75 | 0.59 | 1.93 | 0.25 |
| 45 | | | | | | | 18.54 | 57.15 | 11.84 | 19.20 | 8.37 | 8.25 | 4.78 | 2.12 | 3.00 | 0.73 | 2.17 | 0.31 |
| 50 | | | | | | | | | 13.16 | 23.34 | 9.30 | 10.03 | 5.31 | 2.57 | 3.44 | 0.89 | 2.41 | 0.38 |
| 55 | | | | | | | | | 14.47 | 27.85 | 10.23 | 11.97 | 5.84 | 3.07 | 3.78 | 1.06 | 2.65 | 0.45 |
| 60 | | | | | | | | | 15.79 | 32.71 | 11.16 | 14.06 | 6.37 | 3.60 | 4.12 | 1.25 | 2.89 | 0.53 |
| 65 | | | | | | | | | 17.10 | 37.94 | 12.09 | 16.31 | 6.91 | 4.18 | 4.47 | 1.45 | 3.13 | 0.61 |
| 70 | | | | | | | | | 18.42 | 43.52 | 13.02 | 18.70 | 7.44 | 4.80 | 4.81 | 1.66 | 3.37 | 0.70 |
| 75 | | | | | | | | | 19.74 | 49.45 | 13.95 | 21.25 | 7.97 | 5.45 | 5.16 | 1.89 | 3.62 | 0.80 |
| 80 | | | | | | | | | | | 14.88 | 23.95 | 8.50 | 6.14 | 5.50 | 2.13 | 3.86 | 0.90 |
| 85 | | | | | | | | | | | 15.81 | 26.80 | 9.03 | 6.87 | 5.84 | 2.38 | 4.10 | 1.01 |
| 90 | | | | | | | | | | | 16.74 | 29.79 | 9.56 | 7.64 | 6.19 | 2.65 | 4.34 | 1.12 |
| 95 | | | | | | | | | | | 17.67 | 32.93 | 10.09 | 8.44 | 6.53 | 2.93 | 4.58 | 1.24 |
| 100 | | | | | | | | | | | 18.60 | 36.21 | 10.63 | 9.28 | 6.88 | 3.22 | 4.82 | 1.36 |
| 110 | | | | | | | | | | | | | 11.69 | 11.08 | 7.56 | 3.84 | 5.31 | 1.62 |
| 120 | | | | | | | | | | | | | 12.75 | 13.01 | 8.25 | 4.52 | 5.79 | 1.91 |
| 130 | | | | | | | | | | | | | 13.82 | 15.09 | 8.94 | 5.24 | 6.27 | 2.21 |
| 140 | | | | | | | | | | | | | 14.88 | 17.31 | 9.63 | 6.01 | 6.75 | 2.54 |
| 150 | | | | | | | | | | | | | 15.94 | 19.67 | 10.32 | 6.83 | 7.24 | 2.88 |
| 160 | | | | | | | | | | | | | 17.01 | 22.17 | 11.00 | 7.69 | 7.72 | 3.25 |
| 170 | | | | | | | | | | | | | 18.07 | 24.81 | 11.69 | 8.61 | 8.20 | 3.64 |
| 180 | | | | | | | | | | | | | 19.13 | 27.58 | 12.38 | 9.57 | 8.69 | 4.04 |
| 190 | | | | | | | | | | | | | | | 13.07 | 10.58 | 9.17 | 4.47 |
| 200 | | | | | | | | | | | | | | | 13.76 | 11.63 | 9.65 | 4.91 |
| 225 | | | | | | | | | | | | | | | 15.48 | 14.47 | 10.86 | 6.11 |
| 250 | | | | | | | | | | | | | | | 17.20 | 17.58 | 12.07 | 7.43 |
| 275 | | | | | | | | | | | | | | | 18.92 | 20.98 | 13.27 | 8.86 |
| 300 | | | | | | | | | | | | | | | | | 14.48 | 10.41 |
| 325 | | | | | | | | | | | | | | | | | 15.69 | 12.07 |
| 350 | | | | | | | | | | | | | | | | | 16.89 | 13.85 |
| 375 | | | | | | | | | | | | | | | | | 18.10 | 15.73 |
| 400 | | | | | | | | | | | | | | | | | 19.31 | 17.73 |
| 425 | | | | | | | | | | | | | | | | | | |
| 450 | | | | | | | | | | | | | | | | | | |
| 475 | | | | | | | | | | | | | | | | | | |
| 500 | | | | | | | | | | | | | | | | | | |
| 550 | | | | | | | | | | | | | | | | | | |
| 600 | | | | | | | | | | | | | | | | | | |

Note: Shaded areas of the chart indicate velocities over 7 feet per second (FPS). Use with caution.

Charts

Polyethylene (PE) SDR-Pressure Rated Tube

SIZES: 1/2" – 6" **FLOW:** 1 – 600 GPM **PSI LOSS:** Per 100' of tube (PSI/100 FT) **C = 140** (2306, 3206, 3306) SDR 7, 9, 11.5, 15

| SIZE | 1/2" | | 3/4" | | 1" | | 1 1/4" | | 1 1/2" | | 2" | | 2 1/2" | | 3" | | 4" | | 6" | |
|---------------|--------------|----------|--------------|----------|--------------|----------|--------------|----------|--------------|----------|--------------|----------|--------------|----------|--------------|----------|--------------|----------|--------------|----------|
| ID | 0.622 | | 0.824 | | 1.049 | | 1.380 | | 1.610 | | 2.067 | | 2.469 | | 3.068 | | 4.026 | | 6.065 | |
| FLOW G. P. M. | Velocity FPS | psi Loss | Velocity FPS | psi Loss | Velocity FPS | psi Loss | Velocity FPS | psi Loss | Velocity FPS | psi Loss | Velocity FPS | psi Loss | Velocity FPS | psi Loss | Velocity FPS | psi Loss | Velocity FPS | psi Loss | Velocity FPS | psi Loss |
| 1 | 1.05 | 0.49 | 0.60 | 0.12 | 0.37 | 0.04 | 0.21 | 0.01 | 0.15 | 0.00 | 0.09 | 0.00 | | | | | | | | |
| 2 | 2.10 | 1.76 | 1.20 | 0.45 | 0.74 | 0.14 | 0.42 | 0.04 | 0.31 | 0.02 | 0.19 | 0.01 | | | | | | | | |
| 3 | 3.16 | 3.73 | 1.80 | 0.95 | 1.11 | 0.29 | 0.64 | 0.08 | 0.47 | 0.04 | 0.28 | 0.01 | 0.20 | 0.00 | | | | | | |
| 4 | 4.21 | 6.35 | 2.40 | 1.62 | 1.48 | 0.50 | 0.85 | 0.13 | 0.62 | 0.06 | 0.38 | 0.02 | 0.26 | 0.01 | | | | | | |
| 5 | 5.27 | 9.60 | 3.00 | 2.44 | 1.85 | 0.76 | 1.07 | 0.20 | 0.78 | 0.09 | 0.47 | 0.03 | 0.33 | 0.01 | 0.21 | 0.00 | | | | |
| 6 | 6.32 | 13.46 | 3.60 | 3.43 | 2.22 | 1.06 | 1.28 | 0.28 | 0.94 | 0.13 | 0.57 | 0.04 | 0.40 | 0.02 | 0.26 | 0.01 | | | | |
| 7 | 7.38 | 17.91 | 4.20 | 4.56 | 2.59 | 1.41 | 1.49 | 0.37 | 1.10 | 0.18 | 0.66 | 0.05 | 0.46 | 0.02 | 0.30 | 0.01 | | | | |
| 8 | 8.43 | 22.93 | 4.80 | 5.84 | 2.96 | 1.80 | 1.71 | 0.474 | 1.25 | 0.22 | 0.76 | 0.07 | 0.53 | 0.03 | 0.34 | 0.03 | | | | |
| 9 | 9.49 | 28.52 | 5.40 | 7.26 | 3.33 | 2.24 | 1.92 | 0.59 | 1.41 | 0.28 | 0.85 | 0.08 | 0.60 | 0.03 | 0.39 | 0.01 | | | | |
| 10 | 10.54 | 34.67 | 6.00 | 8.82 | 3.70 | 2.73 | 2.14 | 0.72 | 1.57 | 0.34 | 0.95 | 0.10 | 0.66 | 0.04 | 0.43 | 0.01 | | | | |
| 11 | 11.60 | 41.36 | 6.00 | 10.53 | 4.07 | 3.25 | 2.35 | 0.86 | 1.73 | 0.40 | 1.05 | 0.12 | 0.73 | 0.05 | 0.47 | 0.02 | 0.27 | 0.00 | | |
| 12 | 12.65 | 48.60 | 7.21 | 12.37 | 4.44 | 3.82 | 2.57 | 1.01 | 1.88 | 0.48 | 1.14 | 0.14 | 0.80 | 0.06 | 0.52 | 0.02 | 0.30 | 0.01 | | |
| 14 | 14.76 | 64.65 | 8.41 | 16.46 | 5.19 | 5.08 | 2.99 | 1.34 | 2.20 | 0.63 | 1.33 | 0.19 | 0.93 | 0.08 | 0.60 | 0.03 | 0.35 | 0.01 | | |
| 16 | 16.87 | 82.79 | 9.61 | 21.07 | 5.93 | 6.51 | 3.42 | 1.71 | 2.51 | 0.81 | 1.52 | 0.24 | 1.07 | 0.10 | 0.69 | 0.04 | 0.40 | 0.01 | | |
| 18 | 18.89 | 102.97 | 10.81 | 26.21 | 6.67 | 8.10 | 3.85 | 2.13 | 2.83 | 1.01 | 1.71 | 0.30 | 1.20 | 0.13 | 0.78 | 0.04 | 0.45 | 0.01 | | |
| 20 | | | 12.01 | 31.86 | 7.41 | 9.84 | 4.28 | 2.59 | 3.14 | 1.22 | 1.90 | 0.36 | 1.33 | 0.15 | 0.86 | 0.05 | 0.50 | 0.01 | | |
| 22 | | | 13.21 | 38.01 | 8.15 | 11.74 | 4.71 | 3.09 | 3.46 | 1.46 | 2.10 | 0.43 | 1.47 | 0.18 | 0.95 | 0.06 | 0.55 | 0.02 | | |
| 24 | | | 14.42 | 44.65 | 8.89 | 13.79 | 5.14 | 3.63 | 3.77 | 1.72 | 2.29 | 0.51 | 1.60 | 0.21 | 1.04 | 0.07 | 0.60 | 0.02 | | |
| 26 | | | 15.62 | 41.79 | 9.64 | 16.00 | 5.57 | 4.21 | 4.09 | 1.99 | 2.48 | 0.59 | 1.74 | 0.25 | 1.12 | 0.09 | 0.65 | 0.02 | | |
| 28 | | | 16.82 | 59.41 | 10.38 | 18.35 | 5.99 | 4.83 | 4.40 | 2.28 | 2.67 | 0.68 | 1.87 | 0.29 | 1.21 | 0.10 | 0.70 | 0.03 | | |
| 30 | | | 18.02 | 67.50 | 11.12 | 20.85 | 6.42 | 5.49 | 4.72 | 2.59 | 2.86 | 0.77 | 2.00 | 0.32 | 1.30 | 0.11 | 0.75 | 0.03 | 0.33 | 0.00 |
| 35 | | | | | 12.97 | 27.74 | 7.49 | 7.31 | 5.50 | 3.45 | 3.34 | 1.02 | 2.34 | 0.43 | 1.51 | 0.15 | 0.88 | 0.04 | 0.38 | 0.01 |
| 40 | | | | | 14.83 | 35.53 | 8.56 | 9.36 | 6.29 | 4.42 | 3.81 | 1.31 | 2.67 | 0.55 | 1.73 | 0.19 | 1.00 | 0.05 | 0.44 | 0.01 |
| 45 | | | | | 16.68 | 44.19 | 9.64 | 11.64 | 7.08 | 5.50 | 4.29 | 1.63 | 3.01 | 0.69 | 1.95 | 0.24 | 1.13 | 0.06 | 0.49 | 0.01 |
| 50 | | | | | 18.53 | 53.71 | 10.71 | 14.14 | 7.87 | 6.68 | 4.77 | 1.98 | 3.34 | 0.83 | 2.16 | 0.29 | 1.25 | 0.08 | 0.55 | 0.01 |
| 55 | | | | | | | 11.78 | 16.87 | 8.65 | 7.97 | 5.25 | 2.36 | 3.68 | 1.00 | 2.38 | 0.35 | 1.38 | 0.09 | 0.61 | 0.01 |
| 60 | | | | | | | 12.85 | 19.82 | 9.44 | 9.36 | 5.72 | 2.78 | 4.01 | 1.17 | 2.60 | 0.41 | 1.51 | 0.11 | 0.66 | 0.01 |
| 65 | | | | | | | 13.92 | 22.99 | 10.23 | 10.86 | 6.20 | 3.22 | 4.35 | 1.36 | 2.81 | 0.47 | 1.63 | 0.13 | 0.72 | 0.02 |
| 70 | | | | | | | 14.99 | 26.37 | 11.01 | 12.46 | 6.68 | 3.69 | 4.68 | 1.56 | 3.03 | 0.54 | 1.76 | 0.14 | 0.77 | 0.02 |
| 75 | | | | | | | 16.06 | 29.97 | 11.80 | 14.16 | 7.16 | 4.20 | 5.01 | 1.77 | 3.25 | 0.61 | 1.88 | 0.16 | 0.83 | 0.02 |
| 80 | | | | | | | 17.13 | 33.77 | 12.59 | 15.95 | 7.63 | 4.73 | 5.35 | 1.99 | 3.46 | 0.69 | 2.01 | 0.18 | 0.88 | 0.03 |
| 85 | | | | | | | 18.21 | 37.79 | 13.37 | 17.85 | 8.11 | 5.29 | 5.68 | 2.23 | 3.68 | 0.77 | 2.13 | 0.21 | 0.94 | 0.03 |
| 90 | | | | | | | 19.28 | 42.01 | 14.16 | 19.84 | 8.59 | 5.88 | 6.02 | 2.48 | 3.90 | 0.86 | 2.26 | 0.23 | 0.99 | 0.03 |
| 95 | | | | | | | 14.95 | 21.93 | 9.07 | 6.50 | 6.35 | 2.74 | 4.11 | 0.95 | 2.39 | 0.25 | 1.05 | 0.03 | | |
| 100 | | | | | | | | | 15.74 | 24.12 | 9.54 | 7.15 | 6.69 | 3.01 | 4.33 | 1.05 | 2.51 | 0.28 | 1.10 | 0.04 |
| 110 | | | | | | | | | 17.31 | 28.77 | 10.50 | 8.53 | 7.36 | 3.59 | 4.76 | 1.25 | 2.76 | 0.33 | 1.22 | 0.05 |
| 120 | | | | | | | | | 18.88 | 33.80 | 11.45 | 10.02 | 8.03 | 4.22 | 5.20 | 1.47 | 3.02 | 0.39 | 1.33 | 0.05 |
| 130 | | | | | | | | | | | 12.41 | 11.62 | 8.70 | 4.90 | 5.63 | 1.70 | 3.27 | 0.45 | 1.44 | 0.06 |
| 140 | | | | | | | | | | | 13.36 | 13.33 | 9.37 | 5.62 | 6.06 | 1.95 | 3.52 | 0.52 | 1.55 | 0.07 |
| 150 | | | | | | | | | | | 14.32 | 15.15 | 10.03 | 6.38 | 6.50 | 2.22 | 3.77 | 0.59 | 1.66 | 0.08 |
| 160 | | | | | | | | | | | 15.27 | 17.08 | 10.70 | 7.19 | 6.93 | 2.50 | 4.02 | 0.67 | 1.77 | 0.09 |
| 170 | | | | | | | | | | | 16.23 | 19.11 | 11.37 | 8.05 | 7.36 | 2.80 | 4.27 | 0.75 | 1.88 | 0.10 |
| 180 | | | | | | | | | | | 17.18 | 21.24 | 12.04 | 8.95 | 7.08 | 3.11 | 4.53 | 0.83 | 1.99 | 0.11 |
| 190 | | | | | | | | | | | 18.14 | 23.48 | 12.71 | 9.89 | 8.23 | 3.44 | 4.78 | 0.92 | 2.10 | 0.12 |
| 200 | | | | | | | | | | | 19.09 | 25.81 | 13.38 | 10.87 | 8.66 | 3.78 | 5.03 | 1.01 | 2.21 | 0.14 |
| 225 | | | | | | | | | | | | | 15.05 | 13.52 | 9.75 | 4.70 | 5.66 | 1.25 | 2.49 | 0.17 |
| 250 | | | | | | | | | | | | | 16.73 | 16.44 | 10.83 | 5.71 | 6.29 | 1.52 | 2.77 | 0.21 |
| 275 | | | | | | | | | | | | | 18.40 | 19.61 | 11.92 | 6.82 | 6.92 | 1.82 | 3.05 | 0.25 |
| 300 | | | | | | | | | | | | | | | 13.00 | 8.01 | 7.55 | 2.13 | 3.32 | 0.29 |
| 325 | | | | | | | | | | | | | | | 14.08 | 9.29 | 8.18 | 2.48 | 3.60 | 0.34 |
| 350 | | | | | | | | | | | | | | | 15.17 | 10.65 | 8.81 | 2.84 | 3.88 | 0.39 |
| 375 | | | | | | | | | | | | | | | 16.25 | 12.10 | 9.43 | 3.23 | 4.15 | 0.44 |
| 400 | | | | | | | | | | | | | | | 17.33 | 13.64 | 10.06 | 3.64 | 4.43 | 0.50 |
| 425 | | | | | | | | | | | | | | | 18.42 | 15.26 | 10.69 | 4.07 | 4.71 | 0.55 |
| 450 | | | | | | | | | | | | | | | 19.50 | 16.97 | 11.32 | 4.52 | 4.99 | 0.62 |
| 475 | | | | | | | | | | | | | | | | | 11.95 | 5.00 | 5.26 | 0.68 |
| 500 | | | | | | | | | | | | | | | | | 12.58 | 5.50 | 5.54 | 0.75 |
| 550 | | | | | | | | | | | | | | | | | 13.84 | 6.56 | 6.10 | 0.89 |
| 600 | | | | | | | | | | | | | | | | | 15.10 | 7.70 | 6.65 | 1.05 |

Note: Shaded areas of the chart indicate velocities over 5 feet per second (FPS). Use with caution.

Schedule 40 Standard Steel Pipe

SIZES: 1/2" – 6" **FLOW:** 1 – 600 GPM **PSI LOSS:** Per 100' of pipe (PSI/100 FT) **C = 100 15**

| SIZE | 1/2" | | 3/4" | | 1" | | 1 1/4" | | 1 1/2" | | 2" | | 2 1/2" | | 3" | | 4" | | 6" | |
|---------------|--------------|----------|--------------|----------|--------------|----------|--------------|----------|--------------|----------|--------------|----------|--------------|----------|--------------|----------|--------------|----------|--------------|----------|
| OD | 0.840 | | 1.050 | | 1.315 | | 1.660 | | 1.900 | | 2.375 | | 2.875 | | 3.500 | | 4.500 | | 6.625 | |
| ID | 0.622 | | 0.824 | | 1.049 | | 1.380 | | 1.610 | | 2.067 | | 2.469 | | 3.068 | | 4.026 | | 6.065 | |
| WALL THK. | 0.109 | | 0.113 | | 0.133 | | 0.140 | | 0.145 | | 0.154 | | 0.203 | | 0.216 | | 0.237 | | 0.280 | |
| FLOW G. P. M. | Velocity FPS | psi Loss | Velocity FPS | psi Loss | Velocity FPS | psi Loss | Velocity FPS | psi Loss | Velocity FPS | psi Loss | Velocity FPS | psi Loss | Velocity FPS | psi Loss | Velocity FPS | psi Loss | Velocity FPS | psi Loss | Velocity FPS | psi Loss |
| 1 | 1.05 | 0.91 | 0.60 | 0.23 | 0.37 | 0.07 | 0.21 | 0.02 | 0.15 | 0.01 | 0.09 | 0.00 | | | | | | | | |
| 2 | 2.10 | 3.28 | 1.20 | 0.84 | 0.74 | 0.26 | 0.42 | 0.07 | 0.31 | 0.03 | 0.19 | 0.01 | 0.13 | 0.00 | | | | | | |
| 3 | 3.16 | 6.95 | 1.80 | 1.77 | 1.11 | 0.55 | 0.64 | 0.14 | 0.47 | 0.07 | 0.28 | 0.02 | 0.20 | 0.01 | 0.13 | 0.00 | | | | |
| 4 | 4.21 | 11.85 | 2.40 | 3.02 | 1.48 | 0.93 | 0.85 | 0.25 | 0.62 | 0.12 | 0.38 | 0.03 | 0.26 | 0.01 | 0.17 | 0.01 | | | | |
| 5 | 5.27 | 17.91 | 3.00 | 4.56 | 1.85 | 1.41 | 1.07 | 0.37 | 0.78 | 0.18 | 0.47 | 0.05 | 0.33 | 0.02 | 0.21 | 0.01 | | | | |
| 6 | 6.32 | 25.10 | 3.60 | 6.39 | 2.22 | 1.97 | 1.28 | 0.52 | 0.94 | 0.25 | 0.57 | 0.07 | 0.40 | 0.03 | 0.26 | 0.01 | | | | |
| 7 | 7.38 | 33.40 | 4.20 | 8.50 | 2.59 | 2.63 | 1.49 | 0.69 | 1.10 | 0.33 | 0.66 | 0.10 | 0.46 | 0.04 | 0.30 | 0.01 | | | | |
| 8 | 8.43 | 42.77 | 4.80 | 10.89 | 2.96 | 3.36 | 1.71 | 0.89 | 1.25 | 0.42 | 0.76 | 0.12 | 0.53 | 0.05 | 0.34 | 0.02 | 0.20 | 0.00 | | |
| 9 | 9.49 | 53.19 | 5.40 | 13.54 | 3.33 | 4.18 | 1.92 | 1.10 | 1.41 | 0.52 | 0.85 | 0.15 | 0.60 | 0.06 | 0.39 | 0.02 | 0.22 | 0.01 | | |
| 10 | 10.54 | 64.65 | 6.00 | 16.46 | 3.70 | 5.08 | 2.14 | 1.34 | 1.57 | 0.63 | 0.95 | 0.19 | 0.66 | 0.08 | 0.43 | 0.03 | 0.25 | 0.01 | | |
| 11 | 11.60 | 77.13 | 6.60 | 19.63 | 4.07 | 6.07 | 2.35 | 1.60 | 1.73 | 0.75 | 1.05 | 0.22 | 0.73 | 0.09 | 0.47 | 0.03 | 0.27 | 0.01 | | |
| 12 | 12.65 | 90.62 | 7.21 | 23.07 | 4.44 | 7.13 | 2.57 | 1.88 | 1.88 | 0.89 | 1.14 | 0.26 | 0.80 | 0.11 | 0.52 | 0.04 | 0.30 | 0.01 | | |
| 14 | 14.76 | 20.56 | 8.41 | 30.69 | 5.19 | 9.48 | 2.99 | 2.50 | 2.20 | 1.18 | 1.33 | 0.35 | 0.93 | 0.15 | 0.60 | 0.05 | 0.35 | 0.01 | | |
| 16 | 16.87 | 54.39 | 9.61 | 39.30 | 5.93 | 12.14 | 3.42 | 3.20 | 2.51 | 1.51 | 1.52 | 0.45 | 1.07 | 0.19 | 0.69 | 0.07 | 0.40 | 0.02 | | |
| 18 | 18.89 | 92.02 | 10.81 | 48.88 | 6.67 | 15.10 | 3.85 | 3.98 | 2.83 | 1.88 | 1.71 | 0.56 | 1.20 | 0.23 | 0.78 | 0.08 | 0.45 | 0.02 | | |
| 20 | | | 12.01 | 59.41 | 7.41 | 18.35 | 4.28 | 4.83 | 3.14 | 2.28 | 1.90 | 0.68 | 1.33 | 0.29 | 0.86 | 0.10 | 0.50 | 0.03 | | |
| 22 | | | 13.21 | 70.88 | 8.15 | 21.90 | 4.71 | 5.77 | 3.46 | 2.72 | 2.10 | 0.81 | 1.47 | 0.34 | 0.95 | 0.12 | 0.55 | 0.03 | 0.24 | 0.00 |
| 24 | | | 14.42 | 83.27 | 8.89 | 25.72 | 5.14 | 6.77 | 3.77 | 3.20 | 2.29 | 0.95 | 1.60 | 0.40 | 1.04 | 0.14 | 0.60 | 0.04 | 0.26 | 0.01 |
| 26 | | | 15.62 | 96.57 | 9.64 | 29.83 | 5.57 | 7.86 | 4.09 | 3.71 | 2.48 | 1.10 | 1.74 | 0.46 | 1.12 | 0.16 | 0.65 | 0.04 | 0.28 | 0.01 |
| 28 | | | 16.82 | 110.8 | 10.38 | 34.22 | 5.99 | 9.01 | 4.40 | 4.26 | 2.67 | 1.26 | 1.87 | 0.53 | 1.21 | 0.18 | 0.70 | 0.05 | 0.31 | 0.01 |
| 30 | | | 18.02 | 125.9 | 11.12 | 38.89 | 6.42 | 10.24 | 4.72 | 4.84 | 2.86 | 1.43 | 2.00 | 0.60 | 1.30 | 0.21 | 0.75 | 0.06 | 0.33 | 0.01 |
| 35 | | | | | 12.97 | 51.74 | 7.49 | 13.62 | 5.50 | 6.44 | 3.34 | 1.91 | 2.34 | 0.80 | 1.51 | 0.28 | 0.88 | 0.07 | 0.38 | 0.01 |
| 40 | | | | | 14.83 | 66.25 | 8.56 | 17.45 | 6.29 | 8.24 | 3.81 | 2.44 | 2.67 | 1.03 | 1.73 | 0.36 | 1.00 | 0.10 | 0.44 | 0.01 |
| 45 | | | | | 16.68 | 82.40 | 9.64 | 21.70 | 7.08 | 10.25 | 4.29 | 3.04 | 3.01 | 1.28 | 1.95 | 0.44 | 1.13 | 0.12 | 0.49 | 0.02 |
| 50 | | | | | 18.53 | 100.2 | 10.71 | 26.37 | 7.87 | 12.46 | 4.77 | 3.69 | 3.34 | 1.56 | 2.16 | 0.54 | 1.25 | 0.14 | 0.55 | 0.02 |
| 55 | | | | | | | 11.78 | 31.47 | 8.65 | 14.86 | 5.25 | 4.41 | 3.68 | 1.86 | 2.38 | 0.65 | 1.38 | 0.17 | 0.61 | 0.02 |
| 60 | | | | | | | 12.85 | 36.97 | 9.44 | 17.46 | 5.72 | 5.18 | 4.01 | 2.18 | 2.60 | 0.76 | 1.51 | 0.20 | 0.66 | 0.03 |
| 65 | | | | | | | 13.92 | 42.88 | 10.23 | 20.25 | 6.20 | 6.00 | 4.35 | 2.53 | 2.81 | 0.88 | 1.63 | 0.23 | 0.72 | 0.03 |
| 70 | | | | | | | 14.99 | 49.18 | 11.01 | 23.23 | 6.68 | 6.89 | 4.68 | 2.90 | 3.03 | 1.01 | 1.76 | 0.27 | 0.77 | 0.04 |
| 75 | | | | | | | 16.06 | 55.89 | 11.80 | 26.40 | 7.16 | 7.83 | 5.01 | 3.30 | 3.25 | 1.15 | 1.88 | 0.31 | 0.83 | 0.04 |
| 80 | | | | | | | 17.13 | 62.98 | 12.59 | 29.75 | 7.63 | 8.82 | 5.35 | 3.72 | 3.46 | 1.29 | 2.01 | 0.34 | 0.88 | 0.05 |
| 85 | | | | | | | 18.21 | 70.47 | 13.37 | 33.29 | 8.11 | 9.87 | 5.68 | 4.16 | 3.68 | 1.44 | 2.13 | 0.39 | 0.94 | 0.05 |
| 90 | | | | | | | 19.28 | 78.33 | 14.16 | 37.00 | 8.59 | 10.97 | 6.02 | 4.62 | 3.90 | 1.61 | 2.26 | 0.43 | 0.99 | 0.06 |
| 95 | | | | | | | | | 14.95 | 40.90 | 9.07 | 12.13 | 6.35 | 5.11 | 4.11 | 1.78 | 2.39 | 0.47 | 1.05 | 0.06 |
| 100 | | | | | | | | | 15.74 | 44.97 | 9.54 | 13.33 | 6.69 | 5.62 | 4.33 | 1.95 | 2.51 | 0.52 | 1.10 | 0.07 |
| 110 | | | | | | | | | 17.31 | 53.66 | 10.50 | 15.91 | 7.36 | 6.7 | 4.76 | 2.33 | 2.76 | 0.62 | 1.22 | 0.08 |
| 120 | | | | | | | | | 18.88 | 63.04 | 11.45 | 18.69 | 8.03 | 7.87 | 5.20 | 2.74 | 3.02 | 0.73 | 1.33 | 0.10 |
| 130 | | | | | | | | | | | 12.41 | 21.68 | 8.70 | 9.13 | 5.63 | 3.17 | 3.27 | 0.85 | 1.44 | 0.12 |
| 140 | | | | | | | | | | | 13.36 | 24.87 | 9.37 | 10.47 | 6.06 | 3.64 | 3.52 | 0.97 | 1.55 | 0.13 |
| 150 | | | | | | | | | | | 14.32 | 28.26 | 10.03 | 11.90 | 6.50 | 4.14 | 3.77 | 1.10 | 1.66 | 0.15 |
| 160 | | | | | | | | | | | 15.27 | 31.84 | 10.70 | 13.41 | 6.93 | 4.66 | 4.02 | 1.24 | 1.77 | 0.17 |
| 170 | | | | | | | | | | | 16.23 | 35.63 | 11.37 | 15.01 | 7.36 | 5.22 | 4.27 | 1.39 | 1.88 | 0.19 |
| 180 | | | | | | | | | | | 17.18 | 39.61 | 12.04 | 16.68 | 7.80 | 5.80 | 4.53 | 1.55 | 1.99 | 0.21 |
| 190 | | | | | | | | | | | 18.14 | 43.78 | 12.71 | 18.44 | 8.23 | 6.41 | 4.78 | 1.71 | 2.10 | 0.23 |
| 200 | | | | | | | | | | | 19.09 | 48.14 | 13.38 | 20.28 | 8.66 | 7.05 | 5.03 | 1.88 | 2.21 | 0.26 |
| 225 | | | | | | | | | | | | | 15.08 | 25.22 | 9.75 | 8.76 | 5.66 | 2.34 | 2.49 | 0.32 |
| 250 | | | | | | | | | | | | | 16.73 | 30.65 | 10.83 | 10.65 | 6.29 | 2.84 | 2.77 | 0.39 |
| 275 | | | | | | | | | | | | | 18.40 | 36.57 | 11.92 | 12.71 | 6.92 | 3.39 | 3.05 | 0.46 |
| 300 | | | | | | | | | | | | | | | 13.00 | 14.93 | 7.55 | 3.98 | 3.32 | 0.54 |
| 325 | | | | | | | | | | | | | | | 14.08 | 17.32 | 8.18 | 4.62 | 3.60 | 0.63 |
| 350 | | | | | | | | | | | | | | | 15.17 | 19.87 | 8.81 | 5.30 | 3.88 | 0.72 |
| 375 | | | | | | | | | | | | | | | 16.25 | 22.57 | 9.43 | 6.02 | 4.15 | 0.82 |
| 400 | | | | | | | | | | | | | | | 17.33 | 25.44 | 10.06 | 6.78 | 4.43 | 0.92 |
| 425 | | | | | | | | | | | | | | | 18.42 | 28.46 | 10.69 | 7.59 | 4.71 | 1.03 |
| 450 | | | | | | | | | | | | | | | 19.50 | 31.64 | 11.32 | 8.43 | 4.99 | 1.15 |
| 475 | | | | | | | | | | | | | | | | | 11.95 | 9.32 | 5.26 | 1.27 |
| 500 | | | | | | | | | | | | | | | | | 12.58 | 10.25 | 5.54 | 1.40 |
| 550 | | | | | | | | | | | | | | | | | 13.84 | 12.23 | 6.10 | 1.67 |
| 600 | | | | | | | | | | | | | | | | | 15.10 | 14.37 | 6.65 | 1.96 |

Note: Shaded areas of the chart indicate velocities over 7 feet per second (FPS). Use with caution.

Warranty

Limited Product Warranty

All K-Rain® professional gear drive rotors, sprays and valves carry a five year "Limited Warranty" from the date of purchase unless otherwise stated. All K-Rain® electronic products carry a two year "Limited Warranty" from the date of purchase unless otherwise stated. During this period K-Rain® will repair or replace (at the option of K-Rain®) the product or any part if the product is found to be defective as to workmanship or material.

This warranty does not extend to damage to a K-Rain® product resulting from misuse, neglect or abuse, normal wear and tear, or accident, to exterior appearance or color or due to improper installation. Various products may carry a longer warranty time period; check individual product specification sheets for warranty period.

This warranty extends only to an original user of a K-Rain® product.

IN NO EVENT SHALL K-RAIN® BE LIABLE FOR INCIDENTAL OR CONSEQUENTIAL DAMAGES. ALL IMPLIED WARRANTIES ARE LIMITED IN DURATION TO TWO YEARS FOLLOWING DATE OF PURCHASE UNLESS INDICATED OTHERWISE.

Some U.S. states do not permit the exclusion or limitation of incidental or consequential damages or of implied warranties. Therefore, the above exclusions or limitations may not apply to you. If a defect arises in a K-Rain® product within the warranty period, you should promptly contact your K-Rain® installer, distributor or K-RAIN® MANUFACTURING CORPORATION.

This warranty gives you specific legal rights, and you may also have other rights which vary from state to state. If you have any questions concerning the warranty or its application, please contact K-Rain®:

K-Rain® Manufacturing Corp.

1640 Australian Avenue

Riviera Beach, FL 33404 USA

561.844.1002

FAX: 561.842.9493

1.800.735.7246 | www.krain.com

K-RAIN | Designed for easy. Built for reliable.



K-Rain® Manufacturing Corp.
1640 Australian Avenue
Riviera Beach, FL 33404 USA
561.844.1002
Fax: 561.842.9493
1.800.735.7246

© K-Rain Manufacturing Corporation
AN ISO 9001 CERTIFIED COMPANY

www.krain.com

Follow us on social media:

