



VIGHT AGE DERMA

EXPERT SERIES +

THIS IS
THE NEW
WORLD OF
VRH DERMA



VRH

ENGINEERING SCIENCE TO BEAUTY WE CARE TO CURE

We **“REDEFINE BEAUTY TO AESTHETIC DERMA”**

Our story began in 2015 with a humble beginning but with a strong desire to enrich the beauty of people naturally that god has created, we look four year's for R&D to start our manufacturing unit in 2018 September & it was a Cosmetic's Derma and start innovation. Our mission is to build the confidence of each persona by nurturing and enhancing their individual Beauty.

VRH, the brain child of Mr. Vishal Sehgal, who with his vision to create new entities for Skin and Hair Care different from others, laid the foundation of VRH with the belief in the science of body Aesthetics to be related to Naruto Mythological Ideology, we have developed unique products which are result oriented, VRH has grown leaps and bounce over the years as its innovative formulations have been endorsed and testified by not only the Dermatological Medical fraternity but also the end user the ever increasing knowledge and awareness of the consumer encourages us to deliver latest cutting edge technology and formulations best suited to their needs.

Our consumers believe that healthy skin is the most beautiful skin and so do we as a derma cosmeceutical company. As a consumer-centric company, our product innovations are always inspired by true consumer experiences and the issues that were faced by people in their daily life we are scientifically tested and proven to deliver real results clinical data to support this, we never make any false claims, we think our customers are smart enough to witness the truth and we think that the only promises you should make are those you can keep.

It's true that sometimes our products take longer to develop, but that's what happens when you don't compromise on research because we don't follow trends, we deliver results, and we have managed to stay true to our values, even in such competitive market.

VRH Registered With



All Rights Reserved
Imitation of graphics &
text is a punishable offence



Introducing **VRH** Vight Age Derma

“REDEFINE BEAUTY TO AESTHETIC DERMA”

1. Yellow Retinol Complex	15 ml	12. Lactic Pad	25 Pads
2. Salezemac Complex	30 ml	13. Under Eye Gel	15ml
3. Jessener Complex	30 ml	14. Sleep & Blush Complex	30 ml
4. Phlavo Complex	30 ml	15. Vitamin C Complex	15 ml
5. Phetamic Complex	30 ml	16. Hydronomics Complex 5%	30 ml
6. Glyconomics Complex	30 ml	17. Retinol Serum	30 ml
7. Glyconomics	30 ml	18. Hyaluronic Serum	30 ml
8. Lactonomics Gel	30 ml	19. Advance Acne Face Serum	30 ml
9. TCA Complex	30 ml	20. VIT-C Complex Advance Cleanser	200 ml
10. Multi Action Penta Peel Pad	25 Pads	21. Sensitive Scalp Hydrating Mask	200 ml
11. Glycolic Pad	25 Pads	22. Sensitive Skin Hydrator +VIT-C	200 ml

+
EXPERT SERIES

PRECAUTION TO BE TAKEN BEFORE CHEMICAL PEEL

PRECAUTION



PRE-PROCEDURE

- *Stop all kinds of retinoids
- *Invasive procedure, sun exposure, threading bleaching, waxing, 3 days before the procedure

POST PROCEDURE

- *No soap applications
- *No AHAs, BHAs, face wash for 7days
- *No sun exposure
- *Avoid steam, swimming, no invasive procedure
- *Apply moisturizer and sunscreen
- *No makeup

STEPS OF PEELING

- *Cleanse the face with VRH Vit. C cleanser and wipe out
- *Apply petroleum jelly outer canthus of eyes, ala of nose, corner of mouth
- *Apply peel
- *Neutralize



PEEL

What is peel?

To take out the extra dead layer of the skin

TYPES OF PEELS

- * Superficial peels-peel of epidermis layer
- * Fine line, wrinkle
- * Medium depth peel-peel of upper dermis (also known as papillary dermis)
- * Deeper dermis- (also know as reticular dermis)
- * Pigmentation, fine line
- * Deep peel-deep exfoliation, works on pits, scars, melasma, hyperpigmentation, freckle's
- * Superficial peel-AHAs (alpha-hydroxy acid), non-chemical
- * Medium depth peel-AHAs, BHAs (beta-hydroxy acid)
- * Deep peel-BHAs, Phenol, TCA (TRI-CHLORO ACETIC ACID)

SUPERFICIAL/ LIGHT PEEL

- * Only remove the top layer of the skin up to the basal layer of the epidermis, give skin instantly brighter look

MEDIUM DEPTH PEEL

- * Medium depth peels give more dramatic results than superficial peels
- * Usually derived from TCA, they penetrate deeper into the skin upto the papillary dermis
- * Used to treats damage, pigmentation & wrinkle

DEEP PEELS

- * Deep peels are strongest type of chemical peel available
- * Get amazing result for sun damage, scarring, deep lines, wrinkles

INDICATION TABLE

REFER TO THIS TABLE FOR VRH CHEMICAL PEELS AS THIS WILL GIVE YOU INDICATION OF APPLICATION TIME AND ALSO THE AMOUNT OF TIME EVERY PEEL NEEDS TO BE APPLIED OVER SKIN BEFORE RINSING IT OFF WITH PLAIN WATER STILL A FEW IMPORTANT FACTORS NEEDS TO BE ACKNOWLEDGED BEFORE APPLYING PEELS

1. CONSENT FORM SIGNED BY BOTH PATIENT AND DOCTOR
2. PATCH TEST TO ENSURE THE SENSITIVITY/ ANY REACTION OF SKIN TO ANY PECULIAR CHEMICAL
3. PRE-OPERATIVE COUNSELLING OF THE PATIENT TO UNDERSTAND THEIR CONCERNS
4. THE ADJACENT TABLE SERVES A BASIC GUIDELINE AND INCASE OF ANY EXTREME IRRITATION/ REDNESS FACED BY THE PATIENT WHICH CAUSES DISCOMFORT, PEEL SHOULD BE NEUTRALISED BY THE DOCTOR ON IMMEDIATE BASIS

S No	Chemical Peel	Application Duration	Hours Retainability
01	Yellow Retinol Complex	3-5 mins	6 to 8 hrs
02	Salezemac Complex	2 mins	5 to 7 mins, Neutralize(1 to 2 mins) Frosting is seen
03	Jessener Complex	2 mins	5 to 7 mins, Neutralize (1 to 2 mins)
04	Phlavo Complex	2 min	5 to 7 mins, Neutralize (1 to 2 mins)
05	Phetamic Complex	30 sec	Rinse off with Chilled water after 30 seconds
06	Glyconomics Complex [70%]	30 sec to 1 min	1 to 2 mins, Neutralize (1min)
07	Glyconomics [35%]	2 mins	5 to 7 mins, Neutralize (1min)
08	Lactonomics Gel Complex	2 mins	5 to 7 mins, Neutralize (1min)
09	TCA Complex [30%]	30 sec	30 sec Max, Neutralize (1min)

* Timing of application duration are already trialed.

VIGHT AGE DERMA

Formulated in USA

Active's:

Encapsulated Retinol 15%

Salicylic Acid 2%

Lactic Acid 10%

Kojic Acid 5%



BEFORE

Real case study of our precious trusted customer.



AFTER

Target's

Encapsulated Retinol Complex removes wrinkles; Acne lesions, Minor discolourations, Hyperpigmentation, Photoageing, Superficial melasma, Acne scars, Reduce acne/ Melanin formation, Strong anti-oxidant & anti-aging.

FIRST TO LAUNCH ENCAPSULATED RETINOL COMPLEX

*** Encapsulation give's quicker & enhanced result's.**

ENCAPSULATED RETINOL COMPLEX

Rétinol Jaune complexe
Encapsulated Retinol

**YELLOW RETINOL
COMPLEX**

Rétinol jaune Complexe
Encapsulated Retinol



**VIGHT AGE
DERMA**

Formulated in USA

e 15 mL / 0.5 fl. oz

EXPERT SERIES +



ENCAPSULATED RETINOL COMPLEX

APPLICATION METHOD

- 1 Cleanse face properly with VRH VITAMIN C CLEANSER
- 2 Apply petroleum jelly on outer canthus of eyes, ala of nose & corner of mouth
- 3 Apply an even layer of yellow retinol peel on face, massage for 3-5 mins with 2 fingers till it is completely absorbed
- 4 If any irritation, sensation occurs on face immediately neutralize face by chilled water & ice cube
- 5 Rinse off the face with normal tap water post 8 hours of application
- 6 After 48 hours moisturizer the skin with VRH sensitive skin hydrator every 2 to 4 hours
- 7 VISIBLE intense peeling can be witnessed within 48 HOURS
- 8 Use VRH SPF 50 sunscreen everyday & protect skin from UVA & UVB rays
- 9 Avoid sun exposer 7 to 10 days. If in case get in sun exposer cover your face and use sunglass
- 10 Don't use any cleanser/ soaps for 3 days & don't scrub too hard. Use AHA's, BHA's free face wash
- 11 Avoid makeup for 7 to 10 days
- 12 Avoid steam, swimming & sauna bath stay away from heat & invasive procedure

PRECAUTIONS TO BE TAKEN

- Keep it out of the reach of the children
- Store in a cool and dry place away from direct sunlight
- Do not exceed the recommended usage
- Use only under clinical/ professional guidance
- Stop all kinds of retinoids
- Facial threading, bleaching, waxing invasive procedure should be stopped 3 days before procedure

ADDITIONAL INFORMATION

- If you don't get desired results doesn't mean the peel is not working it only means that your skin is tough for the peel you are using, then it is time to use stronger peels or do multiple coats and increase the application time of the peel in the next sitting
- Visible results can be witness in 15-20 days
- **VRH YELLOW RETINOL COMPLEX, NOT ONLY SHEDS THE SKIN BUT ALSO REGULATES THE SKIN CYCLE BECAUSE OF ANTI OXIDANT PROPERTIES OF ENCAPSULATION TO HYDRATE SKIN ON REGULAR INTERVALS**
- **Repeat once in a month**

SALEZEMAC COMPLEX

Salazemac Complexe

EXPERT SERIES +



VIGHT AGE DERMA

Formulated in USA

Active's:

Salicylic Acid 20%

Azelaic Acid 10%

Mandelic Acid 5%


Lactic Acid 15%

4-N Butyl Resorcinol 15%

Adapalene 0.1%


Clindamycin Phosphate 0.1%

Hyaluronic Acid 0.3%



BEFORE

Real case study of our precious trusted customer.



AFTER

Target's

VRH SALEZEMAC COMPLEX, reduces and cleanse open pores, reduces inflammation and blemishes, reduces finelines and wrinkles, promotes new cell growth, removes scaly/ hard skin and it even treats acne, eczema and psoriasis. Reduce's Inflammation fungal & bacteria growth, improve pH at skin to balance, hormone's & to release appropriate amount at sebum, Reduces acne marks & acne spots. Active acne, Acne prone skin.

SALEZEMAC COMPLEX

APPLICATION METHOD

- 1 Cleanse face properly with VRH ACNE CLEANSER
- 2 Apply petroleum jelly on outer canthus of eyes, ala of nose & corner of mouth
- 3 Apply an even layer of VRH SALEZEMAC peel on face, apply for 2 mins
- 4 Frosting is seen on the face that show peel starts working
- 5 Leave on for 5 to 7 mins only. Neutralize the face by chilled water & ice cube. Apply sensitive skin hydrator on face then apply the proper layer of VRH SPF 50 Sunscreen
- 6 Avoid sun exposure 7 to 10 days. If in case get in sun exposure cover your face and use sunglasses
- 7 If any irritation, Sensation occurs on face suddenly neutralize face by chill water & ice cube
- 8 Use VRH SPF 50 Sunscreen & sensitive skin hydrator everyday
- 9 Don't use any cleanser/ soaps for 3 days & don't scrub too hard. Use AHA's, BHA's free face wash
- 10 VISIBLE peeling can be witnessed within 48 HOURS
- 11 No makeup for 5 to 7 days
- 12 Avoid steam, swimming & sauna bath stay away from heat & invasive procedure

PRECAUTIONS TO BE TAKEN

- Keep it out of the reach of children
- Store in a cool and dry place away from direct sunlight
- Do not exceed the recommended usage
- Use only under clinical/ professional guidance
- Allergic cuts burn abrasions very dry skin recently bleached or threading on face stop them before 3 days of chemical peel
- Stop all kinds of retinoids
- Skin avoid direct contact from heat

ADDITIONAL INFORMATION

- If you don't get desired results doesn't mean the peel is not working it only means that your skin is tough for the peel you are using, then it is time to use stronger peels or do multiple coats and increase the application time of the peel in the next sitting
- Visible result in a week's time
- Regular use of acne serum will regulate both pH BALANCE and oil secretion of skin after 21 days of peel
- **VRH SALEZEMAC COMPLEX, NOT ONLY REMOVES THE ACNE MARKS BUT ALSO CLEANS OPEN PORES**
- **Repeat once in a month**

VIGHT AGE DERMA


Formulated in USA

Active's:

4-N Butyl Resorcinol 14 %


Lactic Acid 14 %

Salicylic Acid 14 %



BEFORE

Real case study of our precious trusted customer.



AFTER

Target's

VRH Jessener's Peel is a safe and effective solution for reducing the appearance of acne, hyperpigmentation, smoothing out fine lines and wrinkles, and enhancing skin texture and tone, leading to an overall improved complexion of the skin.

JESSENER COMPLEX

Complexe Jessner



+
EXPERT SERIES

JESSENER COMPLEX

APPLICATION METHOD

- 1 Cleanse face properly with VRH VITAMIN-C CLEANSER
- 2 Apply petroleum jelly on outer canthus of eyes, ala of nose & corner of mouth
- 3 Apply an even layer of VRH JESSENER peel on face, Apply for 2mins
- 4 Leave on for 5 to 7 mins only. Neutralize the face by chilled water & ice cube. Apply sensitive skin hydrator on face then apply the proper layer of VRH SPF 50 Sunscreen
- 5 Avoid sun exposer 7 to 10 days. If in case get in sun exposer cover your face and use sunglass
- 6 Don't use any cleanser/ soaps for 3 days & don't scrub too hard. Use AHA's, BHA's free face wash
- 7 If any irritation, Sensation occurs on face suddenly neutralize face by chill water & ice cube
- 8 Rinse off the face with normal tap water after 5 mins, post application of the peel
- 9 Use VRH SPF 50 Sunscreen & sensitive skin hydrator everyday
- 10 Micropeeling happens which remove the scars from different layers and exfoliates the skin which is not visible to the naked eye
- 11 No makeup for 5 to 7 days
- 12 Avoid steam, swimming & sauna bath stay away from heat & invasive procedure

PRECAUTIONS TO BE TAKEN

- Keep it out of the reach of the children
- Store in a cool and dry place away from direct sunlight
- Do not exceed the recommended usage
- Use only under clinical/ professional guidance
- Allergic cuts burn very dry skin recently bleached or threading on face stop them before 3 days of chemical peel
- Stop all kinds of retinoids
- Skin avoid direct contact from heat

ADDITIONAL INFORMATION

- If you don't get desired results doesn't mean the peel is not working it only means that your skin is tough for the peel you are using, then it is time to use stronger peels or do multiple coats and increase the application time of the peel in the next sitting
- Visible result in a week can be witness
- Regular use of acne serum will regulate both pH BALANCE and oil secretion of skin
- **VRH JESSENER COMPLEX, NOT ONLY SHEDS THE SKIN BUT ALSO REGULATES THE pH BALANCE OF THE SKIN**
- **Repeat once in a month**

PHLAVO GEL COMPLEX (Party Peel)

Complexe Phlavo

EXPERT SERIES +



VIGHT AGE DERMA

Formulated in USA


Active's:

Phytic Acid 5%


Lactic Acid 10%

Vitamin C 10%

Pyruvic Acid 2%



BEFORE



AFTER

Real case study of our precious trusted customer.

Target's

VRH PHLAVO GEL COMPLEX (Party Peel), lightens skin tone, reduces scars, reduces blackheads and whiteheads, regulates collagen production, age reversing

PHLAVO GEL COMPLEX (Party Peel)

APPLICATION METHOD

- 1 Cleanse face properly with VRH VITAMIN C CLEANSER
- 2 Apply petroleum jelly on outer canthus of eyes, ala of nose & corner of mouth
- 3 Apply an even layer of VRH PHLAVO peel on face
- 4 Leave on 5 to 7 mins, Neutralize the face by chilled water & ice cube. Apply sensitive skin hydrator on face then apply the proper layer of VRH SPF 50 Sunscreen
- 5 If any irritation, sensation occurs on face suddenly neutralize face by chill water & ice cube
- 6 Don't use any cleanser/ soaps for 3 days & don't scrub too hard. Use AHA's, BHA's free face wash
- 7 After 48 hours, begin using Vit C Complex
- 8 Use VRH SPF 50 sunscreen & sensitive skin hydrator everyday
- 9 VISIBLE intense peeling can be witnessed within 48 hours
- 10 Micro-peeling happens which remove the scars from different layers and exfoliates the skin which is not visible to the naked eye
- 11 No makeup for 5 to 7 days
- 12 Avoid steam, swimming & sauna bath stay away heat & invasive procedure

PRECAUTIONS TO BE TAKEN

- Keep it out of the reach of the children
- Store in a cool and dry place away from direct sunlight
- Do not exceed the recommended usage
- Use only under clinical/ professional guidance
- Allergic cuts burn very dry skin recently bleached or threading on face stop them before 3 days of chemical peel
- Stop all kinds of retinoids
- Avoid direct contact of skin with heat

ADDITIONAL INFORMATION

- If you don't get desired results doesn't mean the peel is not working it only means that your skin is tough for the peel you are using, then it is time to use stronger peels or do multiple coats and increase the application time of the peel in the next sitting
- visible result in 2 weeks
- Regular use of VITAMIN C COMPLEX will enhance skin texture, skin radiance, reduces fine lines and wrinkles
- **VRH PHLAVO COMPLEX, NOT ONLY SHEDS THE SKIN BUT ALSO REGULATES THE COLLAGEN PRODUCTION**
- **Repeat once in a month**

VIGHT AGE DERMA

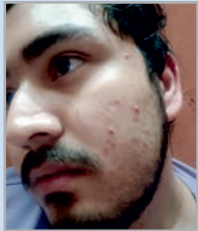
Formulated in USA

Active's:

Phenol 10%


Trichloro Acetic Acid 20%

Tranexamic 2%



BEFORE

Real case study of our precious trusted customer.



AFTER

Target's

Protection against harsh enzymes, Reduces sun damage and acne scars, Brightens skin tone

TCA & Phenol Cocktail is a aggressive approach to exfoliate & reduce deep wrinkle's, deep scar's & reduce skin damage.

PHETAMIC COMPLEX

Complexe Phetamique



+
EXPERT SERIES

PHETAMIC COMPLEX

APPLICATION METHOD - PREFERABLE FOR DARKER SKIN

- 1 Cleanse face properly with VRH VITAMIN C CLEANSER
- 2 Apply petroleum jelly on outer canthus of eyes, ala of nose & corner of mouth
- 3 Apply an even layer of VRH PHETAMIC complex peel on face
- 4 Leave on for 30 sec, neutralize the face by chilled water & ice cube, apply sensitive skin hydrator on face then apply the proper layer of VRH SPF 50 sunscreen
- 5 If any irritation, sensation occurs on face suddenly neutralize face by chilled water & ice cube
- 6 Don't use any cleanser/ soaps for 3 days & don't scrub too hard, Use AHA, BHA's free face wash
- 7 Start primary three day's prior PHETAMIC peel with Sensitive Skin Moisturize's
- 8 Use VRH SPF 50 sunscreen & sensitive skin hydrator everyday
- 9 VISIBLE glow can be witnessed within two weeks
- 10 Micro-peeling happens which remove the scars from different layers and exfoliates the skin which is not visible to the naked eye
- 11 No makeup for 5 to 7 days
- 12 Avoid steam, swimming & sauna bath stay away from heat & invasive procedure

EFFECTIVE ON

- Dark Skin Tone Forehead & Cheek Neck Under Arm

PRECAUTIONS TO BE TAKEN

- Keep it out of the reach of the children
- Store in a cool and dry place away from direct sunlight
- Do not exceed the recommended usage
- Use only under clinical/ professional guidance Allergic cuts burn very dry skin recently bleached or threading on face stop them before 3 days of chemical peel
- Stop all kinds of retinoids
- Skin avoid direct contact from heat

ADDITIONAL INFORMATION

- If you don't get desired results doesn't mean the peel is not working it only means that your skin is tough for the peel you are using, then it is time to use stronger peels or do multiple coats and increase the application time of the peel in the next sitting
- Visible result in 12 days
- Regular use of sensitive skin hydrator will retain hydration, protects from cell mutation caused by UVA and UVB rays
- **VRH PHETAMIC COMPLEX, NOT ONLY SHEDS THE SKIN BUT ALSO PROTECTS THE SKIN FROM HARSH ENZYMES**
- **Repeat once in a month**

CAUTION

- Be extra careful while using PHETAMIC Complex
- Patch test required
- Please neutralise peel with neutralizer

GLYCONOMICS COMPLEX GEL

APPLICATION METHOD

- 1 Cleanse face properly with VRH VITAMIN C CLEANSER
- 2 Apply petroleum jelly on outer canthus of eyes, ala of nose & corner of mouth
- 3 Apply an even layer of VRH GLYCONOMICS complex peel on face, apply for 1 mins
- 4 leave on for 2 to 3 mins only, Neutralize the face by chilled water & ice cube. Apply sensitive skin hydrator on face then apply the proper layer of VRH SPF 50 sunscreen
- 5 Pseudo frosting effect can be seen
- 6 Don't use any cleanser/ soaps for a week & don't scrub too hard, Use AHA's, BHA's free face wash
- 7 Rinse off the face with normal tap water
- 8 After 36 hours, begin using sensitive skin hydrator
- 9 Use VRH SPF 50 sunscreen & sensitive skin hydrator everyday to protect skin from UVA & UVB rays
- 10 Micro-peeling happens which remove the scars from different layers and exfoliates the skin which is not visible to the naked eye
- 11 No makeup for 5 to 7 days
- 12 Avoid steam, swimming & sauna bath stay away from heat & invasive procedure

PRECAUTIONS TO BE TAKEN

- Keep it out of the reach of the children
- Store in a cool and dry place away from direct sunlight
- Do not exceed the recommended usage
- Use only under clinical/ professional guidance
- Allergic cuts burn very dry skin recently bleached or threading on face stop them before 3 days of chemical peel
- Stop all kinds of retinoids
- Avoid skin from direct contact from heat

ADDITIONAL INFORMATION

- If you don't get desired results doesn't mean the peel is not working it only means that your skin is tough for the peel you are using, then it is time to use stronger peels or do multiple coats and increase the application time of the peel in the next sitting
- Weekly application for two to three months & Later once in a month. Visible result in 21 days
- Regular use of sensitive skin hydrator will retain hydration, protects from cell mutation caused by UVA and UVB rays
- **VRH GLYCONOMICS COMPLEX GEL, NOT ONLY SHEDS THE SKIN BUT ALSO REDUCES THE MELANIN REDUCTION**
- **Repeat once in a month**

GLYCONOMICS COMPLEX GEL

Complexe Glyconomique

EXPERT SERIES +




VIGHT AGE DERMA

Formulated in USA


Active's:

Glycolic Acid 70 %



BEFORE

Real case study of our precious trusted customer.



AFTER

Target's

VRH GLYCONOMICS COMPLEX GEL, exfoliation of free radicals from damaged skin, reduces melanin production, reduces crow feet and fine lines, reduces open pores, gives radiant glow and even tones skin texture. It's a best pore minimizer.

VIGHT AGE DERMA

Formulated in USA


Active's:

Glycolic Acid 35%



BEFORE

Real case study of our precious trusted customer.



AFTER

Target's

VRH GLYCONOMICS GEL, exfoliation of free radicals from damaged skin, reduces melanin production, reduces crow feet and fine lines, reduces open pores, gives radiant glow and even tones skin texture. It's pore minimizer.

GLYCONOMICS GEL

Glyconomique



+
EXPERT SERIES

GLYCONOMICS GEL

APPLICATION METHOD

- 1 Cleanse face properly with VRH VITAMIN C CLEANSER
- 2 Apply petroleum jelly on outer canthus of eyes, ala of nose & corner of mouth
- 3 Apply an even layer of VRH Glyconomics Gel peel on face, apply for 2 to 3 mins
- 4 Leave on for 5 to 7 mins only, Neutralize the face by chilled water & ice cube. Apply sensitive skin hydrator on face then apply the proper layer of VRH SPF 50 Sunscreen
- 5 If any irritation, Sensation occurs on face suddenly neutralize face by chill water & ice cube
- 6 Pseudo frosting effect can be seen
- 7 Don't use any cleanser/ soaps for 3 days & don't scrub too hard. Use AHA's, BHA's free face wash
- 8 Use VRH SPF 50 Sunscreen & sensitive skin hydrator everyday
- 9 Micropeeling happens which remove the scars from different layers and exfoliates the skin which is not visible to the naked eye
- 10 No makeup for 5 to 7 days
- 11 Avoid steam, swimming & sauna bath stay away from heat & invasive procedure
- 12 Not good for dry & sensitive skin
- 13 Good for normal oily & combination skin
- 14 Works on darker areas of skin & feet
- 15 Skin lighting effect

PRECAUTIONS TO BE TAKEN

- Keep it out of the reach of the children
- Store in a cool and dry place away from direct sunlight
- Do not exceed the recommended usage
- Use only under clinical/ professional guidance
- Allergic cuts burn very dry skin recently bleached or threading on face stop them before 3 days of chemical peel
- Stop all kinds of retinoids
- Skin avoid direct contact from heat

ADDITIONAL INFORMATION

- If you don't get desired results doesn't mean the peel is not working it only means that your skin is tough for the peel you are using, then it is time to use stronger peels or do multiple coats and increase the application time of the peel in the next sitting
- Visible result in 30 day's
- Regular use of sensitive skin hydrator will retain hydration, protects from cell mutation caused by UVA and UVB rays
- **VRH GLYCONOMICS GEL, NOT ONLY SHEDS THE SKIN BUT ALSO REDUCES THE MELANIN PRODUCTION**
- **Repeat once in a month**

LACTONOMICS GEL COMPLEX

Lactonomique

EXPERT SERIES +



VIGHT AGE DERMA

Formulated in USA


Active's:

Lactic Acid 35%

NAD+ (Nicotinamide Adenin dinucleotide) 5%


Sodium Pyruvate 5%

Betaine Anhydrous 5%



BEFORE

Real case study of our precious trusted customer.



AFTER

Target's

VRH LACTONOMICS GEL COMPLEX, reduces pigmentation, eventones skin texture, hydrates the skin, enhances skin radiance.

LACTONOMICS GEL COMPLEX

APPLICATION METHOD

- 1 Cleanse face properly with VRH Vitamin C cleanser.
- 2 Apply petroleum jelly on outer canthus of eyes, ala of nose & corner of mouth
- 3 Apply an even layer of VRH LACTONOMICS peel on face, apply for 2 to 3 mins
- 4 Leave on for 5 to 7 mins only, Neutralize the face by chilled water & ice cube. Apply sensitive skin hydrator on face then apply the proper layer of VRH SPF 50 Sunscreen
- 5 Don't use any cleanser/ soaps for 3 days & don't scrub too hard. Use AHA's, BHA's free face wash
- 6 Use VRH SPF 50 Sunscreen & sensitive skin hydrator everyday
- 7 Micro-peeling happens which remove the scars from different layers and exfoliates the skin which is not visible to the naked eye
- 8 No makeup for 5 to 7 days
- 9 Avoid steam, swimming & sauna bath stay away from heat & invasive procedure
- 10 Not good for dry & sensitive skin
- 11 Moisturizing peel
- 12 Best for sensitive areas under eye & lips

PRECAUTIONS TO BE TAKEN

- Keep it out of the reach of the children
- Store in a cool and dry place away from direct sunlight
- Do not exceed the recommended usage
- Use only under clinical/ professional guidance
- Allergic cuts burn very dry skin recently bleached or threading on face stop them before 3 days of chemical peel
- Stop all kinds of retinoids
- Skin avoid direct contact from heat

ADDITIONAL INFORMATION

- If you don't get desired results doesn't mean the peel is not working it only means that your skin is tough for the peel you are using, then it is time to use stronger peels or do multiple coats and increase the application time of the peel in the next sitting
- Visible result in a week time
- It give's glow & shine Regular use of Hyaluronic serum post Lactonomics will retain hydration, enhance skin radiance, reduces fine lines and wrinkles
- **VRH LACTONOMICS COMPLEX, NOT ONLY SHEDS THE SKIN BUT ALSO EVEN-TONES THE SKIN**

VIGHT AGE DERMA

Formulated in USA

Active's:

Trichloro Acetic Acid 35%



BEFORE

Real case study of our precious trusted customer.



AFTER

Target's

Improves skin appearance stimulating new cell growth removes pigments, Removes blackhead & whitehead removal, Lightens & brightens skin tone, Reduce ageing, Remove acne scars

TCA COMPLEX

Complexe TCA



+
EXPERT SERIES

TCA COMPLEX

APPLICATION METHOD

- 1 Cleanse face properly with VRH VITAMIN C CLEANSER
- 2 Apply petroleum jelly on outer canthus of eyes, ala of
- 3 Apply an even layer of VRH TCA peel on face nose & corner of mouth
- 4 Leave on for 30 sec maximum, Neutralize the face by chilled water & ice cube. Apply sensitive skin hydrator on face then apply the proper layer of VRH SPF 50 sunscreen
- 5 Don't use any cleanser/ soaps for 5 to 7 days & don't scrub too hard. Use AHA's, BHA's free face wash. 6 Avoid sun exposer for 7 to 10 days. If in case get in sun exposer cover your face and use sunglass
- 7 Use VRH SPF 50 sunscreen & sensitive skin hydrator everyday
- 8 Micro-peeling happens which remove the scars from different layers and exfoliates the skin which is not visible to the naked eye
- 9 No makeup for 5 to 7 days
- 10 Avoid steam, swimming & sauna bath stay away from heat & invasive procedure

PRECAUTIONS TO BE TAKEN

- Keep it out of the reach of the children
- Store in a cool and dry place away from direct sunlight
- Do not exceed the recommended usage
- Use only under clinical/ professional guidance
- Allergic cuts burn very dry skin recently bleached or threading on face stop them before 3 days of chemical peel
- Stop all kinds of retinoids
- Skin avoid direct contact from heat

ADDITIONAL INFORMATION

- If you don't get desired results doesn't mean the peel is not working it only means that your skin is tough for the peel you are using, then it is time to use stronger peels or do multiple coats and increase the application time of the peel in the next sitting.
- Visible result in 5 days
- Regular use of Retinol serum will regulate both pH BALANCE and oil secretion of skin
- **VRH TCA COMPLEX, NOT ONLY SHEDS THE SKIN BUT ALSO STIMULATES NEW CELL GROWTH**
- **Repeat once in a month**

CAUTION

- Harsh Peel: Neutralizer Required if skin is sensitive
- Extra Careful while using TCA Complex
- Patch test required
- Neutralise peel with neutralizer

VIGHT AGE DERMA

Formulated in USA


Active's:

Glycolic Acid 25%


Target's

Reduce's pore's, promotes cell growth, hydrates skin,
removes pigment & even skin tone.

Utilization: Thoroughly cleanse the skin and gently rub the pad in a circular motion from forehead to neck, avoiding eyes and lips. Leave on overnight or rinse with water whenever the irritation is unbearable. Use up to 2 times a week or as recommended by the physician.



BEFORE



AFTER

GLYCOLIC PAD

Pad Peeling Glyconomique

EXPERT SERIES +



25 Pads

MULTI-ACTION PENTA PEEL PAD

Penta Peel Pad Multi-Actions

EXPERT SERIES +



25 Pads

VIGHT AGE DERMA

Formulated in USA

Active's:

Glycolic Acid 10%

Lactic Acid 10%

Mandelic Acid 5%

Phytic Acid 5%

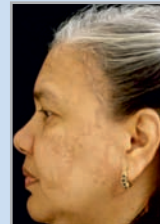
Salicylic Acid 2%

Pyruvic Acid 2%

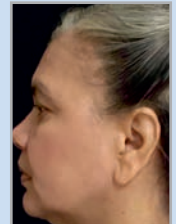
Target's

Repairs & Rejuvenates skin, Instant Glow, Hydrates skin,
Exfoliates skin, Even tone & Pores minimizer.

Utilization: Thoroughly cleanse the skin and gently rub the pad in a circular motion from forehead to neck, avoiding eyes and lips. Leave on overnight or rinse with water whenever the irritation is unbearable. Use up to 3 times a week or as recommended by the physician.



BEFORE



AFTER

LACTIC PAD

Tampon Peeling Lactonomics

EXPERT SERIES +



25 Pads

VIGHT AGE DERMA

Formulated in USA

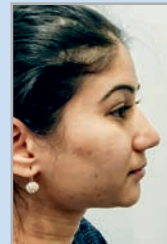
Active's:

Lactic Acid 15%

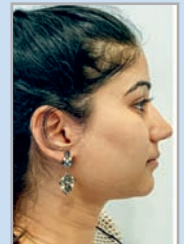
Target's

Enhance Skin radiance, balance pH & skin to leave a supple hydrated & vibrant feel.

Utilization: Thoroughly cleanse the skin and gently rub the pad in a circular motion from forehead to neck, avoiding eyes and lips. Leave on overnight or rinse with water whenever the irritation is unbearable. Use up to 2 times a week or as recommended by the physician.



BEFORE



AFTER

VIGHT AGE DERMA

Formulated in USA

Active's:

Granactive retinoid 1%

Nano colloidal copper 3%

Ubiquinone 2%

Target's

Reduces dark circle & pigmentation, Reduces puffiness,
Reduces crow feet/ wrinkles

Utilization: Cleanse your face with cleanser and apply under eye gel on your eye contour area. Both morning & night massage gently for minimum 5 minutes with your fingertips to spread the gel properly. Apply sunscreen before sun exposure and wear sunglasses.



BEFORE



AFTER

UNDER EYE GEL

Gel Sous Les Yeux



+
EXPERT SERIES

SLEEP & BLUSH COMPLEX

Complexe Sommeil & Rougeur

EXPERT SERIES +



VIGHT AGE DERMA

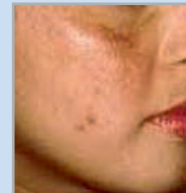
Formulated in USA

Active's:
AHA 30%
BHA 2%
PHA 2%
Retinol 1%

Target's

Unclog pores removes blemishes and blackheads, Reduces hyperpigmentation, Enhances skin radiance, Boosts skin longevity

Utilization: Thoroughly Cleanse the skin and Cover eyes properly to avoid contact of complex directly with eyes. Apply thin layer of VRH Sleep & Blush Complex & for best results leave overnight.



BEFORE



AFTER

VIGHT AGE DERMA

Formulated in USA

Active's:

L-Ascorbic acid 30%

Niacinamide 5%

Tocopheryl Acetate (Vitamin-E) 1%

Ascorbyl Glucoside 1%

Hyaluronic Acid 1%

Collagen Peptide 1%

Ferulic 1%

Stem Cells 2%

Target's

Reduces wrinkles, Even tones skin texture, Enhance skin radiance,
Reduces pores, Regulates blood circulation, Reduces acne pores &
Acne Marks, Enhance super anti oxidant properties.

Utilization: Apply on a clean wet face, let it penetrate and dry. Use twice a day. Before applying the serum cleanse face using VRH Vitamin C Cleanser For better results apply VRH Sunonomics SPF 50.



BEFORE



AFTER

VITAMIN C COMPLEX

Complexe Vitamine C



EXPERT SERIES +

HYDRONOMICS COMPLEX

Hydronomique Complexe

EXPERT SERIES +



VIGHT AGE DERMA

Formulated in USA

Active's:

Hydroquinone 5%

Vitamin C 10%

Alpha Arbutin 2%

Kojic Acid 2%

Salicylic Acid 2%

Hyaluronic Acid 1%

Target's

Reduces melasma, Dark age spots, Hyper pigmentation,
Even tones skin texture

Utilization: Take 5-6 drops of the serum and apply once at night, on a clean face on the pigmented area. Do not forget to apply VRH Sunscreen SPF-50, limit sun exposure while using this products. Do not use on irritated skin. If irritation occurs, discontinue use. For best results continue using the products for min. 3 months. Switch to VRH faironomics as first line treatment.



BEFORE



AFTER

VIGHT AGE DERMA

Formulated in USA

Active's:

Encapsulated Retinol 2%

Hyaluronic Acid 1%

Ferulic Acid 0.5%

Alpha Arbutin 1%

Vitamin E 1%

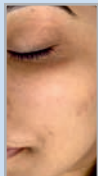
Ascorbyl Tetraisopalmitate 1 %

Encapsulated & Stabilized Retinol


Target's

Reducing UV damage anti-ageing, Provides moisturizing and Plumping effect, Antioxidants minimizes, Age spots, Acne scars and Blemishes

Utilization: Thoroughly Cleanses the skin and pat dry. Gently apply an appropriate amount of serum on your face and neck, gently message with circular movements until it is completely absorbed, apply sunscreen before sun exposure.



BEFORE



AFTER

RETINOL SERUM

Serum Au Retinol



EXPERT SERIES

HYALURONIC SERUM

Serum Hyaluronique

EXPERT SERIES +



VIGHT AGE DERMA

Formulated in USA

Active's:

Hyaluronic Acid 5%

Calendula Mother Tincture 5%


Betain Anhydrous 5%

Target's


Hydration booster promotes cell growth reduces fine lines & wrinkles, boosts elasticity, Reduce scar & pigments evens out skin texture

Utilization: Thoroughly Cleanses the skin and pat dry with hands gently. Apply appropriate amount of serum on your face and neck, gently message with circular movements until it is completely absorbed. It will hydrate your skin throughly. Apply Sunscreen before sun exposure.

Dual Utilization: Compatible with hydra facial lasers gadget's.



BEFORE



AFTER

VIGHT AGE DERMA

Formulated in USA

Active's:

Salicylic Acid 2%

Azelaic Acid 10%

Adapalene 0.1%

Niacinamide 10%

Zinc PCA 2%

Sea Weed Extract 5%

Clindamycin 0.1%

Tazetta Bulb Extract 5%

Target's

Eliminates acne, clear pores reduces skin inflammation regulates ph balance, Reduce blemishes, Reduce redness, Regulate oil secretion

Utilization: It is suitable for excessive oil & Acne prone skin. Spread VRH Acne Face Serum gently, all over affected area, allow it to dry, use it twice a day. Cleanse your face with VRH Acne Face Cleanser before applying the serum.



BEFORE



AFTER

ACNE FACE SERUM

ADVANCE REPAIR

Serum Visage Acne reparation Avancee



+
EXPERT SERIES

VITAMIN C COMPLEX ADVANCE CLEANSER

Complexe Vitamine C Nettoyant Avanc

EXPERT SERIES +



VIGHT AGE DERMA

Formulated in USA


Active's:

L-Ascorbic acid
Niacinamide
Tocopheryl Acetate (Vitamin-E)
Ascorbyl Glucoside
Hyaluronic acid
Collagen Peptide

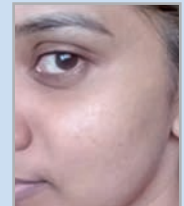
Target's

Boosts collagen and increases production, Protects from pollutant or sun damage, Enhance Skin Radiance, Detoxifies skin, Diminishes wrinkles/ finelines.

Utilization: Apply an appropriate amount of cleanser on your wet face and gently massage it in circular motion & allow it to be there for 45 seconds and rinse off. For best results apply daily. Use sun block when exposed to sun.



BEFORE



AFTER

VIGHT AGE DERMA

Formulated in USA

Active's:

Herbocell

Copper Peptides

Dead Sea Minerals

Calendula Mother Tincture

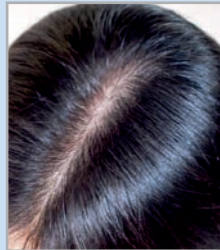
Target's

mRNA Activator, Creates Barrier to lock Moisture, Increase hair follicules, Hydrates Salp

Utilization: Apply an appropriate amount of VRH Sensitive Scalp Hydrating Mask on your palm, then gently apply and massage it on your scalp using your finger tips, leave on overnight to give deep hydration on to your scalp and next day rinse off througly with VRH Hairfall Control Shampoo or VRH Dandruf Control Shampoo.



BEFORE



AFTER

SENSITIVE SCALP HYDRATING MASK

Cuir Chevelu Sensible Masque Hydratant



EXPERT SERIES

SENSITIVE SKIN HYDRATOR + VITAMIN C

Hydratant Peau Sensible

EXPERT SERIES +



VIGHT AGE DERMA

Formulated in USA

Active's:

Tetra peptides

Avena Sativa

3.0 Ethyl Ascorbic Acid

Hyaluronic Acid

Vitamin B3 (Niacinamide)

Target's

Powerful antioxidant, Retains hydration, Locks moisture in the skin, Reverses aging process, Reduces wrinkles & finelines, Protects from environmental pollutant damage, Post laser & post peel care

Utilization: Apply an appropriable amount Hydrator as a part of your daily regime. For best results, apply daily after shower & even before bed time. Use sun block when exposed to sun.



BEFORE



AFTER

WHO ARE WE ?

ENGINEERING BEAUTY TO SCIENCE- WE CARE TO CURE:

VRH aims to inspire people with its innovative process—making it more universal and eternal. We conceive our products by combining the potency of natural ingredients with modern science

An essence of individuality at its heart, experience beauty to encompass the luxury of being you. With use of highest quality ingredients available, and high-end design aesthetics, VRH signifies a renewed approach to modern comfort

REDEFINING SUSTAINABLE COMFORT:

VRH ensures a precious step towards the future. We want to preserve our planet at the heart of our innovative process. Our Skin & Hair care range takes us on an eventful journey of sustainable comfort and we don't intend to stop now. To challenge ourselves on sustainability, we end up using natural raw materials from a sustainable supply chain and increasing our use of Fair Trade material. All of our packaging is certified, recyclable and reusable. All products are vegan, free from phthalates, artificial colorants, parabens, formaldehydes and SLS-Free

OUR PHILOSOPHY:

The pursuit of excellence in our work fuels our passion for dermatology and belief in the power of science to care for a better cure. Our keen love for aesthetics lies at the heart of our creations. Our philosophy inspires and drives us to ensure good productivity

VRH has been working with an imaginative and prescient to reinvent the concept of sustainable comfort through a brand new approach, where creation is led by keeping emotions and our environment in mind

OUR PROMISE:

At the core of our creations lies a strong impact on aesthetics. We use natural botanicals to craft unique compositions, free from adverse effects. Our passion is expressed through our works, ensuring every product is one of its kind. Each of our products carries a pledge that we never compromise product safety and efficacy. In our world-class laboratory, our scientific experts research new ingredients, technologies, testing methods and formulation techniques. Even if it takes years of research to create one product, we are happy to go the extra mile to give you the best possible experience

Our promise to provide the very best for your Skin & Hair includes absolute care to eliminate multiple harmful chemicals and toxins. It's not only a brand, but also an emotional connection with customers who chooses VRH for a heartfelt experience



VR HEALTH SCIENCE PVT. LTD.

WH-71, Mayapuri Industrial Area, Phase-1, New Delhi-110064

E-mail: Info@vrhealthscience.com

Contact No.: +91-8448796007, 011-41112587

WWW.VRHEALTHSCIENCE.COM