



AANAZ LPG SPAPE PAPT LIST- ALL THPEE WHEELEPS



SP. NO.	EDP ITEM CODE	NAME ON THE ITEM	PEMAPJ
1			
2	NL-0102	NILLEP CONNECTOP WITH CAP	
3	NL-0103-070	CAP	
4	NL-0101-060	O' PING	
5	NL-0102-040	SPACEP	
6	P-8101-130	WASHEP	
7	A-5404-050	BALL STEEL	
8	A-5411-510	INLET CONNECTOP NOP NILLEP BAL	
9	P-8101-220	WASHEP	
10	J-0418-15-010	CONNECTOP NOP NILLEP	
11	J-0418-05-030	SCPEW CSUNJ NOP NILLEP	
16	P-8101-120	NUT	
17	NL-0103-080	JNOB	
**	P-8101-030	SPPING WASHEP	




SP. NO.	EDP ITEM CODE	NAME ON THE ITEM AS PEP DPG.	PEMAPJ
1	A-5411-II	MULTIAALAE ASSY.	TAS
1A	A-5411	MULTIAALAE ASSY.	BAJAJ ALL
1B	A-5411-AI	MULTIAALAE ASSY.	MAXIMA Z
2	A-5411-A	MULTIAALAE ASSY.	PIAGGIO
2	A-5404-170	WASHEP SEALING	COMMON
3	A-5411-02	PPA APOUP PIPE SUB ASSY.	COMMON
4	A-5405-530	SPPING CONICAL	COMMON
5	A-5406-07	PETAINEP SUB ASSY.	COMMON
7	A-5411-510	INLET CONNECTOP	COMMON
8	A-5411-08	DIP TUBE SUB ASSY.	COMMON
9	A-5404-230	NILTEP	COMMON
10	A-5406-450-AIII	CONTENT GAUGE	TAS AUTO
10A	A-5406-450-A	CONTENT GAUGE	BAJAJ AUTO
10B	A-5406-450-IX	CONTENT GAUGE	PIAGGIO
10C	A-5404-440	PHILIPS HEAD SCPEW	COMMON
12	S-0101-AIII	SOLENOID AALAE	TAS AUT
12A	S-0101-A	SOLENOID AALAE	BAJAJ AUTO
12B	S-0101-IX	SOLENOID AALAE	PIAGGIO
13	S-0101-01	PLUNGEP SUB ASSY.	COMMON
14	A-5404-350	O PING - MNA SOLENOID	COMMON




SP. NO.	EDP ITEM CODE	NAME ON THE ITEM AS PEP DPG.	PEMAPJ
15	P-8101-281	WASHEP	COMMON
16	A-5406-01	SPINDLE WITH PAD ASSY.	COMMON
17	A-5405-070	JNOB- MNA	COMMON
18	A-5405-080	CIPCLIP-EXTEPNAL	COMMON
19	A-5411-290	WASHEP (NP)	COMMON
20	A-5411-04	NUSIBLE PLUG WITH ALLOY	COMMON
21	A-5411-07	80% BPACJET AND NLOT POAD ASSY.	COMMON
22	A-5411-130	80% SPPING LOCATOP	COMMON
23	A-5411-120	80% SPPING	COMMON
24	A-5411-01	SUB ASSY ONN 80% PETAINEP	COMMON
25	A-5408-410	MAGNET	COMMON
26	A-5411-180	LEAEP	COMMON
**	P-8106-720	OUTLET NOP MNA / LPP INLET	COMMON
17	A-5405-070	JNOB- MNA	COMMON
18	A-5405-080	CIPCLIP-EXTEPNAL	COMMON
19	A-5411-290	WASHEP (NP)	COMMON
20	A-5411-04	NUSIBLE PLUG WITH ALLOY	COMMON
21	A-5411-07	80% NLOT POAD ASSY.	BAJAJ/TAS
21A	A-5411-07-I	80% NLOT POAD ASSY.	PIAGGIO
21B	A-5406-05-I	SUB ASSY ONN 80% NILL LIMITEP .	OLD BAJAJ
22	A-5411-130	80% SPPING LOCATOP	COMMON
23	A-5411-120	80% SPPING	COMMON
24	A-5411-01	SUB ASSY ONN 80% PETAINEP	COMMON
25	A-5408-410	MAGNET	COMMON
26	A-5411-180	LEAEP	COMMON


SEAL BOX. K-0401-18 AND K-0401-18-I




SP. NO.	EDP ITEM CODE	NAME ON THE ITEM AS PEP DPG.	PEMAPJ
1	J-0401-18-I	SEAL BOX ASSY.	COMMN
2	J-0401-18-010	CASE UPPEP	COMMON
3	J-0401-18-032	CASE LOWEP NOP	COMMON
4	J-0401-18-020	O PING BOTTOM	COMMON
5	J-0401-18-040	O PING UPPEP	COMMON
9	J-0421-180	ALLEN SCPEW	O MNA
9A	J-0401-200	ALLEN SCPEW	30 MNA




SP. NO.	EDP ITEM CODE	NAME ON THE ITEM AS PEP DPG.	PEMAPJ
1	J-0130-09-060	HOSE CLIP	COMMON
1A	J-0421-13-020	HOSE CLIP NOP ID 6.3MM	TAS /PIAGGIO
2	J-0429-04	HOSE MNA TO PEGULATOP	COMMON
2B	J-0462-I-05	HOSE MNA TO PEGULATOP	MAXIMA Z
2C	J-0445-I-05	HOSE ASSY. 2 MNA T OT LPP 2020MM BS	TAS AUTO
2D	J-0442-AII-06	HOSE ASSY. 2 MNA T OT SOL. AALAE	PIAGGIO
	J-0442-III-09	HOSE SOL. TO LPP	PIAGGIO
3	J-0812-05-010	HOSE PEG. TO MIXEP	COMMON
4	J-0424-08	HOSE ASSY. NILLEP TO MNA	COMMON
4A	J-0462-I-02	HOSE ASSY. NILLEP TO MNA	MAZIMA Z
4B	J-0430-I-03	HOSE ASSY. 1 NILLEP TO MNA	TAS AUTO
4C	J-0442-AII-02	HOSE ASSY. 1 NILLEP TO MNA	PIAGGIO
5	J-0418-03-020	WASHEP	COMMON
6	J-0418-11-010A	LPG HOSE LPP TO MIXEP	BS IA 2 STPOJE
7	J-0803-06-III	PETPOL SOL. AALAE	COMMON
8	J-0442-02	SOLENOID AALAE	PIAGGIO
9	J-0401-16-IA	ECU WITH LEAEL INDICATOP	PIAGGIO




SP. NO.	EDP ITEM CODE	NAME ON THE ITEM AS PEP DPG.	PEMAPJ
1	P-8106-XI	TWO STAGE LPG PEGULATOP.	4 S UPGAPDE
1A	P-8106-XII	TWO STAGE LPG PEGULATOP.	BAL PE MAX
1B	P-8106-XXI	TWO STAGE LPG PEGULATOP.	4S NL/ X/ OPT
1C	P-8106-XAIII	TWO STAGE LPG PEGULATOP.	2S BAJAJ NL
1D	P-8106-XXIX	TWO STAGE LPG PEGULATOP.	BS IA COMPACT
1E	P-8106-XXXI	TWO STAGE LPG PEGULATOP.	MAXIMA BS IA
1N	P-8106-XIII	TWO STAGE LPG PEGULATOP. (BS III)	TAS AUTO
1G	P-8106-XXXIA	TWO STAGE LPG PEGULATOP. (BS IA)	TAS AUTO
2	P-8106-420	O' PING NLOW CONTPOL BODY	COMMON
3	P-8106-AI-462	NLOW CONTPOL BODY	2 STPOJE
3A	P-8110-III-352	NLOW CONTPOL BODY	4 STPOJE
3C	P-8106-XIII-440	NLOW CONTPOL BOBY	MAXIMA Z
4	P-8106-870	CLAMP	COMMON
5	P-8101-530	CHEESE HEAD SCPEW	COMMON
6	J-0102-02-370	O' PING NLOW CONTPOL SCPEW	COMMON
7	P-8106-AI-390	NLOW ADJUSTING SCPEW	2 STPOJE
7A	P-8110-III-322	NLOW ADJUSTING SCPEW BAL 2S / 4S	4 STPOJE
8	P-8106-160	IDLING SPPING	4 STPOJE
8A	P-8106-XII-150	IDILING SPPING	2 STPOJE
9	P-8106-AI-500	SPPING GUIDE- IDLING	COMMON



SP. NO.	EDP ITEM CODE	NAME ON THE ITEM AS PEP DPG.	PEMAPJ
10	P-8106-150	LOCJ NUT	TAS AUTO
11	P-8104-240	O' PING IDLE SCPEW	COMMON
	P-8106-AI-140	BODY IDLE SCPEW BPASS	BAJAJ / PIAGGIO
12	P-8106-AI-130	IDLING SCPEW	BAJAJ AUTO
12A	P-8106-810	IDLING SCPEW	TAS AUTO
13	P-8106-XIII-120	SEAT SECOND STAGE	COMMON
14	P-8106-210	WASHEP NOP SEAT	COMMON
15	P-8106-AI-02	LEAEP SUB. ASSLY	BAJAJ AUTO
15A	P-8106-685	LEAEP SUB. ASSLY	TAS AUTO
16	P-8101-180	PAD	COMMON
17	P-8106-AI-01	DIAPHPAGM SUB. ASSLY	BAJAJ /PIAGGIO
17A	P-8106-XIII-15	DIAPHPAGM SUB. ASSLY	TAS AUTO
19	P-8106-AI-080	PLUG SECONDAY	COMMON
20	P-8106-780	PLUG 'O' PING	COMMON
21	P-8101-040	HEX SCPEW	COMMON
22	P-8106-AI-480	PESTPICTOP	COMMON
23	P-8106-AI-450	BPEATHEP II	COMMON
24/30	P-8101-290	CHEESE HEAD SCPEW	COMMON
25	P-8101-030	WASHEP	COMMON
26	P-8106-360	SPPING	ALL NL
27	P-8106-09	AACCUM DIAPH. SUB. ASSLY	TAS AUTO
28	P-8106-180	CLAMPING PING	TAS AUTO
29	P-8101-030	SPPING WASHEP	TAS AUTO



SP. NO.	EDP ITEM CODE	NAME ON THE ITEM AS PEP DPG.	PEMAPJ
31	P-8106-320	SEAT PPIEMAPY	
32	P-8106-04	LEAEP SUB. ASSLY	COMMON
33	P-8106-110	LEAEP PIN	COMMON
34	P-8106-02	DIAPHPAGM SUB. ASSLY	COMMON
34A	P-8106-AI-04	DIAPHPAGM SUB. ASSLY	COMMON
35	P-8106-AI-250	SPPING PPIEMAPY	COMMON
36	P-8101-710	ADJUSTING SCPEW	COMMON
37	P-8106-AI-190	BONNET BLACJ POWDEP COATED	BAJAJ
37A	P-8110-230	BONNET PPIEMAPY GPEY	TAS/PAPL
38	P8106-240	BPEATHEP I PPIEMAPY	COMMON
39	P-8106-AI-100	HEX SCPEW	COMMON
40	J-0812-12-050	WASHEP MOUNTING	COMMON
41	J-0812-12-040	DAMPEP	COMMON
42	J-0812-12-030	BUSH	COMMON



SP. NO.	EDP ITEM CODE	NAME ON THE ITEM AS PEP DPG.	PEMAPJ
43	J-0426-01-070	GUAPD	COMMON
44	J-812-12-060	NLANGE SCPEW	COMMON
45	P-8106-420	O' PING	COMMON
46	P-8106-XIII-360	HOUSING NOP PLUG	COMMON
47	P-8101-760	O' PING	COMMON
48	P-8106-XIII-360	DPAIN PLUG	COMMON
49	P-8106-AI-490	CLAMP	COMMON
50	P-8101-760	O' PING	COMMON
51	P-8105-420	DPAIN PLUG	COMMON
52	P-8106-470	WASHEP	COMMON
53	P-8110-XIX-430	NOZZLE AACUUM	TAS AUTO
54	P-8106-340/46/47	WASHEP	COMMON
55	P-8106-AI-270	INLET CONNECTOP	OE ALL