



**SPECTILLA**  
EXPORTS


SandRock  
collection



ULTRA  
**STRONG**  
OUTDOOR TILES

# SandRock collection

## INSPIRATION



SOLID BODY



EASY TO MAINTAIN



ECOLOGICAL & SUSTAINABLE



ZERO MAINTENANCE



HIGH STRENGTH



LOW WATER ABSORPTION



IMPACT RESISTANCE



398 X  
398mm



398 X  
800mm

For architecture and design, resins are an excellent planning and style resource, ideal for creating grand, striking effects; they're equally suitable for any spaces, offering versatility in terms of composition and material.



## APPLICATION




RESIDENTIAL AREAS URBAN AREAS TERRACE & PATIOS COMMERCIAL AREAS SWIMMING POOLS GARDENS HIGH TRAFFIC AREAS HEALTH CENTERS RESTAURANTS



**SPECTILLA**  
E X P O R T S



▼  
▲  
**12mm**  
Thickness



## FORMAT

398 X 398 mm

398 X 800 mm

12.50 to 13 mm THICKNESS

## SUITABILITY

exterior floors porch, facades,  
walkway, driveways slip rating R9.

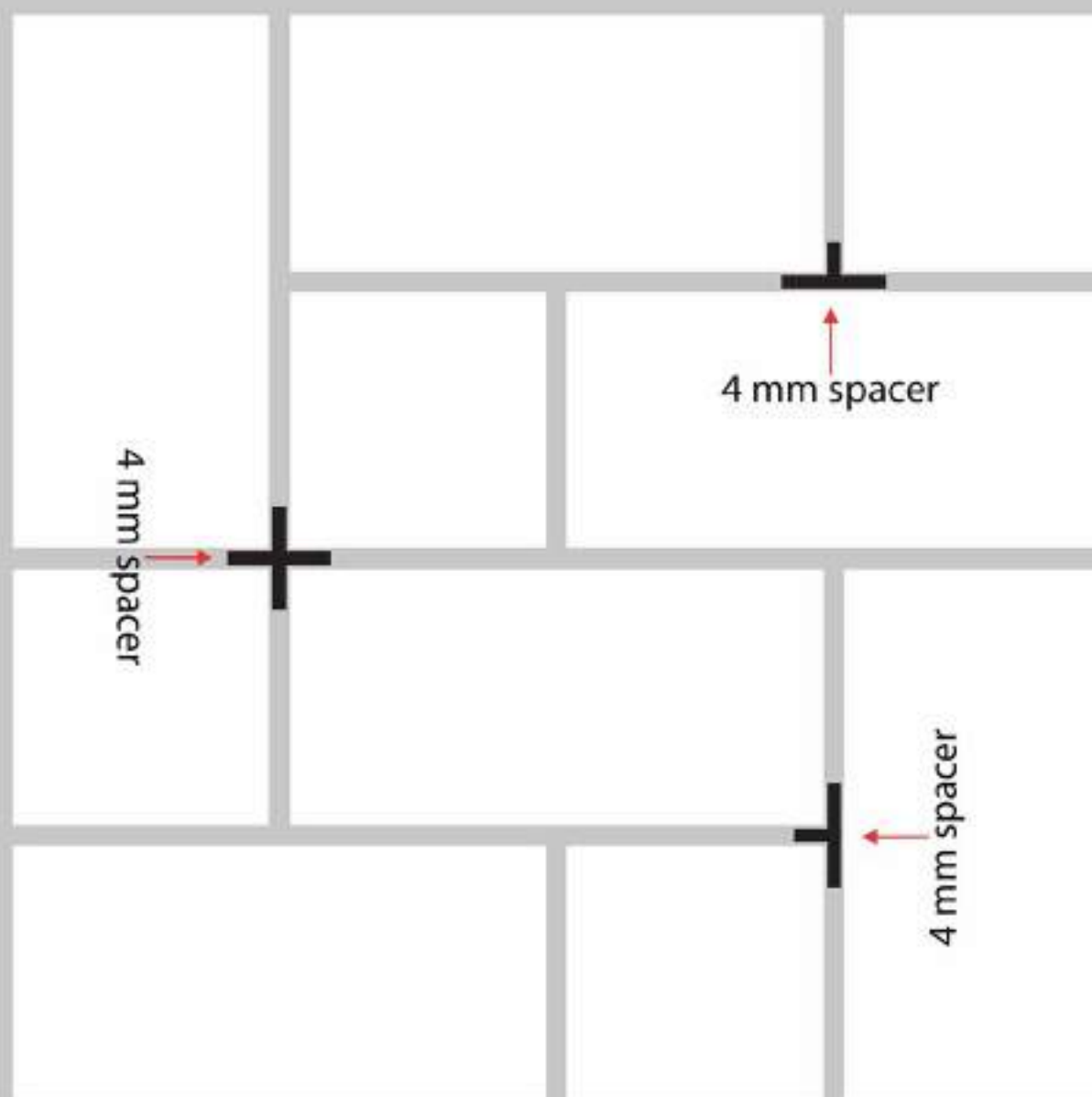
## PACK SIZE

398 X 398 \_ 4 pics (6.90 sq ft)

398 X 800 \_ 2 pics (6.90 sq ft)

## NOTE


4mm spacer mandatory  
between tile joints.





**SPECTILLA**  
EXPORTS

**ULTRA**  
**STRONG**  
OUTDOOR VITRIFIED TILES



- ANTI-SLIP
- STRENGTH
- FLOOR
- RANDOM
- FUNCH
- MATT



# SandRock collection

For Order

11001 - 16x32

11001 - 16x16

11001 HL - 16x16

11001-MOUNTAIN NERO



398x800 mm



398x398 mm



Finish : **Matt**  
Random : **6 Face**



— ULTRA —  
**STRONG**  
— OUTDOOR VITRIFIED TILES —

# SandRock collection

For Order

11002 - 16x32

11002 - 16x16

11002 HL - 16x16

11002-ALICE COTTO



398x800 mm



398x398 mm



Finish : **Matt**

Random : **6 Face**



— ULTRA —  
**STRONG**  
— OUTDOOR VITRIFIED TILES —

# SandRock collection

For Order

11003 - 16x32

11003 - 16x16

11003-BRICH WOOD NATURAL



398x800 mm



398x398 mm



Finish : **Matt**

Random : **6 Face**



— ULTRA —  
**STRONG**  
— OUTDOOR VITRIFIED TILES —



# SandRock collection

For Order

11004 - 16x32

11004 HL - 16x32

11004 - 16x16

11004-BRICH WOOD BROWN



398x800 mm



398x800 mm



398x398 mm



Finish : **Matt**

Random : **4 Face**

— ULTRA —  
**STRONG**  
— OUTDOOR VITRIFIED TILES —

# SandRock collection

For Order

11005 - 16x32

11005 - 16x16

11005-MAPLE WOOD



398x800 mm



398x398 mm



Finish : **Matt**

Random : **6 Face**



— ULTRA —  
**STRONG**  
— OUTDOOR VITRIFIED TILES —

# SandRock collection

For Order

11006 - 16x32

11006 - 16x16

11006 HL - 16x16

11006-FUSION DARK



398x800 mm



398x398 mm



Finish : **Matt**

Random : **4 Face**



— ULTRA —  
**STRONG**  
— OUTDOOR VITRIFIED TILES —

# SandRock collection

For Order

11007 - 16x32

11007 - 16x16

11007 HL - 16x16

11007-LIME STONE



398x800 mm



398x398 mm



Finish : **Matt**

Random : **4 Face**



— ULTRA —  
**STRONG**  
— OUTDOOR VITRIFIED TILES —

# SandRock collection

For Order  
11008 - 16x32  
11008 - 16x16

11008-LAVA GREY



398x800 mm



398x398 mm



Finish : **Matt**  
Random : **4 Face**



— ULTRA —  
**STRONG**  
— OUTDOOR VITRIFIED TILES —

# SandRock collection

For Order

11009 - 16x32

11009 - 16x16

11009-LAVA BROWN



398x800 mm



398x398 mm



Finish : **Matt**  
Random : **6 Face**



— ULTRA —  
**STRONG**  
— OUTDOOR VITRIFIED TILES —

# SandRock collection

For Order  
11010 - 16x32  
11010 - 16x16

11010-CONCRETE BEIGE



398x800 mm



398x398 mm



Finish : **Matt**  
Random : **6 Face**



— **ULTRA** —  
**STRONG**  
— OUTDOOR VITRIFIED TILES —

# SandRock collection

For Order  
11011 - 16x32  
11011 - 16x16

11011-CONCRETE GREY



398x800 mm



398x398 mm



Finish : **Matt**  
Random : **6 Face**



— ULTRA —  
**STRONG**  
— OUTDOOR VITRIFIED TILES —



# SandRock collection

For Order

11012 - 16x32

11012 - 16x16

11012 HL - 16x16

11012-MONTANA GREY



398x800 mm

398x398 mm



Finish : **Matt**

Random : **4 Face**



— ULTRA —  
**STRONG**  
— OUTDOOR VITRIFIED TILES —

# SandRock collection

For Order

11013 - 16x32

11013 - 16x16

11013-RIVER STONE



398x800 mm



398x398 mm



Finish : **Matt**  
Random : **6 Face**



— ULTRA —  
**STRONG**  
— OUTDOOR VITRIFIED TILES —

# SandRock collection

For Order

11014 - 16x32

11014 - 16x16

11014 HL - 16x16

11014-LIME STONE BROWN



398x800 mm



398x398 mm



Finish : **Matt**

Random : **4 Face**



— **ULTRA** —  
**STRONG**  
— OUTDOOR VITRIFIED TILES —

# SandRock collection

For Order

11015 - 16x32

11015 - 16x16

11015 HL - 16x16


11015-MURANO NATURAL



398x800 mm



398x398 mm



Finish : **Matt**

Random : **4 Face**



— ULTRA —  
**STRONG**  
— OUTDOOR VITRIFIED TILES —

# SandRock collection

For Order

11016 - 16x32

11016 - 16x16

11016 HL - 16x16

11016-PEDRA RUST



398x800 mm



398x398 mm



Finish : **Matt**  
Random : **6 Face**



— ULTRA —  
**STRONG**  
— OUTDOOR VITRIFIED TILES —

# SandRock collection

For Order

11017 - 16x32


11017 - 16x16

11017 HL - 16x16

11017-TERALINO BLUE



398x800 mm



398x398 mm



Finish : **Matt**  
Random : **6 Face**



— ULTRA —  
**STRONG**  
— OUTDOOR VITRIFIED TILES —

# SandRock collection

For Order

11018 - 16x32

11018 - 16x16

11018 HL - 16x16

11018-MADRID BRONZE



398x800 mm



398x398 mm



Finish : **Matt**

Random : **4 Face**



— ULTRA —  
**STRONG**  
— OUTDOOR VITRIFIED TILES —

# SandRock collection

For Order

11019 - 16x32

11019 - 16x16

11019-COSMIC GREY



398x800 mm



398x398 mm



Finish : **Matt**

Random : **4 Face**

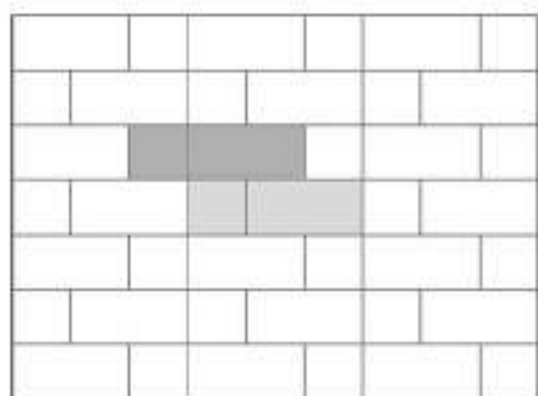


— ULTRA —  
**STRONG**  
— OUTDOOR VITRIFIED TILES —




LAYING PROPOSALS / PATTERNS


2 SIZES




40x80 - 67% | 40x40 - 33%



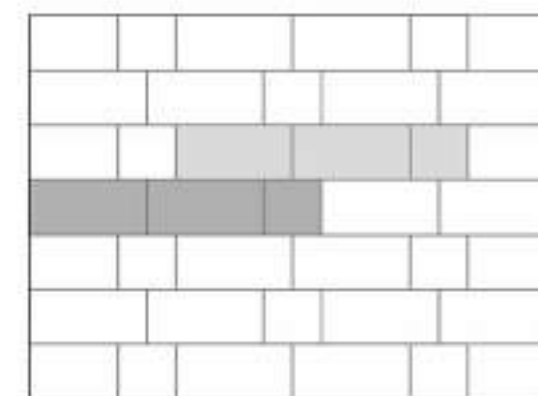
40x80 - 67% | 40x40 - 33%



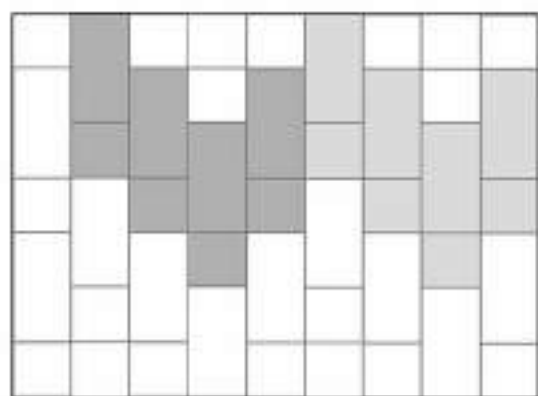
40x80 - 67% | 40x40 - 33%




40x80 - 50% | 40x40 - 50%



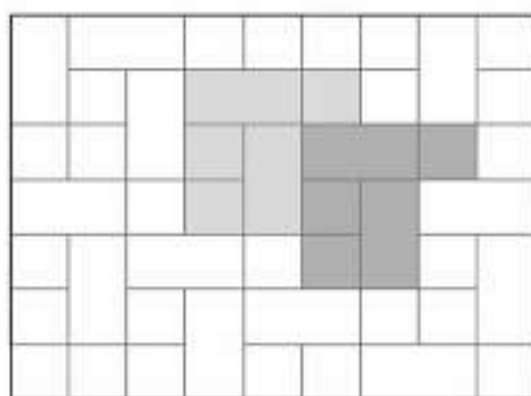
40x80 - 80% | 40x40 - 20%




40x80 - 67% | 40x40 - 33%



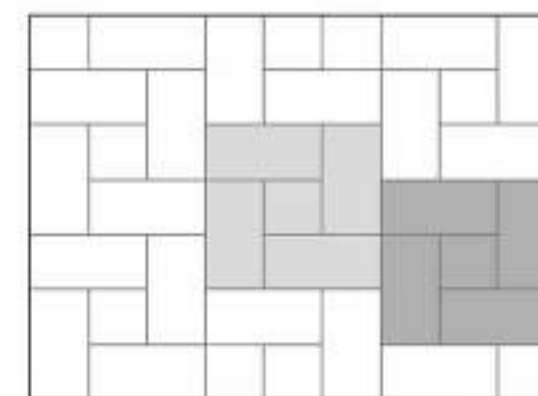
40x80 - 80% | 40x40 - 20%



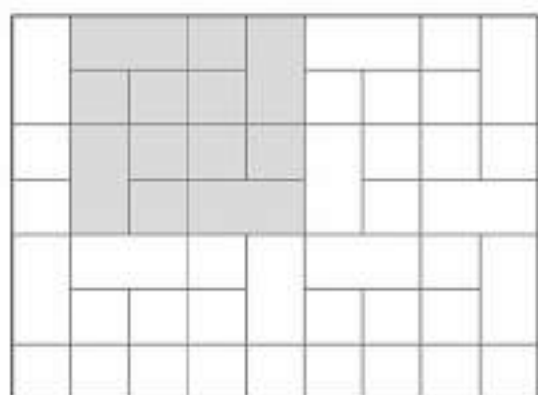
30x60 - 57% | 30x30 - 43%



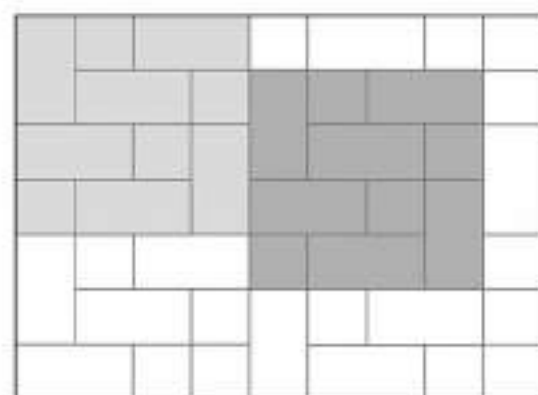
40x80 - 85% | 40x40 - 15%



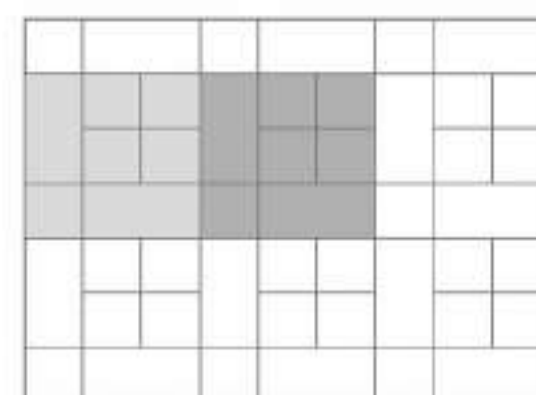
40x80 - 89% | 40x40 - 11%



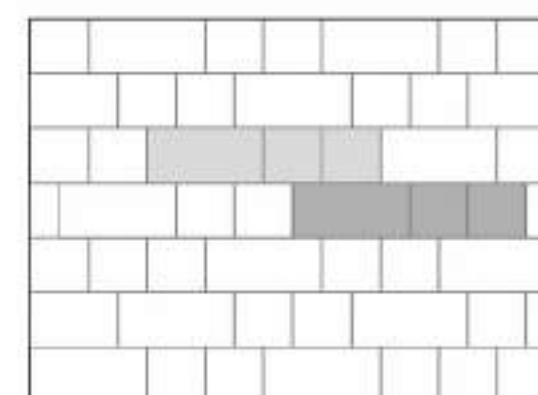
40x80 - 50% | 40x40 - 50%



40x80 - 75% | 40x40 - 25%



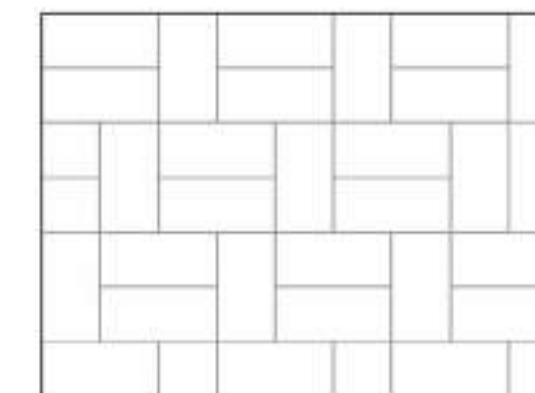
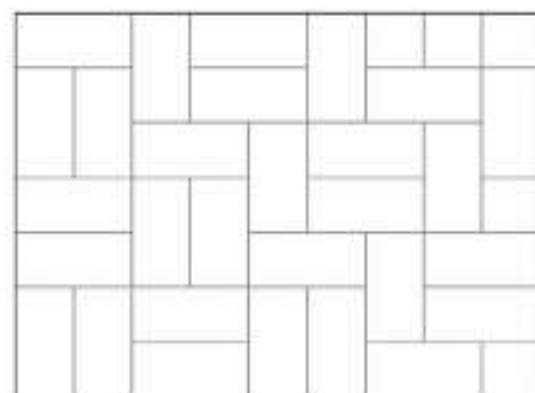

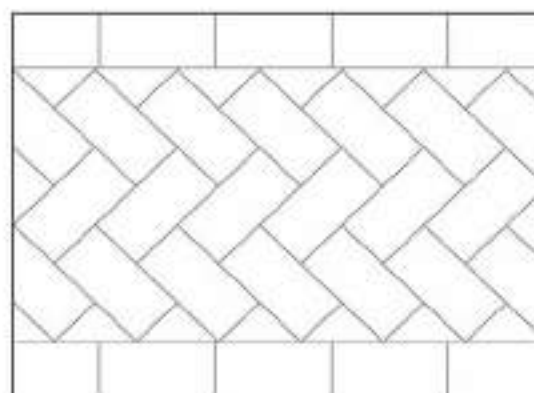

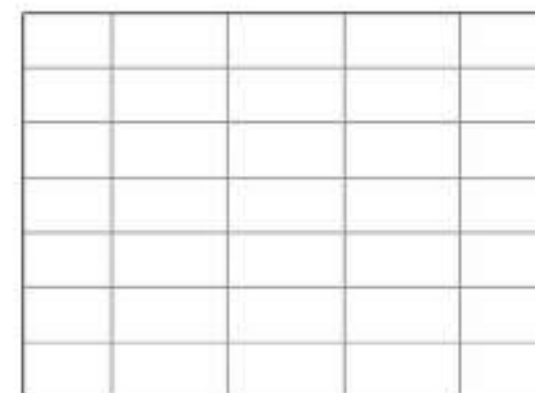


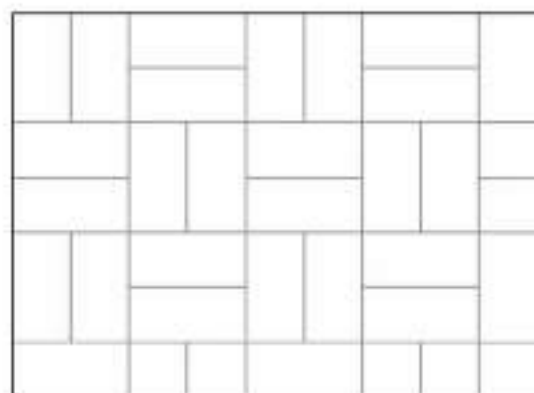
40x80 - 45% | 40x40 - 55%



40x80 - 50% | 40x40 - 50%

40x80 SIZE

ONE TILE, MANY STYLES



#### LAYING SUGGESTIONS

Before laying (of) ceramic material, you should take the following aspects into account:

- Check if the ceramic material is suitable for (use at) the selected site, according to its specifications and technical characteristics;
- Check whether there is enough material to conclude the work;
- Check the boxes to see/confirm in the boxes if the product is in the same shade, choice and caliber.

- Designers has to establish the correct way of application of the tiles depending on the structure and the foreseen utilization of the floor.

The good performance of the ceramic material depends strongly on the conditions of application for which it is extremely important to ensure the following assumptions:

##### 01 BASE

The base must be stable, free of debris, dust and cracks. Curing times and stability of the treatments to which the support may have been subjected should be respected. You should check its flatness and stabilize it, if necessary with the help of products suitable for the purpose.

##### 02 MATERIAL

For a better visual effect of the product, it is advisable to use alternating ceramic pieces taken from various packages simultaneously. If the product has shade variations or has different graphics and shades, it should be applied randomly.

##### 03 JOINTS FOR TILE-LAYING

For a perfect application of the ceramic pieces, you should definitely use joints. They fulfill important aesthetic and technical functions, facilitating alignment of the materials, absorbing any possible deformation liable to be felt in the structure thus preventing the transmission of deformations to the ceramic pieces. For proper laying use of 4mm grout is essential, installation without joints is not recommendable at any technical point of view.

##### 04 PACKAGING WASTE MANAGEMENT

Packaging Waste (cardboard) should be placed in locations available for recycle, namely in Eco points or adequate systems.


#### NOTE

All sizes are nominal. The colours and appearance features of the products are as close as possible to reality, within the limitation of this digital print.


SandRock  
collection



Make  
**Flexible Design**  
With infinite  
**Laying Pattern**





 +91 78619 24556

 [info@spectillaexports.com](mailto:info@spectillaexports.com)

 [www.spectillaexports.com](http://www.spectillaexports.com)