




MCCB SACE Formular

Power and productivity
for a better world™



L&T Electrical Industrial & Automation



SANT KRUPA ELECTRICALS

Answers for technology

- 🌐 www.santkrupaelectricals.in
- ✉ santkrupaelectricals24@gmail.com
- ☎ +91 80886 77560

INDUSTRIAL PLUG AND SOCKET



PLUG & SOCKET WITH ENCLOSURE



From 1 to 6 Sockets 3,4,5 Pins with MCB Provision

IP67 INTERLOCK SOCKET



16/32A-3,4,5 PINS

INTERLOCK SWITCH



16/32A 3,4,5 Pins

ABS IP CABLE JUNCTION BOXES

IP 65



WEATHER PROOF JUNCTION BOX

IP 65



SE- 9025/9045/9065/9105/9255 with Terminals

WATER PROOF IP66 MCB BOX

IP 66



4 Pole & 8 Pole

JUNCTION BOX WITH TRANSPARENT COVER

IP 67

110x80x70
130x80x70
180x80x70
250x80x70
200x150x100
250x150x100
200x200x130
380x280x130



JUNCTION BOX


IP 66

110X110X110
155X115X110
215X150X110
255X200X160
310X230X145



MCB BOX

IP 66



HT- 5 WAY - 8 WAY - 12 WAY

CABLE DRUMS



1.5x2,3 Core & 2.5x3,4 Core 16A 2,3 Pins,32A 3,4 Pins with ELCBs & without ELCBs

SPRING RETURN CABLE REEL



Available in 3/4/5 core x 1.5/2.5sqmm - 5/10/30 meters

METAL ROUND CONNECTOR



20 to 55mm - 2 to 35 Pins

STEEL ROUND CONNECTOR



20 to 28mm - 2 to 16 Pins

HEAVY DUTY CONNECTORS



PUSH BUTTON PENDENT STATION



2 Ways to 16 Ways with Double Speed Element also

PUSH BUTTON PENDENT STATION



SE-COB61-DRH SE-COB61H SE-COB-P22

RADIO REMOTE CONTROL



F21 SERIES HS-F24 SERIES
4WAY 16WAY WITH EMERGENCY STAYPUT AND SELECTOR

PUSH BUTTON



22.5mm Metal

PUSH BUTTON



In Built NO-NC Contact

PUSH BUTTON



16mm flush push button

PLASTIC PUSH BUTTON



22.5mm Plastic Series

LED PUSH BUTTON



SE-LA38 Momentary/Maintained

LED INDICATOR



16 & 22.5mm Dia 6-220-440V AC/DC
Black & White Body

METAL PUSH BUTTON



8mm to 22mm Momentary / Maintained

EMPTY ENCLOSURES



1 way to 6way
White & Black, Grey & Black, Yellow & Black

PUSH BUTTON STATION COB



2 way to 12 way

PUSH BUTTON STATION T SERIES



T-1 T-2 T-2M T-2S

PUSH BUTTON SPARES



SIREN/BUZZER



P30/P75/P80/M8190,290,390,490&590
12 to 220V in AC&DC
Multi - Tone with Volume control

WARNING / REVOLVING LIGHT



6/12/24/110/220V in AC&DC
LED&Bulb Model with&without Buzzer

WARNING / REVOLVING LIGHT LED



Unbreakable Polycarbonate Lens, Twist to Lock
12/24/110/220 V With & Without Buzzer

SOLAR REVOLVING LIGHT



Needs No Electrical Wiring, Maintenance Free

TOWER LIGHT



LED & Bulb Model
1 Tier to 5 Tier
with & without Buzzer
in AC & DC

TOWER LIGHT



LED & Bulb(2 in 1 / Steady Burn & Flashing)
12/24/110/220 V With & Without Buzzer

TOWER LIGHT LED DETACHABLE



50 & 70mm 12, 24, 220V AC/DC

DIGITAL TIMER 220V/24V DC



SE101,619,805,DH48

ACH15A

ANALOG TIMER 220V/24V DC



SETBS,SUL ,ST3P,H3CR,H3Y2/3

SPEED CONTROLLER



SE-120 4DV

LED INDICATING VOLT/AMPERE/HZ METER



22.5mm Dia Voltmeter /Ammeter - 0-440VAC / 0-100A

DIGITAL CLAMP METER



SE-DT 266

DIGITAL MULTIMETER METER



SE-DT 830D

SE-MAS830L

TEMPERATURE CONTROLLER



96×96,72×72,96×48,48×48

MULTIFUNCTION METER



48×48,72×72,96×96

HOUR METER



SE-HM1

SE-HM-1R

MICRO SWITCH



SE- V/Z15/D4 MC

LIMIT SWITCH WITH CABLE IP 65/67



LIMIT SWITCH



SE-ME 8104/8107/8108/8111/8112/8122/8168

LIMIT SWITCH



SE/XCKMP/J/S/WL/HL/K244/3SE

LIMIT SWITCH



SE-LX1012

SE-JW2-11Z/5/3

GEAR LIMIT SWITCH



FOOT SWITCHES



Single & Double Peddle with & without Cover

FLOAT SWITCH



2,3,5,10 Meters Round & Square

METAL LEVEL CONTROLLER



Size:40/100/150/200/300/500mm

PROXIMITY SWITCH

Inductive Proximity
Capacitive Type
Connector Type
Rectangular Type
Fork Type



4mm to 30mm - Flush & Non- Flush type / Plastic and metal series
PNP / NPN / AC NO / AC NC / NO+NC / Plug in type

PHOTO SENSOR

Photo Electric Sensor
Diffused Type
Through Beam Type
With Retro Reflector Type
Colour Mark Sensor

AC CONTACTOR



9A TO 95A (TP & FP)

AC CONTACTOR



SE-F-115A-630A

THERMAL OVER LOAD RELAY



SE- LR 2 RELAY

SE- LR D RELAY

DEFINITE CONTACTOR



SE- 1 Pole&2 Pole 220V,50/60Hz,30A

AC CONTACTOR & SQD



SE-LC1D SERIES 9A-95A

TIME DELAY AUXILIARY CONTACT BLOCK



SE LAD N22

SE-LADN 11

SE-LA2 / DS2

SPARE COIL



SEX1-D4

SEX1-D6

SEX1-D2

SEX1-F

TIME DELAY AUXILIARY CONTACT BLOCK




SE2-DT2

SE1-DN11

SE1-DN22

SE8-DN11

LUGS EH & TWIN TYPE



SE- 0.5-50mm

HRC FUSES-DIN



2A- 630A

BS FUSE LINK



SE NS/TIA/TIS/TSD/TSF/TSMS/TSL

FUSES & FUSE HOLDER



10x38/14x51 Single & Triple Pole

FUSE PULLER



RT16,NT,NH & RTO

COOLING FAN



3"to 8" Round/Oval/Square
12V TO 220V & 440V in AC & DC

ROCKER SWITCH



SOLID STATE RELAY



10A to 120A
DC-AC,AC-AC&DC-DC Single & 3 Phase

BASH/HEAT SHIRNK



Single Phase & Three Phase

THYRISTOR



SKKT57/16 To 250/16 SKKD 30/16 & 50/16

POWER SUPPLY (SMPS)



5V/12V/15V/24V/48V
1A to 40A Available in DIN Mounting also

RELAY



SE MY2/3,LY2/4,MK2P,3P RX

BASE FOR RELAY



8pin/11pin/14pin
Flat pin & Round pin

DRAG CHAIN

16X20 35X75
 18X25 35X100
 18X37 35X125
 25X35 45X125
 25X57 45X150
 60X150



OPEN & CLOSED TYPE

STEEL DRAG CHAIN



SOLANOID COIL



0.5kg To 10kg - 24V/110V/220V AC/DC

PLASTIC CABLE GLAND (PG/M/MG TYPE)



M & PG & MG 7 to 63 White,Black,Grey

PCT CONNECTORS



Series - 212,412,W,UK


LOAD BREAK ISOLATOR SWITCH

IP55/65



16/20/32/63/100Amps - 3 Pole & 4 Pole

CRIMPING TOOLS



0.5 Sq.mm to 400 Sq.mm

IP 68 WATERPROOF CONNECTORS



17mm(5/10A) 2-10 Pin, 21mm(5/15/30A) - 2-12 Pin

IP68 WATERPROOF CONNECTOR



SE-USB,SE-RJ45,SE-RJ45/8P

AC DRIVE



3 Phase,1,2,3&5 HP

MONO LEVER SWITCH



22.5 & 30.5mm Dia 2 & 4 Way

LED FLOODLIGHT - IP 67



Available from 30 Watts - 400 Watts

DETACHABLE TOWER LIGHT



Multi voltage -12/24/110/220V AC/DC / Multi function

IP68 WATERPROOF CONNECTOR



3 PIN & 5 PIN / T TYPE

MC 4 CONNECTORS/ TOOL



Available in 2way, 3way, 4way | Size - 2.5 - 6sq.mm

LED HAND LAMP



220V/AC WITH 5MTR WIRE

USB RECHARGEABLE

PENDANT STATION GG SERIES

Available in single speed & Double speed



SE-PL05/E

SE-PL07/E

SE-PL08/E

EMPTY MCB ENCLOSURE



Suitable For 16/32/63/125A sockets

HAND LAMP




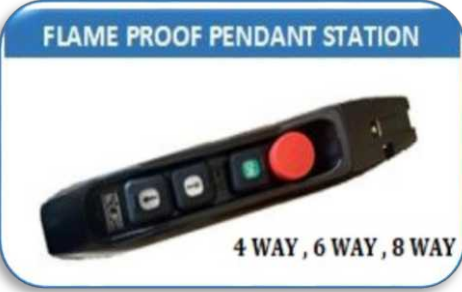
5 & 10 meters pin & screw type holder

CABLE TIE



RADIO REMOTE 2T+1R





Industrial lighting specialists

SOLAR PRODUCTS

SURGE PROTECTION DEVICE PREMIUM



AC-2&4POLE , DC-2&3POLE

SURGE PROTECTION DEVICE



AC-2&4POLE , DC-2&3POLE

SOLAR MC4 CONNECTOR



2WAY - 6 WAY / SIZE-2.5-6SQMM

SOLAR MC4 FUSE TYPE



SOLAR MC4 DIODE TYPE



DC FUSE & FUSE HOLDER



10*38 -16A,25A,30A

DC MCB



2 POLE & 4 POLE - 20A,32A,40A,63A

SOLAR MC4 CRIMPING TOOL



PREMIUM TOOL ECO TOOL

SOLAR MC4 WRENCH TOOL



1000V

1500V

BATTERY TERMINAL



40A,50A,120A,175A,350A

AC MCCB





32A - 630A TP/FP


LUGS SINGLE/TWIN





0.5 TO 50SQMM


















One Stop Shop for all
your **Automation**
Needs

SANT KRUPA
ELECTRICALS



selec®



**SANT KRUPA
ELECTRICALS**



SANT KRUPA ELECTRICALS

Answers for technology

OMRON



IS : 1554



CM/L-2694271

IS : 694



CM/L-2693168

