



THINK CLADDING THINK

ALSTONE®

ALSTONE®
STONEARC

From
The Hands
Of Masters

FR

PREMIUM EXTERIOR CLADDING



THE LEGACY OF
TWO DECADES OF
DELIVERING OVER 700+
MILLION SQ FT OF MCPs,
NOW DELIVERS EVEN MORE.

THINK **CLADDING** THINK

ALSTONE[®]

Alstone – Pioneering Excellence and Trust in Metal Composite Panels

For over two decades, Alstone has been a trusted leader in the Indian façade and cladding industry, renowned for its commitment to quality, innovation and reliability. As a market leader in Metal Composite Panels (MCP), Alstone consistently delivers advanced, high-performance solutions tailored to the evolving needs of architects, Dealers, façade consultants and fabricators.

Alstone offers a comprehensive portfolio of premium products, including Fire Retardant Composite Panels (FRCP), Aluminium-Based HPL (High-Pressure Laminates), Aluminium & Zinc Honeycomb Panels up to 9M length, Aluminium Louvers and Zinc Composite Panels (ZCP). Each product is engineered to meet stringent safety standards while delivering exceptional durability, aesthetics and performance.

With state-of-the-art manufacturing facilities in Dehradun (Uttarakhand) and Kotputli (Rajasthan), Alstone ensures consistent product quality and efficient nationwide service. Its advanced in-house coating line enables precise customization, superior surface finishes and timely delivery all under expert technical supervision.

Alstone products are rigorously tested and certified by the internationally recognized laboratory Thomas Bell-Wright International Consultants, reinforcing the brand's commitment to global quality benchmarks and safety compliance.

Driven by innovation, backed by technology and built on trust, Alstone continues to shape modern architectural landscapes across the nation.

THINK **CLADDING** THINK

ALSTONE[®]

21+

YEARS OF
TRUST

700+

MILLION SQ FT
OF MCP DELIVERED

500+

CHANNEL
PARTNERS

300+

PRIMARY
SHADES

17

OFFICES
PAN INDIA

From the hands of masters to the facades of today

Stone has always been the language of art — patient, enduring and full of life. From the grace of David to the ornate stories on temple walls, artisans have turned cold rock into timeless emotion. StoneArc carries this artistic lineage forward where every façade is crafted with the same devotion to beauty and detail.

Michelangelo's David
Carved between 1501–1504 CE from a single block of Carrara marble, Michelangelo's David in Florence, Italy, embodies the Renaissance ideal of perfection in stone.

From natural geometry to engineered brilliance

True engineering lies in harmony, not heaviness. At StoneArc, we draw from the same principle — transforming the timeless resilience of stone into a lightweight, precision-engineered cladding system. Strong as nature intended. Smart as technology allows.

Parthenon

Constructed between 447–432 BCE on the Acropolis of Athens, Greece, the Parthenon showcases flawless marble craftsmanship, Doric columns, and timeless architectural proportion.



Petra

Carved in the 1st century BCE from rose-red sandstone, this architectural wonder in southern Jordan exemplifies enduring artistry and precision in stone.

The legacy that time carved, we continue

Carved by time and refined by innovation, StoneArc carries forward stone's eternal legacy, preserving its strength, beauty, texture and soul while transforming it into a modern architectural masterpiece.



The palette of nature, captured in stone.

Layer upon layer, nature crafts colours and textures that endure through time. StoneArc translates this richness into architectural cladding — offering façades in shades inspired by the earth itself, turning every surface into a canvas of lasting beauty.

Rainbow Mountains of Utah
Layered over millions of years, the Paria Canyon-Vermilion Cliffs in Utah, USA, display surreal, multicolored sandstone waves — nature's pure expression of color and form.

Introducing, StoneArc. A new era in architectural surfaces. Crafted with precision and inspired by nature.

Through centuries, masters have turned stone into stories — chiseling grace, strength and immortality into every curve and contour. From timeless sculptures to monumental architecture, stone has carried the touch of human genius and the patience of nature. Alstone's StoneArc revives this ancient dialogue between craft and creation — transforming the eternal art of stone into modern design excellence. Each surface echoes the spirit of the masters, preserving their legacy in contemporary form. Light yet lasting, crafted yet natural, StoneArc is where tradition finds its future — the enduring artistry of stone, reborn for today's architectural imagination.





StoneARC

C O L L E C T I O N

Signature Build Series


Ash Concrete _____	12
Lunar Black _____	16
Burnt Sienna Stone _____	20
Obsidian Slate _____	24
Midnight Ore _____	28

Design Harmony Series

Elysian Vein _____	34
Mocha Umber _____	38
Rustic Brown _____	42
Mist Gray _____	46
Graphite Stone _____	50

Modern Classics Series

Stone Sand _____	56
Concrete Mist _____	60
Carbon Matte _____	64
Graphite Greige _____	68
Urban Clay _____	72



*In stone, time found its voice.
Each mark, each fold, each curve was a
dialogue between vision and eternity —
where the chisel obeyed both art and
patience. From the silent grandeur of
cathedrals to the poise of sculpted forms,
stone has forever carried the human
touch across ages. It has witnessed
empires, echoed prayers, and framed
beauty that endures beyond centuries.
In every line carved by masters, we find
the soul of creation — an unbroken
heritage that now lives again, reimagined
in the facades of today.*

Engineered for Endurance. Designed for Ease.

Every StoneArc panel is a synthesis of innovation and intelligence. With minimal maintenance and a sustainable, eco-conscious composition, it offers architects and builders a future-ready cladding solution where performance, protection and perfection coexist on every surface.

Technical Features



LIGHT
WEIGHT



WEATHER
PROOF



LOW
MAINTENANCE



FIRE
RETARDANT



ECO
FRIENDLY




EASY
INSTALLATION



UV RESISTANT



DURABLE





Signature Build Series

The Signature Build Series is designed for landmark architecture. These bold, refined surfaces bring strength, precision and material clarity to modern façades. From the calm of Ash Concrete to the cosmic depth of Lunar Black and Midnight Ore, each shade shapes powerful geometry. Ideal for towers, civic structures and premium commercial spaces, the Signature Build Series turns material into presence.

Engineered for Landmark architecture.

Dominant Tones: Deep Charcoal | Graphite Black | Volcanic Gray | Fiery Sienna Accents

Finish Type: Stone Matte with defined texture grain and controlled reflectivity


Surface Feel: Bold | Monolithic | High Depth Shadow-Defining

Recommended Use: Corporate towers | Civic architecture
Airports | Metro stations | High-rise commercial facades

Pairing Materials: Reflective glass | Brushed steel | Exposed concrete | Polished metal trims



Ash
Concrete



Lunar
Black



Burnt
Sienna Stone



Obsidian
Slate



Midnight
Ore



Ash Concrete

The Elegance of the Essential.

Ash Concrete distills the spirit of minimalism into material form. With its soft gray tone and subtle texture, it captures the calm rhythm of modern architecture. Designed for structures that breathe, not shout, this shade harmonize effortlessly with white render, natural wood

and glass. Ash Concrete reflects the essence of “less, but better” — where every element exists with purpose. Its understated neutrality gives architects the freedom to build spaces of peace, proportion and timeless appeal. A surface that speaks softly, but defines clearly.

Ash Concrete



Scan
to download
the product
image

Product Code: ST-01

Sheet size: (2440x1220)mm.





Lunar Black

Darkness. Defined. Designed.

Lunar Black is the meeting of art and shadow — a surface where light reveals more than it hides. Its deep black base with subtle metallic undertones captures the mystique of the cosmos and the discipline of design. Perfect for bold, sculptural architecture, it lends gravity and

sophistication to every elevation. Lunar Black absorbs brilliance, then gives it back through reflection — controlled, intentional, exact. The result is a surface both futuristic and timeless — for designers who sculpt with contrast and believe that darkness too can illuminate.

Lunar Black



Scan
to download
the product
image

Product Code: ST-02

Sheet size: (2440x1220)mm.

THINK CLADDING THINK

ALSTONE®





Burnt Sienna Stone

The Spirit of Fire. The Soul of Design.

Burnt Sienna Stone brings warmth with intensity — a tone forged in the meeting of flame and form. Its rich sienna hue and subtle metallic glint echo artisanal craftsmanship while retaining modern clarity. Ideal for cultural buildings, retail spaces, or bold residences, it

balances vibrance with elegance. The surface seems alive — shifting with light, deepening with shadow. Paired with brass, stone, or wood, Burnt Sienna creates an atmosphere of sculpted warmth — passionate yet poised. For designers who craft emotion into architecture.

Burnt Sienna Stone



Scan
to download
the product
image


Product Code: ST-03

Sheet size: (2440x1220)mm.

THINK **CLADDING** THINK
ALSTONE[®]



Signature
Build
Series | 2
3



Obsidian Slate

The Edge of Perfection.

Obsidian Slate brings the sharpness of nature's precision into modern design. Its clean, defined texture mirrors volcanic stone — crisp, controlled and resolutely pure. With a semi-matte finish that captures both shadow and reflection, it offers an architectural clarity that feels engineered

yet organic. Ideal for contemporary facades, urban towers and high-end interiors, Obsidian Slate embodies the strength of structure and the artistry of minimalism. Every plane, every line, speaks of precision. A modern heir to stone's enduring legacy — strong, intelligent, timeless.

Obsidian Slate



Scan
to download
the product
image

Product Code: ST-04

Sheet size: (2440x1220)mm.





Midnight Ore

Where Light Meets the Infinite.

Midnight Ore captures the quiet drama of light across mineral depth. Its dark blue-black tone, flecked with metallic sheen, evokes geological elegance — luxurious, restrained and endlessly modern. Designed for statement facades and high-end interiors,

it creates reflections that feel alive yet disciplined. Midnight Ore speaks to those who see architecture as performance — where light becomes the artist and surface the stage. A material that transforms silence into spectacle — intelligent, immersive and immortal.

Midnight Ore



Scan
to download
the product
image

Product Code: ST-05

Sheet size: (2440x1220)mm.




DESIGN HARMONY SERIES

The Design Harmony Series balances warmth, neutrality and modern clarity. These shades adapt across homes, hospitality spaces, workplaces and interiors. Rustic Brown and Mocha Umber bring refined earthiness, while Mist Gray and Graphite Stone offer calming minimalism. Elysian Vein adds subtle movement. Designed for human, versatile spaces, the series brings comfort and sophistication to modern living.

Where material meets modern living.

Dominant Tones:	Warm Brown Clay Umber Soft Gray Neutral Stone White
Finish Type:	Matte stone finish with smooth grain and gentle light response
Surface Feel:	Balanced Warm Human-Scale Softly Reflective
Recommended Use:	Residential towers Hospitality Retail façades Co-working spaces Interior wall cladding
Pairing Materials:	Natural wood Beige limestone Clear and frosted glass Bronze metal accents



Elysian Vein



Mocha Umber




Rustic Brown



Mist Gray



Graphite Stone



Elysian Vein

A texture born of time,
tells a story of strength and style

Strata is a sophisticated grey textured stone that beautifully captures the essence of layered earth formations. Its subtle tonal variations and natural grain lend depth and character, making it an ideal choice for both modern and timeless spaces. The stone's rugged yet refined surface reflects strength and serenity, offering

a perfect balance between raw natural appeal and architectural elegance. Whether used for façades, flooring, or interior highlights, Strata evokes a sense of grounded luxury. Its cool grey palette complements a wide range of materials, creating spaces that feel calm, contemporary and connected to nature.

Elysian Vein



Scan
to download
the product
image

Product Code: ST-06

Sheet size: (2440x1220)mm.





Mocha Umber

The Warmth of Earth, Refined by Design.

Mocha Umber captures the essence of raw clay and burnished bronze — a tone born from the earth's warmth yet defined by modern restraint. It brings an artisanal richness to contemporary facades, transforming light into a quiet glow. Perfect for spaces seeking grounded luxury, its subtle variation in tone and depth reflects

natural tactility while maintaining architectural precision. Mocha Umber pairs beautifully with brushed brass, wood and neutral glass, offering a modern reinterpretation of timeless craft. A shade for architecture that feels human, warm and enduring — design that breathes in the language of nature.

Mocha Umber



Scan
to download
the product
image

Product Code: ST-07

Sheet size: (2440x1220)mm.





Rustic Brown

The Heritage Hue of Modern Design

Rustic Brown recalls the grounded charm of earth and craft — a surface that connects contemporary design with ancestral warmth.

Its burnt clay undertones and rich texture evoke terracotta roofs and aged stone walls, reborn for modern architecture. Perfect for resorts,

homes and cultural spaces, Rustic Brown pairs beautifully with wood, brass and beige concrete. It celebrates the imperfections that make materials human — blending art, comfort and character. For spaces that feel lived in, loved and lasting.

Rustic Brown



Scan
to download
the product
image

Product Code: ST-08

Sheet size: (2440x1220)mm.





Mist Gray

The Soft Voice of Modern Architecture.

Mist Gray reflects the elegance of simplicity — soft, balanced and timeless. Inspired by early morning concrete and clouded light, it brings calm to modern structures. Its subtle gray undertones blend effortlessly with glass, pale wood and white stone, creating an atmosphere

of serene minimalism. Mist Gray embodies the silence of thoughtful design, a tone that never demands attention, yet defines everything around it. Ideal for homes, institutions, and light-dominated facades, it offers the perfect balance between material honesty and architectural grace.

Mist Gray



Scan
to download
the product
image

Product Code: ST-09

Sheet size: (2440x1220)mm.





Graphite Stone

Urban Strength in Monolithic Calm.

Graphite Stone is the material expression of urban intelligence — solid, calm and precise. Inspired by graphite's architectural stillness, it defines geometry with confidence. Its deep matte surface absorbs light with quiet dignity, shaping structures that stand like sculptures. Ideal for towers, civic spaces and modern

institutions, Graphite Stone complements glass, steel and neutral concrete effortlessly. This shade translates the language of restraint into visual power, turning every facade into an emblem of control and sophistication. For architects who design not for attention, but for permanence.

Graphite Stone



Scan
to download
the product
image

Product Code: ST-10

Sheet size: (2440x1220)mm.



MODERN CLASSICS SERIES

The Modern Classics Series expresses pure architectural calm. Stone Sand and Earth Clay create grounded warmth, while Deep Charcoal Vein, Basalt Black and Midnight Graphite offer sharp modernity. Neutral, minimal and enduring, these surfaces suit residences, institutions and cultural spaces. Built to outlast trends, the Modern Classics Series defines timeless design with quiet confidence.



Timeless neutrality. Modern architectural control.

Dominant Tones:	Neutral Sand Beige Earth Clay Brown Charcoal Gray Matte Graphite
Finish Type:	Ultra-matte stone finish with low reflection and uniform color field
Surface Feel:	Minimal Calm Permanent Uniform Grain
Recommended Use:	Institutional buildings Universities Museums High-end residences Cultural facades
Pairing Materials:	Pale travertine Exposed concrete Timber slats Minimal steel frames Green terraces



Stone Sand



Concrete Mist



Carbon Matte



Graphite Greige



Urban Clay



Stone Sand

Nature's Neutral. Designer's Canvas.

Stone Sand is serenity made tangible. Its soft beige tone and fine mineral texture provide a natural base for light, proportion and form. Like sandstone sculpted by wind, it feels both organic and precise. Ideal for wellness spaces, modern residences and eco-conscious

projects, Stone Sand harmonizes with every palette — from wood and metal to green and glass. A surface that doesn't compete, but completes — transforming simplicity into sophistication. Stone Sand is the architecture of quiet beauty.

Stone Sand



Scan
to download
the product
image


Product Code: ST-11

Sheet size: (2440x1220)mm.

THINK | CLADDING | THINK
ALSTONE[®]



Modern
Classics
Series | 59



Concrete Mist

Where Subtlety Shapes Space.

Concrete Mist captures the quiet elegance of modern materiality. Its soft gray tone, balanced with a fine mineral grain, creates a surface that feels both architectural and effortlessly natural. The shade diffuses light gently, forming calm planes that complement minimalist and contemporary structures. Ideal for museums,

institutional buildings, and refined residential façades, Concrete Mist brings clarity without harshness. It pairs beautifully with pale travertine, exposed concrete and warm wood, grounding spaces in a sense of quiet permanence. A tone that doesn't speak loudly, yet defines every line with precision and ease.

Concrete Mist



Scan
to download
the product
image

Product Code: ST-12

Sheet size: (2440x1220)mm.

THINK | CLADDING | THINK
ALSTONE[®]



Modern
Classics
Series | 63



Carbon Matte


The Pure Language of Darkness.

Carbon Matte is the essence of monolithic design — pure, dense and unmistakably modern. Its deep matte black surface absorbs light with discipline, delivering a sleek, uninterrupted visual field perfect for bold architectural statements. This shade conveys authority without ornamentation, ideal for high-end residences, cultural façades and corporate

environments seeking timeless presence.

Carbon Matte pairs seamlessly with reflective glass, steel frames, textured concrete and structured lighting, transforming contrasts into design poetry. It is a color of intent and clarity — the black that architects trust when they want the form itself to speak.

Carbon Matte



Scan
to download
the product
image

Product Code: ST-13

Sheet size: (2440x1220)mm.






Graphite Greige

The Modern Neutral, Refined.

Graphite Greige sits at the intersection of gray and taupe, forming a sophisticated neutral with remarkable adaptability. Its muted elegance offers warmth without heaviness and coolness without austerity. This makes it ideal for commercial facades, collaborative workspaces and contemporary residential architecture that demand balance.

The finish reveals a soft, understated depth that harmonizes with concrete, metal trims, glass panels and timber. Graphite Greige is a designer's neutral — the palette cornerstone that unifies varied materials while maintaining a modern, timeless serenity. A shade defined by restraint, crafted for environments that thrive on equilibrium.

Graphite Greige



Scan
to download
the product
image

Product Code: ST-14

Sheet size: (2440x1220)mm.





Urban Clay

Warmth Grounded in Modernity.

Urban Clay brings the richness of earth tones into a contemporary architectural vocabulary. Its warm brown surface carries subtle depth, offering a grounded yet polished character ideal for cultural centers, residential façades and hospitality spaces. The shade softens large structures with its welcoming presence while

maintaining the clean lines and control of modern design. Urban Clay pairs naturally with bronze accents, natural wood, matte black elements and neutral stone. It delivers warmth without nostalgia — transforming organic inspiration into a modern classic. A tone that feels timeless, tactile and confidently understated.

Urban Clay



Scan
to download
the product
image

Product Code: ST-15

Sheet size: (2440x1220)mm.



Key Technical Specification

S.NO	SPECIFICATIONS	UNIT	STANDARD	3MM
1	APPLICATION GRADE	-	-	EXTERIOR
2	THICKNESS OF MCP	mm	-	3
3	THICKNESS OF AL. SKIN	mm	-	0.3
4	CORE THICKNESS	mm	-	2.4
5	CORE DENSITY	g/cc	ASTM D792	≥1.5
6	CORE MATERIAL	-	-	Mineral filled core
7	WEIGHT	Kg/sqm	-	5.2
MECHANICAL TESTS OF MCP				
1	TENSILE STRENGTH	MPa	ASTM E-8	≥37
2	YIELD STRENGTH	MPa	ASTM E-8	≥30
3	ELONGATION	%	ASTM E-8	≥3
4	PEEL OFF STRENGTH	N/mm	ASTM D-903	≥5.0
ALUMINIUM SKIN PROPERTIES				
1	ALLOY	-	ASTM B209	3105
2	TENSILE STRENGTH	MPa	ASTM E-8	≥130
3	0.2% PROOF STRESS	MPa	ASTM E-8	≥100
4	ELONGATION	%	ASTM E-8	≥ 3
5	MODULUS OF ELASTICITY	GPa	ASTM E-8	≥68
COATING PROPERTIES				
1	COATING TYPE	-	CHEMICAL TEST	FEVE
2(a)	DFT (TOP LAYER)	microns	ASTM E-376	30±2
(b)	DFT (PRIMER)			7±2
3	BACK COAT	microns	ASTM E-376	(5-7) service coat
4	SPECULAR GLOSS	%	ASTM D-523	As per Shade
5(a)	DRY ADHESION TEST	-	ASTM D-3359 & AAMA 2605	Min. 3B
(b)	WET ADHESION TEST			
(c)	BOILING ADHESION TEST			
6	T- BEND TEST	-	ASTM D-4145	Max. 2T
7	REVERSE IMPACT TEST	-	ASTM D-2794	No Pick Off
8	PENCIL HARDNESS	-	ASTM D-3363	Min. HB
9	MEK RUB TEST	-	ASTM D-5402	100
10	CHEMICAL RESISTANCE (MURIATIC ACID RESISTANCE)	-	AAMA 2605	No blistering & No Visual Change
11	ALKALI TEST (NaOH)	-	ASTM D-1308	No color change

Product Tolerance:

Panel Width: ±2mm; Panel Length: ±4mm; Panel Thickness: ±0.20mm; Coil Thickness: ±0.03mm; Weight: ±5%; Maximum Squareness:5.0mm; Maximum Bow:0.5% width and/or length



TEST REPORT



CLASSIFICATION OF REACTION TO FIRE PERFORMANCE IN ACCORDANCE WITH BS EN 13501-1:2018

Test Sponsor:
 Alstone Manufacturing Private Limited
 Khasra No. 1393, Langha Road, P.O.
 Sahaspur, Dehradun - 248197,
 Uttarakhand, India
 T: +91-011-41232400
 Website: www.alstoneindia.com

Test Material:
 3mm thick ALSTONE FR B STONEARC MCP

CLASSIFICATION & FIELD OF APPLICATION



Reference of classification

This classification has been carried out in accordance of EN 13501-1:2018.

Classification

The product, 3mm Thick 'Metal Composite Panel' in relation to its reaction to fire behavior are classified;

Fire behavior		Smoke production			Flaming droplets	
B	-	s	1	,	d	0

Reaction to fire classification: B – s1, d0

Our Infrastructure



Our Esteemed Suppliers:



Product range

ALSTONE[®]
ZiNC
IN COLLABORATION WITH **VMZiNC**

ALSTONE[®]
ALCOMB
Aluminium Honeycomb Panel

ALSTONE[®]
CLASSIC
METAL COMPOSITE PANEL

ALSTONE[®]
EVOLUTION
METAL COMPOSITE PANEL

ALSTONE[®]
ALSTAR
ALUMINIUM COMPOSITE PANEL

ALSTONE[®]
SIGN PRO

Product range

**ALSTONE®
LOUVERS**
LIMITLESS AS YOUR IMAGINATION

**ALSTONE®
HPL**
Feel The Nature

**ALSTONE®
3D PANELS**

**ALSTONE®
ANOMETA**
ANODIZED LUXURY

**ALSTONE®
ANTIq**
BEAUTIFULLY RUSTIC

Stonera **ALSTONE®**
WORK of ART

ALSTONE MANUFACTURING PVT. LTD.

Corporate Office

15th Floor, Vijaya Building.
17, Barakhamba Road.
Connaught Place, New
Delhi-110001

Plant

(Uttarakhand)

1393, Langha Road,
Industrial Area, Dehradun
Uttarakhand-248197

Plant

(Rajasthan)

RIICO industrial area,
Keshwana, District-Kotputli
Behror (Rajasthan)-303108

Branches

Ahmedabad | Bengaluru | Bhubneshwar | Chennai | Delhi | Hyderabad | Indore | Jaipur |
Kochi | Kolkata | Lucknow | Mumbai | Noida | Patna | Pune | Guwahati | Ranchi

CALL: 9599040030 | info@alstoneindia.com | www.alstoneindia.com | Follow us @alstonecladding



Scan for
more details

