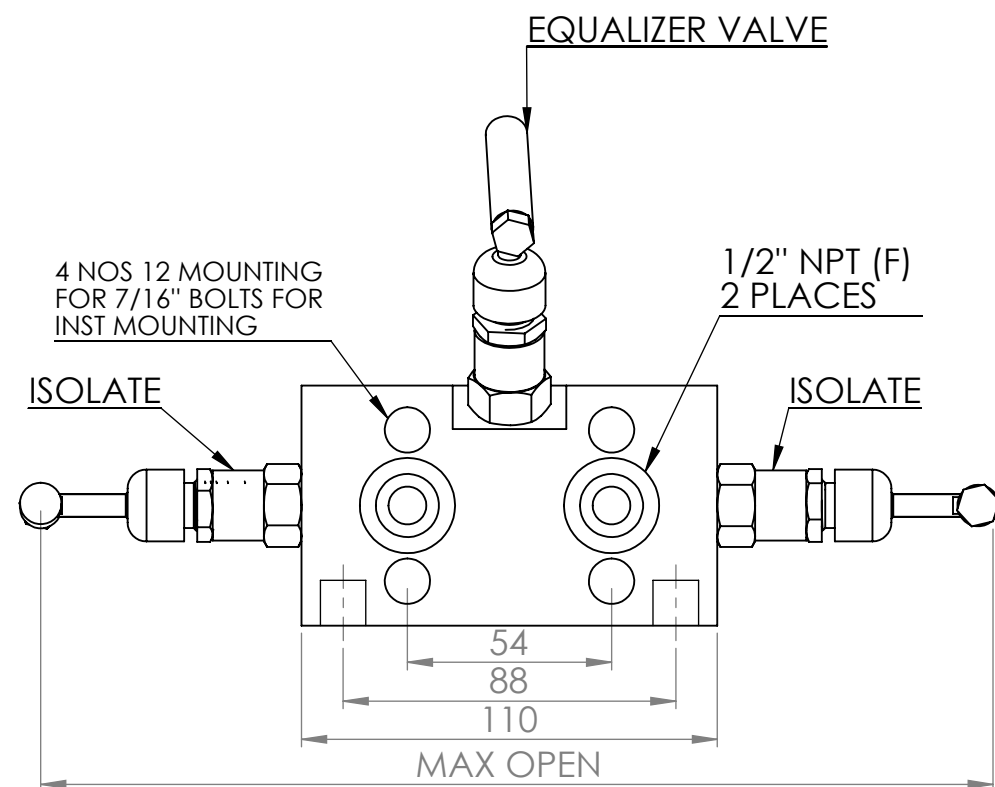
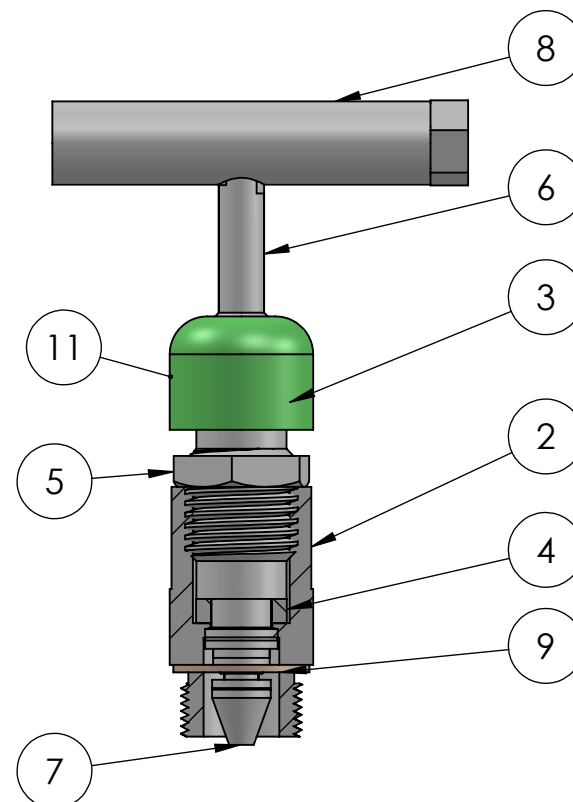


VIEW 'BB'



PLAN



VIEW 'AA'

PART NO.	PART DESCRIPTION	MATERIAL	QTY.
1	BODY	SS 316	1
2	GLAND BODY	SS 316	1
3	GLAND RETAINER	SS 304	1
4	GLAND SEAL	P.T.F.E.	2
5	CHECK NUT	SS 304	1
6	SPINDLE	SS316	1
7	TRIM	SS 316	1
8	HANDLE	SS 304	1
9	WASHER	SS 316	1
10	LOCK PIN	SS 304	1
11	DUST CAP	P.V.C.	1

ARC-LOK 3 VALVE MANIFOLD DESIGN FOR DIRECT MOUNTING CONNECTING SYSTEM IMPULSE LINES & TRANSMITTERS. HAVING SIMPLE THREE VALVE CONFIGURATION WHICH ALLOWS FOR EASY BLOCK & CALIBRATION OF A DIFFERENTIAL PRESSURE TRANSMITTER.

FEATURES

316 S.S. BODY CONSTRUCTION FOR SUPERIOR CORROSION RESISTANCE. NON ROTATING VEE TIP PREVENTS GALLING & PROMOTES REPETITIVE SHUT-OFF. OPTIONAL GRAPHOIL PACKING MATERIAL IS AVAILABLE FOR HIGH TEMP. RATING 1000deg (F) @ 6000PSI

TESTING :

PENUMATIC TEST :- EACH VALVE IS TESTED WITH NITROGEN AT 100 PSI IN ACCORDANCE WITH MSS-SP-61 FOR SEAT & PACKING LEAKAGE.

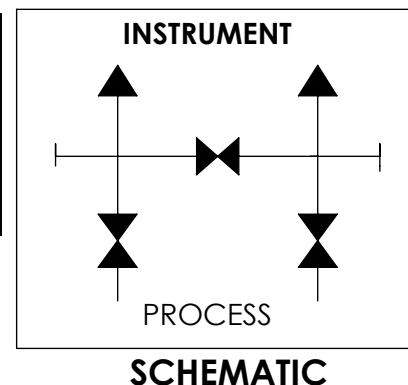
HYDRO TEST :- PERFORMED WITH PURE WATER IN ACCORDANCE WITH MSS-SP-61. BODY TESTED AT 1.5 TIMES & SEAT LEAKAGE TESTED AT 1.1 TIMES OF THE WORKING PRESSURE.

DESIGN STANDARD :-

PRESSURE & TEMPERATURE RATING ARE SELECTED FROM ANSI B 16.34 STANDARDS CLASS VALVES BASED ON ANSI B16 CLASS 2500 OPTIONAL SOUR GAS SERVICE CONFIRMS TO NACE STD. MR-01-75

TECHNICAL DATA					
Seat	Pr. Rot	Temp. Rat		Cv	Orifice
METAL SEAT	6000 PSI (41300 kpa)	PTFE 20 TO 250deg (F) (-29 TO 121deg (C)	GRAF OIL -20 TO 600deg (F) (-29 TO 315deg (C)	0.52 MAX.	4.8MM

NOTE :- 1) DIMENSION ARE IN MM.FOR REFERENCE ONLY SUBJECT TO CHANGE.



REV: 00	TITLE	3 VALVE MANIFOLD(PIPE TO FLANGE) DIRECT MOUNT
DATE : 30/07/16		
DRG BY : D.B.PATEL	PART NO:	ARC-MF-3PF-DM
APPROVED :R.B YADAV		
DATE : 30/07/16	<div>ARC-LokARCELLOR CONTROLS (INDIA)</div>	