




HOSPITAL FURNITURE



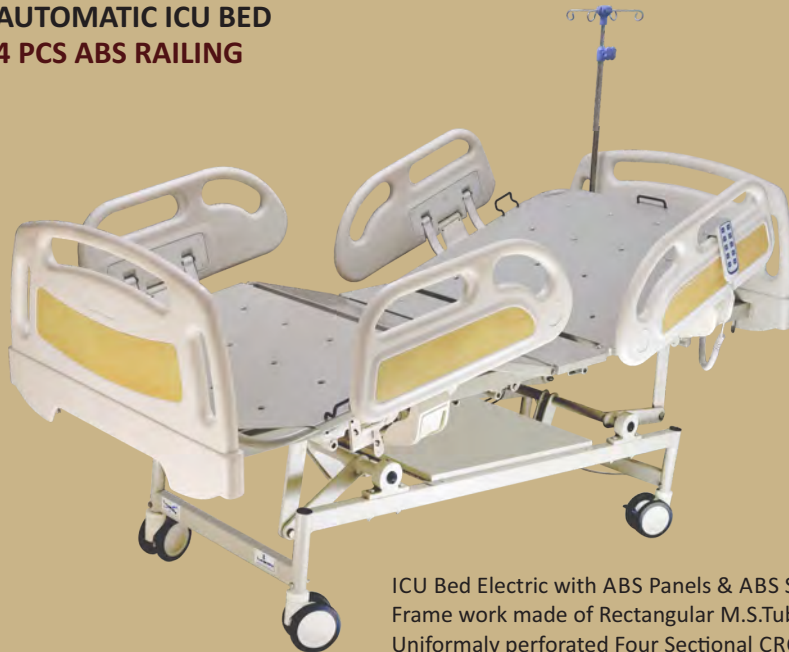
HOSPITECH
Technology For Life



HOSPITECH INDUSTRIES
AN ISO 9001 : 2015 Certified Company

AUTOMATIC ICU BED 4 PCS ABS RAILING

HI-2000 E4 ADVANCE



ICU Bed Electric with ABS Panels & ABS Side Rails
Frame work made of Rectangular M.S.Tube.
Uniformly perforated Four Sectional CRCA sheet top.
Back Rest,Knee Rest,TB/RTB and Hi-Lo postions obtained by
Electric Actuator operated by Hand Remote System.
ABS moulded head and foot bows.
ABS tuck away pneumatic pump assisted safty side rails
Telescopic IV Rod with 4 Locations
Bed mounted on four 125 mm Dia.Imported castors two with brake.

Finish : Pretreated and Epoxy Powder Coated
Size : 216L x 108W x 65 to 85H Cms.



Remote Handset



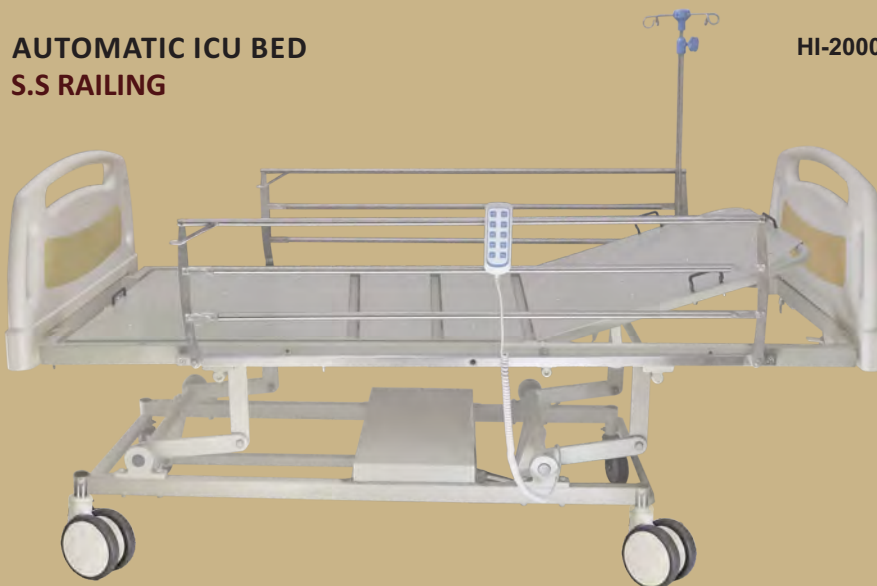
Twin Castors



Mattress
Optional

AUTOMATIC ICU BED S.S RAILING

HI-2000 E4 WITH S.S.RAILING



ICU Bed Electric with ABS Panels & S.S Railing
Frame work made of Rectangular M.S.Tube.
Uniformly perforated Four Sectional CRCA sheet top.
Back Rest,Knee Rest,TB/RTB and Hi-Lo postions obtained by
Electric Actuator operated by Hand Remote System.
ABS moulded head and foot bows.
Safety Side collapsible S.S.Railing
Telescopic IV Rod with 4 Locations
Bed mounted on four 125 mm Dia.Imported castors two with brake.

Finish : Pretreated and Epoxy Powder Coated
Size : 216L x 108W x 65 to 85H Cms.



Remote Handset




Twin Castors



Mattress
Optional

ICU BED ADVANCE 4 PCS ABS RAILING



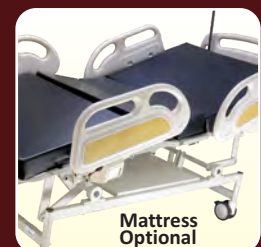
ICU Bed with ABS Panels & ABS Side Rails
Frame work made of Rectangular M.S.Tube.
Uniformly perforated Four Sectional CRCA sheet top.
Back Rest,Knee Rest,TB/RTB and Hi-Lo postions obtained by Foldable Crank Mechanism
ABS moulded head and foot bows.
ABS tuck away pneumatic pump assisted safty side rails
Telescopic IV Rod with 4 Locations
Bed mounted on four 125 mm Dia.Imported castors two with brake.

Finish : Pretreated and Epoxy Powder Coated
Size : 216L x 108W x 65 to 85H Cms.

HI-2000 ADVANCE



Twin Castors



Mattress
Optional

ICU BED WITH COLLAPSIBLE S.S. RAILING



ICU Bed with ABS Panels & S.S Railing
Frame work made of Rectangular M.S.Tube.
Uniformly perforated Four Sectional CRCA sheet top.
Back Rest,Knee Rest,TB/RTB and Hi-Lo postions obtained by Foldable Crank Mechanism
ABS moulded head and foot bows.
Safety Side collapsible S.S.Railing
Telescopic IV Rod with 4 Locations
Bed mounted on four 125 mm Dia. Castors two with brake.

Finish : Pretreated and Epoxy Powder Coated
Size : 216L x 108W x 65 to 85H Cms.

HI-2000 WITH S.S.RAILING



Foldable Handle



Head raise upto 80 deg.



Mattress
Optional

FOWLER BED

HI - 2002 ABS



Mechanically operated, uniformly perforated four sectional press bent CRCA sheet top bed. Main frame made of strong rectangular steel tubes mounted on rubber stumps. Two fixed lever handles at foot end to obtain positions - head raise, knee fold raise by smooth crank mechanism. Fitted with detachable ABS moulded head and foot bows. Locations provided for all accessories. Pretreated epoxy coated finish.

Size : 206L x 98W x 56H cm.

Mattress Surface : 198L x 98W cm.



SEMI-FOWLER BED

HI - 2003 ABS



Mechanically operated, uniformly perforated two sectional press bent CRCA sheet top bed. Main frame made of strong rectangular steel tubes mounted on rubber stumps. Two fixed lever handles at foot end to obtain Head raise by smooth crank mechanism. Fitted with detachable ABS moulded head and foot bows. Locations provided for all accessories. Pretreated epoxy coated finish.

Size : 206L x 98W x 56H cm.

Mattress Surface : 198L x 98W cm.



HOSPIBED ATTENDENT


HI-2006



Patient's attendant, perforated, CRCA sheet top bed. Strong "H" shaped legs on rubber stumps, S.S. bows. Pretreated epoxy coated finish.

Size : 206 L x 66 W x 46 H cm.

Mattress Surface : 198 L x 61 W cm.



S.S. BED SIDE LOCKER | HI-2007



Three shelves provided with guard rails. Strong S.S. tubular frame. Wholly made of Stainless Steel. Mounted on two 5 cm. castors and two stumps.

Top Size : 41 x 41 cm.
Height : 81 cm.

OVER BED TABLE DX | HI-2010



ABS Moulded top fitted on heavy tubular steel framework on four 5 cm. Swivel castors. Height adjustable with smooth gear mechanism thru side lever. Pretreated epoxy coated finish.

Top Size : 76 L x 41 W cm.
Height : 76 / 106 cm.

BED SIDE LOCKER SEMI DX | HI-2008



Machine pressed, M.S. cupboard with ventilating louvers on self locking door. Three sides covered shelf and drawer fitted with three sides raised tray type S.S. top, fixed on two 5 cm swivel castors and two stumps. Pretreated epoxy coated finish.

Top Size : 41 x 41 cm.
Height : 81 cm.

OVER BED TABLE | HI-2011



Laminated board top fitted on heavy tubular steel framework on four 5 cm swivel castors. Height adjustable thru knob. Pretreated epoxy coated finish.

Top Size : 76 L x 41 W cm.
Height : 76 / 106 cm.

BED SIDE LOCKER GENERAL | HI-2009



Machine pressed, M.S. Cupboard with ventilating louvers on self locking door, fixed with Sq. CRCA tubular legs on two 5 cm. swivel castors and two stumps SS top. Pretreated epoxy coated finish.

Top Size : 41 x 41 cm.
Height : 81 cm.

OVER BED TABLE GENERAL | HI-2012



Laminated board top fitted on tubular steel framework on four 5 cm. swivel castors. Pretreated epoxy coated finish.

Top Size : 106 L x 45 W cm.
Height : 95 cm.

BABY CRIB ON STAND | HI-2014



Strong tubular steel on four rubber stumps with hanging bright bars mesh crib. Pretreated epoxy coated finish.

Crib Size : 76 L x 42 W cm.

Height to Crib top : 103 cm.

S.S INSTRUMENT TROLLEY | HI-2016



Two S.S. Shelves, S.S. rails to cover three sides of top shelf & four sides of bottom. S.S. Tubular Frame on four 7.5cm swivel castors, two with brakes. Wholly made of Stainless Steel.

Size : 76 L x 46 W x 86 H cm.

S.S.CURVED INSTRUMENT TROLLEY | HI-2018



General Utility Trolley with two S.S. Shelves, Frame made of stainless steel mounted on five 7.5 cm. swivel castors. Wholly made of Stainless Steel.

Size : 100 L x 36 W x 86 H cm.

S.S DRESSING TROLLEY | HI-2019



Two S.S. Shelves, S.S. rails to cover three sides of top shelf & four sides of bottom. S.S. tubular steel frame, on four 10 cm. Swivel castors, Provided with S.S. bowl and bucket. Wholly made of Stainless Steel.

Size : 76 L x 46 W x 85 H cm.

CRASH CART | HI-2021



Steel frame with six smooth running drawers. Mobile on 12.5 cm. swivel castors with I. V. rod, Lamp, massage board, six hand out bins, cylinder cage. Fixed with buffers. Pretreated epoxy coated finish.

Size : 71 W x 40 D x 152 H cm.

S.S CRASH CART | HI-2021 S.S



Complete frame / structure made of stainless steel with six smooth running drawers. Mobile on 12.5 cm. swivel castors with I. V. rod, Lamp, massage board, six hand out bins, cylinder cage. Fixed with buffers.

Size : 71 W x 40 D x 152 H cm.

INSTRUMENT CABINET | HI-2023



Instrument Cabinet with four glass horizontal partitions and glass fitted lockable doors.

Overall Size : 120 H x 30 D x 60 W cm.

LINEN TROLLEY | HI-2024



Tubular steel frame mounted on two 7.5 cm. swivel castors & two stumps. Provided with one canvas/ leathrite foam bag. Pretreated epoxy coated finish.

Size : 45 W x 45 D x 86 H cm.

EMERGENCY & RECOVERY TROLLEY | HI-2025



Tubular trolley with **foot operated hydraulic pump** for height adjustment. Smooth pneumatic pump mechanism to obtain head down position. Two sectional X-ray permeable top with head raise on ratchet. Mobile on 15 cm castors, two with brake. Provided with cylinder cage, utility tray, I.V. Rod and safety rails. Supplied with two sectional Mattress Pretreated epoxy coated finish.

Size : 210 L x 67 W x 65/85 H cm.
Stretcher Size : 182 L x 56 W cm.

EMERGENCY & RECOVERY TROLLEY (MANUAL) | HI-2027



Tubular trolley with manually operated crank mechanism for height adjustment and to obtain head down position. Two sectional X-ray permeable top with head raise on ratchet. Mobile on 15 cm castors, two with brake. Provided with cylinder cage, utility tray, I.V. Rod and safety rails. Supplied with two sectional Mattress. Pretreated epoxy coated finish.

Size : 210 L x 67 W x 65/85 H cm.
Stretcher Size : 182 L x 56 W cm.

PATIENT TROLLEY SEMI DX | HI-2028



Removable padded stretcher top on CR, ERW square tubular steel trolley mobile on four 15 cm dia swivel castors, two with brake. Head raise adjusted on ratchet. Provide with gas cylinder cage, Utility tray, I.V. Rod and safety rails. Pretreated epoxy coated finish.

Size : 210 L x 56 W x 82 H cm.

PATIENT TROLLEY STD. HI-2029



Removable stretcher top on CR, ERW tubular steel trolley mobile on four 15 cm. dia swivel castors, two with brake.

Size : 210 L x 56 W x 82 H cm.

INVALID WHEEL CHAIR (FOLDING) | HI-2031



43 cm. Canvas seat, padded fixed arm rests. Front with 12.5 cm. solid castors & rear 60 cm. solid wheels with brakes. Pretreated epoxy coated finish.

Overall Size : 105 L x 86 W x 88 H cm.

REVOLVING STOOL | HI-2034



Four legs, S.S. Top
Pretreated epoxy
coated finish.

Ht. 46/68 cm (Screw Adj.) S.S. Top Dia.: 30 cm.

INVALID WHEEL CHAIR (NON FOLDING) | HI-2032



43 Cm. Cushioned seat & back, fixed arm rests. Front with 12.5 cm., solid castors & rear 60 cm. Solid wheels with brakes.

Overall Size : (105 L x 68 W x 88 H) cm.

REVOLVING STOOL | HI-2035



Three legs, S.S. Top
Pretreated epoxy
coated finish.

Ht. 46/68 cm (Screw Adj.) S.S. Top Dia.: 30 cm.

INVALID WHEEL CHAIR (ATTENDANT TYPE) | HI-2033



43 cm. Metal seat & back , fixed arm rests. Front with 12.5 cm. solid castors & rear 30 cm. Solid wheels with brakes.

Overall Size: 105 L x 86 W x 88 H cm.

RECTANGULAR STOOL | HI-2036



S.S. Top Square tubular
framework. Pretreated
Epoxy finish.

S.S. Top : 30 x 30 cm Height : 45 cm.

THREE FOLD SCREEN | HI-2037



Three fold screen with curtain. Pretreated Epoxy finish.

Overall Size : 228 W x 174 H cm. Castors Dia 5 cm.

CYLINDER TROLLEY | HI-2038



Mobile on two fixed 10cm. Castors, Pretreated, Epoxy coated finish

I.V.STAND | HI-2039



Tubular stand with 136 / 244 cm. adjustable height S.S. double hook I.V. rod, mounted five winged heavy base on 5 cm. swivel castors, pretreated, Epoxy finish.

Option : HI - 2039 S.S S.S Pipe & S.S Rod

KICK BUCKET | HI-2040



7.5 cm castors. Epoxy powder coated frame & S.S. Container

Size : 33 dia x 30 H cm.

FOOD STEP SINGLE | HI-2042



Non skid aluminium sheet top.

Size : 50 L x 25 W x 20 H cm.

FOOT STEP DOUBLE | HI-2043



Non skid aluminium sheet top.

Size : 50 L x 40 W x 46 H cm.

BASIN STAND SINGLE | HI-2044



Single Basin, Three 7.5 cm dia. Castors, Pretreated Epoxy coated finish.

SS Basin Dia : 35 cm. H 86 cm.

BASIN STAND DOUBLE | HI-2044 D



Two tier stand with two S.S. Basin. Three 7.5 cm. dia. Castors. Pretreated epoxy coated finish

SS Basin Dia : 35 cm. H 86 cm.

S.S MAYO'S TROLLEY | HI-2045 S.S



Mayo's type, Height Adjustable trolley mounted on two 5 cm. Castors and two rubber stumps. Wholly made of stainless steel.

SS Tray : 49 L x 33 W, H 84 / 140 cm

S.S MAYO'S STRADDLE TROLLEY | HI-2047 S.S



Wholly made of stainless steel, Mayo trolley, Adjustable height, suitable to use over the operation table, Mounted on four castors.

SS Tray : 60 x 35 cm. Height : 86 / 152 cm.



S.S.OBST / GYNE TABLE | HI-2048 S.S

Three sectional stainless steel top mounted on strong & precise S.S tubular frame. Back-rest adjustable on ratchet. Leg section slide under main frame. Trendelenburg positions achieved with the help of pneumatic pump.

(Wholly made of Stainless Steel)

STANDARD ACCESSORIES :-

- Head & side safety railing.
- S.S hand grip adjustable.
- Sliding S.S Douche tray.
- Lithotomy rods with straps.
- 50 mm thick sectional mattress.
- I.V. Rod S.S


Over all Extended Size : 187 L x 96 W x 80 H cm.



Expended Leg Section



Back Section Elevation



Trendelenburg Position



Lithotomy rods with straps



S.S. Hand Grip Adjustable



50 mm thick sectional mattress



Sliding S.S Douche Tray

EXAMINATION TABLE | HI-2049



MS tubular construction, machine pressed two sectional CRC sheet top. Head rest adjustable on ratchet. Pretreated epoxy coated finish.

EXAMINATION TABLE | HI-2050

Also available with perineal 'U' cut and pair of lithotomy rods with strap.

Size : 183 L x 51 W x 76 H cm.



EXAMINATION COUCH | HI-2051



Upholstered top in two pieces. Headrest adjustable on gas spring. Upper section of box with three drawers. Lower section comprises of three cabinets with separate doors. B.P Apparatus tray provided near headrest. Pretreated and powder coated.

Overall Approx. Size : 1890mm L x 560 mmW x 840mm H.

MOTORIZED LDRP BED-REMOTE CONTROL | HI-2052E



- ♦ Motorized LDRP Bed provided with handset for easy adjustment of backrest, height adjustment & trendelenburg / reverse trendelenburg.
- ♦ Battery back-up with built-in charger.
- ♦ Leg section can be telescoped under backrest for lithotomy positions.
- ♦ Easily removable polymer mounted safety side rail on each side can be easily lowered to aid in both routine and nursing emergencies.
- ♦ Stainless Steel bearing down supports with hand grip.
- ♦ Stainless steel I.V. Rod / Tray.
- ♦ Three sectional mattress.
- ♦ 125mm dia. Imported castor wheel two with brake.
- ♦ Overall approx dimension : 2155mm L x 1010mm W x 515mm to 880mm H (without mattress)



INTERNATIONAL QUALITY & SAFETY STANDARD
'CE' MARKED - ISO 9001 : 2015 & ISO 13485 : 2012 CERTIFIED


HOSPITECH INDUSTRIES
AN ISO 9001 : 2015 Certified Company

Works : 85, Sector-26, Industrial Area, Bhiwani-127021 Ph. : 01664-309660, 246326, Cell : 9812136505

e-mail : hospitechbhiwani@gmail.com

Display, Sales, Service : Delhi : C-101, Main Road Mayapuri, Phase-II, New Delhi-110064 Tel : 011-28117281, 28114282, 28115283,
Cell : **98100-84104**, 98106-97376 e-mail : hospitechindia@rediffmail.com, hospitechindia1@gmail.com

Bangalore : No-30, 17 th Cross, Vijaynagar Main Road, Bangalore-560040 Tel : 080-23141326/327 Cell : 98440-41853

e-mail : hospitech95@gmail.com

Mumbai : Shop No. 4, Vrindavan Society, Carter Road No. 3, Near Maa Meldi Temple, Borivali East, Mumbai, Cell : 9821376202,

e-mail : hospitech92@gmail.com

www.hospitechindustries.com

HOSPITECH - Technology For Life

APEXIA : +91 98109 48555