



PRODUCTS RANGE CATALOGUE



AKASH BLOWERS PVT. LTD.

- Twin-Lobe Roots Blowers
- Tri-Lobe Roots Blowers
- Gas Blowers
- Water Cooled Blowers
- Vacuum Boosters
- Acoustic Enclosures
- Aqua Culture Blowers
- Blowers Spares
- Ring Blowers/Side Channel Blowers
- Sludge Dewatering Machine
- Centrifugal Air Blowers

ABOUT AKASH BLOWERS

With the expertise earned from 45+ years of experience, AKASH started manufacturing of Twin Lobe Rotary Air Blowers wayback in 2009. Since then the company has consistently strengthened its manufacturing base producing a wide range of products line includes TWIN LOBE & TRI LOBE ROTARY Air Blowers/Compressors (Root Blowers), Mechanical Vacuum Boosters & Acoustic Hoods. We have also started dealing and manufacturing in Ring Blowers/Regenerative/Side Channel Blowers and Volute Dewatering Machine. These wide-range products and the technical expertise gained over the year have enabled AKASH to serve various segments of industry such as Flue Gas Application in sponge Iron, Silo Aeration for Cement Plants, Bulker unloading, Pneumatic conveying Sulphonation in Sugar plants, Water treatments plants, Effluent treatment plants, Aqua culture farms, Chemical & pharmaceutical plants, Food processing units.



VISION

To Become the No. 1 company in the Industry which delivers quality products for its Customers, believes in Innovation to meet the changing needs of the Customers and Market and are able to keep their Employees and stakeholders Happy and Satisfied, thus ensuring their growth along with the Company.

MISSION

To Serve our Customers as their most trusted and reliable partner in the Blower Industry.

VALUES

- Passion to Win & Be-The-Best at whatever we do.
- Integrity knowing what is right and acting responsibly with our clients, colleagues and community.
- Innovation anticipating our clients' needs.
- Dedication for unparalleled quality and proven success.
- Guidance serving our client with experienced guidance regarding their actual needs.

www.akashblowers.com



QUALITY MANUFACTURE



1. Casing: All AKASH Blowers units are single piece construction and precision machined cast iron, with ribs for strength and consistent thermal behaviour


2. Bearings: All AKASH blowers units are using SKF/FAG anti-friction bearing type vary with machine

3. Timing Gears: Forged Steel gear with hardened and ground teeth to reduced vibrations and ensures accurate rotor to rotor timings for smooth and efficient operations

4. Shafts: Impeller Shafts are alloy steel forgings that allow higher operating pressure and rotation speeds

5. Seal: Low-wear non contracting, labyrinth-type seals ensure performance and long life

6. Rotors: Made from cast iron or S.G iron with stiff design or maximum life. By CNC and 3D machinery control to ensure the highest performances providing with trouble-free performance and durability



DIRECT DRIVE BLOWERS

Akash introduce 0.75 HP & 1 HP Direct Drive Twin-Lobe Roots Blowers.

These Blowers have been designed keeping the demands of the industry of compact & sturdy machine, low noise, less space requirements, low vibrations, longer bearing life and low maintenance.

Complete blower package assembled with all accessories and coupled with electric motor, ready to install. These blowers are designed for continuous duty.

Direct drive blowers has increased efficiency, low noise and easy to maintain.

MODEL	IN./OUT. (MM)	MOTOR (HP)	SPEED (RPM)	1000 MMWG M ³ /HR	2000 MMWG M ³ /HR	3000 MMWG M ³ /HR
AB-305	19	0.75	940 1440	16 19	13 17	10 15



MODEL	IN./OUT. (MM)	SPEED (RPM)	1000 MMWG		2000 MMWG		3000 MMWG		4000 MMWG		5000 MMWG	
			M ³ /HR	BHP	M ³ /HR	BHP	M ³ /HR	BHP	M ³ /HR	BHP	M ³ /HR	BHP
AB-315	25	940	30	0.31	25	0.45	21	0.61	18	0.77	15	0.91
	40	1440	52	0.47	47	0.71	43	0.93	40	1.17		

AQUA CULTURE BLOWERS

AKASH range of aqua culture blowers to meet the growing demand for aquaculture / horticulture for RASTanks / biofloc system / natural fish pond requirements which essentially demand 100% oil free Air. These blowers are totally dry machines where lubrication chambers are physically isolated from the main air chamber ensuring 100% oil free air delivery. The oil free air delivery ensure for proper maintenance of Biological Oxygen Demand(BOD) for aqua culture.

MODEL	CAPACITY (M ³ /HR)	PRESSURE (MMWG)	REC. MOTOR (HP)	LINE SIZE MM
AQUA-325	75	2000	1.5	40
AQUA-42	110	2000	2	40
AQUA-44	150	2000	3	80
AQUA-4130	190	2000	3	80
AQUA-47	280	2000	5	80
AQUA-59	550	2000	7.5	100
AQUA-5305	800	2000	10	125
AQUA-615	1050	2000	12.5	150
AQUA-717	2200	2000	25	200



Note : 1. The above ratings are based on inlet air temperature of 104o F, ambient pressure 1 kg/cm2, specific gravity of 1.0."

2. Performance testing as per BS 1571, part-II

3. All specifications are subject to change without notice.

PERFORMANCE TABLE - TWIN LOBE

		AIR COOLED														WATER COOLED							
MODEL	IN/OUT (MM)	SPEED (RPM)	1000 MMWG		2000 MMWG		3000 MMWG		4000 MMWG		5000 MMWG		6000 MMWG		7000 MMWG		8000 MMWG		9000 MMWG		10000 MMWG		
			M ³ /HR	BHP	M ³ /HR	BHP	M ³ /HR	BHP	M ³ /HR	BHP	M ³ /HR	BHP	M ³ /HR	BHP	M ³ /HR	BHP	M ³ /HR	BHP	M ³ /HR	BHP	M ³ /HR	BHP	
AB-305	19	800	8	0.18	6	0.23	5	0.28	3	0.33	2	0.38											
		1000	12	0.23	10	0.29	8	0.35	7	0.41	6	0.48											
		1200	15	0.27	13	0.35	12	0.42	10	0.50	9	0.57											
		1400	19	0.32	17	0.41	15	0.49	14	0.58	12	0.67											
		1600	22	0.36	20	0.46	18	0.56	17	0.66	16	0.76											
AB-310	25	1600	22	0.36	20	0.46	18	0.56	17	0.66	16	0.76											
		1800	25	0.41	23	0.52	22	0.63	20	0.74	19	0.86											
		2000	29	0.46	27	0.58	25	0.70	24	0.83	23	0.95											
		2200	32	0.50	30	0.64	28	0.77	27	0.91	26	1.05											
		2400	36	0.55	33	0.70	32	0.84	30	0.99	29	1.14											
		2600	39	0.59	37	0.75	35	0.91	34	1.08	33	1.24											
2800	42	0.64	40	0.81	39	0.98	37	1.16	36	1.33													
AB-315	25	800	23	0.2	19	0.3	15	0.5	12	0.6	9	0.7	6	0.9									
		1000	32	0.3	27	0.4	24	0.6	20	0.8	18	0.9	15	1.1									
		1200	41	0.3	36	0.5	32	0.7	29	0.9	26	1.1	24	1.3									
		1400	50	0.4	45	0.6	41	0.9	38	1.1	35	1.3	33	1.5									
		1600	59	0.5	54	0.7	50	1.0	47	1.3	44	1.5											
AB-325	40	800	38	0.3	30	0.5	24	0.7	18	0.9	14	1.2	9	1.4	5	1.6							
		1000	53	0.4	45	0.7	38	0.9	33	1.2	28	1.5	24	1.7	20	2.0							
		1200	67	0.5	59	0.8	53	1.1	48	1.4	43	1.8	39	2.1	35	2.4							
		1400	82	0.6	74	0.9	67	1.3	62	1.7	57	2.1	53	2.4	49	2.8							
		1600	97	0.6	88	1.1	82	1.5	77	1.9	72	2.4	68	2.8	64	3.2							
AB-330	50	1600	97	0.6	88	1.1	82	1.5	77	1.9	72	2.4	68	2.8	64	3.2							
		1800	111	0.7	103	1.2	97	1.7	91	2.2	87	2.6	82	3.1	78	3.6							
		2000	126	0.8	118	1.4	111	1.9	106	2.4	101	2.9	97	3.5	93	4.0							
		2200	140	0.9	132	1.5	126	2.1	120	2.7	116	3.2	111	3.8	107	4.4							
		2400	155	1.0	147	1.6	140	2.3	135	2.9	130	3.5	126	4.2	122	4.8							
		2600	170	1.1	161	1.8	155	2.5	150	3.2	145	3.8	141	4.5	137	5.2							
2800	184	1.2	176	1.9	169	2.7	164	3.4	159	4.1	155	4.9	151	5.6									
AB-42	40	800	57	0.5	47	0.8	39	1.1	33	1.4	27	1.7	22	2.0	17	2.3	13	2.6	9	2.9	5	3.2	
		1000	77	0.7	67	1.1	60	1.4	53	1.8	48	2.2	42	2.5	38	2.9	33	3.3	29	3.7	25	4.0	
		1200	98	0.8	88	1.3	80	1.7	74	2.2	68	2.6	63	3.1	58	3.5	53	4.0	49	4.4	45	4.8	
		1400	118	1.0	108	1.5	100	2.0	94	2.5	88	3.1	83	3.6	78	4.1	74	4.6	70	5.1	66	5.7	
		1600	138	1.1	128	1.7	121	2.3	114	2.9	109	3.5	103	4.1	99	4.7	94	5.3	90	5.9	86	6.5	
AB-44	80	800	89	0.7	77	1.1	67	1.6	59	2.0	52	2.4	45	2.9	39	3.3	34	3.7	29	4.2	24	4.6	
		1000	119	0.9	106	1.4	97	1.9	89	2.5	82	3.0	75	3.6	69	4.1	64	4.7	59	5.2	54	5.8	
		1200	149	1.0	136	1.7	127	2.3	119	3.0	111	3.7	105	4.3	99	5.0	94	5.6	88	6.3	83	6.9	
		1400	179	1.2	166	2.0	156	2.7	148	3.5	141	4.3	135	5.0	129	5.8	123	6.6	118	7.3	113	8.1	
		1600	208	1.4	196	2.3	186	3.1	178	4.0	171	4.9	165	5.8	159	6.6	153	7.5	148	8.4	143	9.2	
AB-4130	80	800	113	0.8	97	1.4	85	1.9	75	2.5	66	3.0	58	3.6	50	4.2	43	4.7	36	5.3	30	5.8	
		1000	151	1.0	135	1.7	123	2.4	113	3.1	104	3.8	96	4.5	88	5.2	81	5.9	74	6.6	68	7.3	
		1200	189	1.3	173	2.1	161	2.9	151	3.8	142	4.6	134	5.4	126	6.3	119	7.1	112	7.9	106	8.8	
		1400	227	1.5	211	2.5	199	3.4	189	4.4	180	5.4	172	6.3	164	7.3	157	8.3	150	9.3	144	10.2	
		1600	265	1.7	249	2.8	237	3.9	227	5.0	218	6.1	210	7.3	202	8.4	195	9.5	188	10.6	182	11.7	

PERFORMANCE TABLE - TWIN LOBE

		AIR COOLED														WATER COOLED							
MODEL	IN/OUT	SPEED	1000 MMWG		2000 MMWG		3000 MMWG		4000 MMWG		5000 MMWG		6000 MMWG		7000 MMWG		8000 MMWG		9000 MMWG		10000 MMWG		
	(MM)	(RPM)	M ³ /HR	BHP	M ³ /HR	BHP	M ³ /HR	BHP	M ³ /HR	BHP	M ³ /HR	BHP	M ³ /HR	BHP	M ³ /HR	BHP	M ³ /HR	BHP	M ³ /HR	BHP	M ³ /HR	BHP	
AB-47	80	800	167	1.3	144	2.1	126	2.9	110	3.7	97	4.5	85	5.3									
		1000	223	1.6	200	2.6	182	3.6	166	4.6	153	5.7	141	6.7									
		1200	279	1.9	255	3.1	237	4.4	222	5.6	209	6.8	197	8.0									
		1400	335	2.2	311	3.7	293	5.1	278	6.5	265	7.9	253	9.4									
		1600	391	2.5	367	4.2	349	5.8	334	7.5	321	9.1											
AB-55	80	800	176	1.64	153	2.48	135	3.33	121	4.17	108	5.01	96	5.85	85	6.69							
		1000	233	2.05	210	3.11	193	4.16	178	5.21	165	6.26	154	7.32	143	8.37							
		1200	291	2.46	268	3.73	251	4.99	236	6.25	223	7.52	211	8.78	200	10.04							
		1400	348	2.87	326	4.35	308	5.82	294	7.29	281	8.77	269	10.24	258	11.71							
		1600	406	3.28	383	4.97	366	6.65	351	8.34	338	10.02	326	11.70	316	13.39							
AB-57	100	800	254	2.0	221	3.2	196	4.4	175	5.6	156	6.8	139	8.1	123	9.3	109	10.5	95	11.7	82	12.9	
		1000	337	2.5	305	4.0	279	5.5	258	7.0	239	8.6	222	10.1	207	11.6	192	13.1	178	14.7	166	16.2	
		1200	421	3.0	388	4.8	363	6.6	341	8.5	323	10.3	306	12.1	290	13.9							
		1400	504	3.5	471	5.6	446	7.8	425	9.9	406	12.0	389	14.1	373	16.3							
		1600	588	4.0	555	6.4	529	8.9	508	11.3	489	13.7	472	16.2									
AB-59	100	800	347	2.6	306	4.3	274	5.9	248	7.5	224	9.2	203	10.8									
		1000	459	3.3	418	5.3	386	7.4	359	9.4	336	11.5	314	13.5									
		1200	571	4.0	530	6.4	498	8.9	471	11.3	448	13.8	426	16.2									
		1400	683	4.6	642	7.5	610	10.4	583	13.2	559	16.1	538	18.9									
		1600	795	5.3	754	8.6	722	11.8	695	15.1	671	18.4											
AB-5305	125	800	435	3.1	381	5.1	339	7.2	304	9.3	274	11.3	246	13.4									
		1000	576	3.8	522	6.4	481	9.0	446	11.6	415	14.2	387	16.7									
		1200	718	4.6	664	7.7	622	10.8	587	13.9	556	17.0	528	20.1									
		1400	859	5.4	805	9.0	763	12.6	728	16.2	698	19.8											
		1600	1000	6.2	946	10.3	905	14.4	870	18.6	839	22.7											
Expo-2	100	800	176	1.6	153	2.4	135	3.3	121	4.1	108	5.0	96	5.8	85	6.6	75	7.5	66	8.3	57	9.2	
		1000	233	2.0	210	3.1	193	4.1	178	5.2	165	6.2	154	7.3	143	8.3	133	9.4	123	10.4	114	11.5	
		1200	291	2.4	268	3.7	251	4.9	236	6.2	223	7.5	211	8.7	200	10.0	190	11.3	181	12.5	172	13.8	
		1400	348	2.8	326	4.3	308	5.8	294	7.2	281	8.7	269	10.2	258	11.7	248	13.1	239	14.6	230	16.1	
		1600	406	3.2	383	4.9	366	6.6	351	8.3	338	10.0	326	11.7	316	13.3	306	15.0	296	16.7	287	18.4	
AB-67	100	800	342	2.4	298	4.0	264	5.7	235	7.3	210	9.0	187	10.6	166	12.2	146	13.9	128	15.5	111	17.1	
		1000	454	3.0	410	5.1	376	7.1	347	9.2	322	11.2	299	13.3	278	15.3	258	17.3	240	19.4	223	21.4	
		1200	566	3.6	522	6.1	488	8.5	459	11.0	434	13.5	411	15.9	390	18.4	371	20.8	352	23.3	335	25.7	
		1400	678	4.2	634	7.1	600	10.0	571	12.8	546	15.7	523	18.6	502	21.4	483	24.3	465	27.2	447	30.0	
		1600	791	4.8	746	8.1	712	11.4	684	14.7	658	17.9	636	21.2	615	24.5	595	27.8	577	31.1	559	34.3	
AB 610	125	800	449	2.9	391	5.1	346	7.2	309	9.4	276	11.5	245	13.7	218	15.8	192	18.0	168	20.1	145	22.3	
		1000	597	3.6	538	6.3	494	9.0	456	11.7	423	14.4	393	17.1	365	19.8	340	22.5	316	25.2	293	27.9	
		1200	744	4.4	686	7.6	641	10.9	604	14.1	570	17.3	540	20.5	513	23.8	487	27.0	463	30.2	440	33.5	
		1400	892	5.1	833	8.9	789	12.7	751	16.4	718	20.2	688	24.0	660	27.7	635	31.5	610	35.3	588	39.1	
		1600	1039	5.9	981	10.2	936	14.5	899	18.8	865	23.1	835	27.4	808	31.7	782	36.0	758	40.3	735	44.6	
AB 615	150	800	688	4.1	606	7.3	543	10.5	490	13.8	443	17.0	401	20.2	362	23.5	326	26.7	292	29.9	260	33.2	
		1000	909	5.1	827	9.1	764	13.2	711	17.2	664	21.3	622	25.3	583	29.4	547	33.4	513	37.4	481	41.5	
		1200	1130	6.1	1048	11.0	985	15.8	932	20.7	886	25.5	844	30.4	805	35.2							
		1400	1352	7.2	1270	12.8	1207	18.5	1154	24.1	1107	29.8	1065	35.5									
		1600	1573	8.2	1491	14.7	1428	21.1	1375	27.6	1328	34.1	1286	40.5									

PERFORMANCE TABLE - TWIN LOBE

		AIR COOLED															WATER COOLED					
MODEL	IN/OUT	SPEED	1000 MMWG		2000 MMWG		3000 MMWG		4000 MMWG		5000 MMWG		6000 MMWG		7000 MMWG		8000 MMWG		9000 MMWG		10000 MMWG	
	(MM)	(RPM)	M ³ /HR	BHP	M ³ /HR	BHP	M ³ /HR	BHP	M ³ /HR	BHP	M ³ /HR	BHP	M ³ /HR	BHP	M ³ /HR	BHP	M ³ /HR	BHP	M ³ /HR	BHP	M ³ /HR	BHP
AB-78	125	800	552	3.47	478	6.1	421	8.8	372	11.5	330	14.1	291	16.8	256	19.5	223	22.2	192	24.8	163	27.5
		1000	735	4.34	661	7.6	604	11.0	555	14.3	513	17.7	474	21.0	439	24.4	406	27.7	375	31.0	346	34.4
		1200	918	5.21	844	9.2	787	13.2	738	17.2	696	21.2	658	25.2	622	29.2	589	33.3	558	37.3	529	41.3
		1400	1101	6.08	1027	10.7	970	15.4	921	20.1	879	24.8	841	29.4	805	34.1	772	38.8	741	43.5	712	48.2
		1600	1284	6.95	1210	12.3	1153	17.6	1104	23.0	1062	28.3	1024	33.7	988	39.0	955	44.3	925	49.7	895	55.0
AB-710	150	800	774	4.1	712	7.5	663	10.9	623	14.3	587	17.7	554	21.1	525	24.4	497	27.8	471	31.2	446	34.6
		1000	1006	5.2	943	9.4	895	13.6	854	17.9	818	22.1	786	26.3	756	30.6	728	34.8	702	39.0	678	43.2
		1200	1237	6.2	1175	11.3	1126	16.4	1086	21.5	1050	26.5	1017	31.6	988	36.7	960	41.7	934	46.8	909	51.9
		1400	1469	7.3	1406	13.2	1358	19.1	1317	25.0	1281	31.0	1249	36.9	1219	42.8	1191	48.7	1165	54.6	1141	60.6
		1600	1700	8.3	1638	15.1	1589	21.9	1549	28.6	1513	35.4	1481	42.1	1451	48.9	1423	55.7	1397	62.4	1372	69.2
AB-713	150	800	1012	5.2	930	9.6	867	14.0	814	18.4	767	22.9	725	27.3	686	31.7	650	36.1	616	40.6	583	45.0
		1000	1315	6.5	1233	12.0	1170	17.5	1117	23.1	1070	28.6	1028	34.1	989	39.7	952	45.2	918	50.7	886	56.2
		1200	1618	7.8	1536	14.4	1473	21.1	1419	27.7	1373	34.3	1330	41.0	1291	47.6						
		1400	1921	9.1	1838	16.8	1775	24.6	1722	32.3	1675	40.1	1633	47.8	1594	55.5						
		1600	2223	10.4	2141	19.2	2078	28.1	2025	36.9	1978	45.8	1936	54.6								
AB-717	200	800	1322	6.9	1215	12.7	1132	18.5	1063	24.3	1002	30.0	946	35.8								
		1000	1717	8.7	1610	15.9	1528	23.1	1458	30.3	1397	37.5	1342	44.8								
		1200	2112	10.4	2005	19.1	1923	27.7	1853	36.4	1792	45.1	1737	53.7								
		1400	2508	12.2	2400	22.3	2318	32.4	2249	42.5	2188	52.6	2132	62.7								
		1600	2903	13.9	2796	25.5	2713	37.0	2644	48.6	2583	60.1										
AB-812	150 200	800	1293	8.5	1221	13.9	1165	19.2	1118	24.6	1077	30.0	1040	35.3	1005	40.7	974	46.1	944	51.4	915	56.8
		1000	1661	10.7	1588	17.4	1533	24.1	1486	30.8	1444	37.5	1407	44.2	1373	50.9	1341	57.6	1311	64.3	1282	71.0
		1200	2028	12.8	1955	20.8	1900	28.9	1853	36.9	1811	45.0	1774	53.0	1740	61.1	1708	69.1	1678	77.2	1649	85.2
		1400	2395	14.9	2322	24.3	2267	33.7	2220	43.1	2179	52.5	2141	61.9	2107	71.3	2075	80.7	2045	90.0	2016	94.7
		1600	2762	17.1	2689	27.8	2634	38.5	2587	49.3	2546	60.0	2508	70.7	2474	81.5	2442	92.2	2412	102.9	2384	
AB-816	250	800	1710	10.2	1614	17.3	1541	24.4	1479	31.5	1424	38.6	1375	45.7	1330	52.8	1287	59.9	1248	67.0	1210	74.1
		1000	2196	12.8	2100	21.7	2026	30.6	1964	39.4	1910	48.3	1860	57.1	1815	66.0	1773	74.9	1733	83.7	1695	92.6
		1200	2681	15.4	2585	26.0	2512	36.7	2450	47.3	2395	57.9	2346	68.6	2300	79.2						
		1400	3167	18.0	3071	30.4	2997	42.8	2935	55.2	2881	67.6	2831	80.0								
		1600	3652	20.5	3556	34.7	3483	48.9	3421	63.1	3366	77.3										
AB-820	250	800	2127	12.0	2008	20.8	1916	29.6	1839	38.4	1771	47.3	1710	56.1	1654	64.9						
		1000	2731	15.0	2612	26.0	2520	37.0	2443	48.1	2375	59.1	2314	70.1	2257	81.1						
		1200	3335	18.0	3215	31.2	3124	44.5	3047	57.7	2979	70.9	2917	84.1								
		1400	3938	21.0	3819	36.4	3728	51.9	3651	67.3	3583	82.7	3521	98.2								
		1600	4542	24.0	4423	41.6	4331	59.3	4254	76.9	4186	94.6										
AB-1012	250	800	1981	12.2	1870	20.4	1785	28.6	1713	36.8	1650	45.0	1593	53.3	1540	61.5	1491	69.7	1445	77.9	1402	86.1
		1000	2544	15.2	2433	25.5	2348	35.8	2276	46.0	2212	56.3	2155	66.6	2103	76.9	2054	87.1	2008	97.4	1964	107.7
		1200	3106	18.3	2995	30.6	2910	42.9	2838	55.3	2775	67.6	2718	79.9	2665	92.2	2616	104.6	2570	116.9	2527	129.2
		1400	3669	21.3	3558	35.7	3472	50.1	3400	64.5	3337	78.9	3280	93.2	3227	107.6	3178	122.0	3132	136.4	3089	150.8
		1600	4231	24.4	4120	40.8	4035	57.3	3963	73.7	3900	90.1	3842	106.6	3790	123.0	3741	139.4	3695	155.9	3651	172.3
AB-1016	250 300	800	2684	15.1	2533	26.2	2418	37.3	2321	48.5	2235	59.6	2157	70.7	2086	81.9	2020	93.0	1958	104.1	1899	115.2
		1000	3445	18.9	3295	32.8	3180	46.7	3082	60.6	2997	74.5	2919	88.4	2848	102.3	2782	116.2	2719	130.2	2660	144.1
		1200	4207	22.6	4057	39.3	3941	56.0	3844	72.7	3758	89.4	3681	106.1	3610	122.8	3543	139.5	3481	156.2	3422	172.9
		1400	4969	26.4	4818	45.9	4703	65.4	4606	84.9	4520	104.3	4443	123.8	4371	143.3	4305	162.8	4243	182.2	4184	201.7
		1600	5730	30.2	5580	52.5	5465	74.7	5367	97.0	5282	119.2	5204	141.5	5133	163.8	5067	186.0	5004	208.3	4945	230.5

PERFORMANCE TABLE - TWIN LOBE

		AIR COOLED															WATER COOLED					
MODEL	IN/OUT (MM)	SPEED (RPM)	1000 MMWG		2000 MMWG		3000 MMWG		4000 MMWG		5000 MMWG		6000 MMWG		7000 MMWG		8000 MMWG		9000 MMWG		10000 MMWG	
			M ³ /HR	BHP	M ³ /HR	BHP	M ³ /HR	BHP	M ³ /HR	BHP	M ³ /HR	BHP	M ³ /HR	BHP	M ³ /HR	BHP	M ³ /HR	BHP	M ³ /HR	BHP	M ³ /HR	BHP
AB-1020	350	800	3323	17.7	3137	31.5	2994	45.3	2873	59.1	2767	72.9	2671	86.6	2583	100.4	2501	114.2	2424	28.0	2351	141.7
		1000	4266	22.2	4080	39.4	3937	56.6	3816	73.9	3710	91.1	3614	108.3	3526	125.5	3444	142.7	3367	60.0	3294	177.2
		1200	5209	26.6	5023	47.3	4880	68.0	4759	88.6	4653	109.3	5571	130.0	4469	150.6						
		1400	6152	31.1	5966	55.2	5823	79.3	5702	103.4	5596	127.5	5500	151.6								
		1600	7095	35.5	6909	63.1	6766	90.6	6645	118.2	6539	145.7										
AB-1024	400	800	3963	20.4	3741	36.8	3570	53.3	3427	69.7	3300	86.1	3186	102.6								
		1000	5088	25.5	4866	46.0	4695	66.6	4551	87.1	4425	107.7	4311	128.2								
		1200	6212	30.6	5990	55.3	5820	79.9	5676	104.6	5550	129.2	5435	153.9								
		1400	7337	35.7	7115	64.5	6945	93.2	6801	122.0	6674	150.8	6560	179.5								
		1600	8462	40.8	8240	73.7	8069	106.6	7926	139.4	7799	172.3										

- Note : 1. The above ratings are based on inlet air standard pressure 14.7 psia. Standard temperature of 70 Deg. F and specific gravity of 1.0.
 2. We are capable to manufacture, design, testing for blower delivered FAD capacity upto 10,000 Nm³ / hr. & max pressure upto 1kg in Single Stage (Applicable for both twin and tri air/gas applications)
 3. Performance testing as per BS 1571, part-II
 4. All specifications are subject to change without notice.
 5. RPM at 1600
 - May increase noise by 3 db and lubrication to be done in every 500 hours instead of 1000 hours.
 - For FAD, next higher standard line size recommended
 6. Red Marked - Red value indicates suitable for Intermittent Duty Applications only & not fit for continuous 24/7 running.
 7. Blowers at 7000 MMWG will be provided double side oil lubricant and cost extra.
 8. Bold Marked - blowers will be in HD models and cost extra.
 9. Expo-2 Model works at air cooled and intermittent duty application only.

GAS BLOWERS

AKASH Gas Blowers based on Positive Displacement Rotary Air Blower principle have been specially developed for pumping of gas. These are generally used in gas lines to boost the biogas pressure to meet the burner input demand. Special blowers, capable of handling different gases, are also available at AKASH. Material of construction and constructional details vary to meet different gas requirements. For inflammable and toxic gases, leak tightness is ensured. Basic designs are modified, depending upon the nature of gas to be handled and customer's requirements. These are vertical/horizontal flow type in construction so as to prevent any accumulation of corrosive matter inside the casing. Since they operate in closed loop, suction and discharge silencers are generally not required. Special material of construction, lubrication and sealing arrangements make them ideal choice for Biogas boosting applications. Provision for a vacuum switch is provided at the inlet of the blower, so that incase the biogas generation falls below the pumping speed of the blower, the blower trips and this prevents vacuum overloading. Similarly provision for a pressure switch is provided on the discharge line to safeguard the blower against excessive discharge pressures. Water jet injection cooling can also be provided to keep the gas temperatures low.

FEATURES

- 100% oil free air/gas delivery
- Alloy steel hardened and ground timing gears, oil splash lubricated
- Factory engineered, Factory guaranteed, superior product
- Improved volumetric efficiency and reduced operating temperatures
- Anti-friction bearings
- Rotary Oil Sealing
- Easy rotor timing setting
- No vanes, valves or rings to wear



PERFORMANCE TABLE - TRI LOBE

MODEL	IN/ OUT (MM)	SPEED (RPM)	1000 MMWG		2000 MMWG		3000 MMWG		4000 MMWG		5000 MMWG		6000 MMWG		7000 MMWG		8000 MMWG	
			M ³ /HR	BHP	M ³ /HR	BHP	M ³ /HR	BHP	M ³ /HR	BHP	M ³ /HR	BHP	M ³ /HR	BHP	M ³ /HR	BHP	M ³ /HR	BHP
ATL-751	40	1000	53	0.4	45	0.7	38	0.9	33	1.2	28	1.5	24	17	20	2.0	16	2.3
		1200	67	0.5	59	0.8	53	1.1	48	1.4	43	1.8	39	2.1	35	2.4	31	2.7
		1400	82	0.6	74	0.9	67	1.3	62	1.7	57	2.1	53	2.4	49	2.8	46	3.2
		1600	97	0.6	88	1.1	82	1.5	77	1.9	72	2.4	68	2.8	64	3.2	60	3.6
		1800	111	0.7	103	1.2	97	1.7	91	2.2	87	2.6	82	3.1	78	3.6	75	4.1
		2000	126	0.8	118	1.4	111	1.9	106	2.4	101	2.9	97	3.5	93	4.0	89	4.5
		2200	140	0.9	132	1.5	126	2.1	120	2.7	116	3.2	111	3.8	107	4.4	104	5.0
		2400	155	1.0	147	1.6	140	2.3	135	2.9	130	3.5	126	4.2	122	4.8	118	5.5
		2600	170	1.1	161	1.8	155	2.5	150	3.2	145	3.8	141	4.5	137	5.2	133	5.9
		ATL-1005	80	1000	151	1.0	135	1.7	123	2.4	113	3.1	104	3.8	96	4.5	88	5.2
1200	189			1.3	173	2.1	161	2.9	151	3.8	142	4.6	134	5.4	126	6.3	119	7.1
1400	227			1.5	211	2.5	199	3.4	189	4.4	180	5.4	172	6.3	164	7.3	157	8.3
1600	265			1.7	249	2.8	237	3.9	227	5.0	218	6.1	210	7.3	202	8.4	195	9.5
1800	303			1.9	287	3.2	275	4.4	265	5.7	256	6.9	247	8.2	240	9.4	233	10.7
2000	341			2.1	325	3.5	313	4.9	303	6.3	294	7.7	285	9.1	278	10.5	270	11.9
2200	379			2.4	363	3.9	351	5.4	341	6.9	332	8.5	323	10.0	316	11.5	309	13.1
2400	417			2.7	399	4.3	387	5.9	377	7.5	368	9.3	359	11.1	352	12.6	345	14.6
ATL-1255	80	1000	233	2.05	210	3.11	193	4.16	178	5.21	165	6.26	154	7.32	143	8.37	133	9.42
		1200	291	2.46	268	3.73	251	4.99	236	6.25	223	7.52	211	8.78	200	10.04	190	11.30
		1400	348	2.87	326	4.35	308	5.82	294	7.29	281	8.77	269	10.24	258	11.71	248	13.19
		1600	406	3.28	383	4.97	366	6.65	351	8.34	338	10.02	326	11.70	316	13.39	306	15.07
		1800	464	3.69	441	5.59	423	7.48	409	9.38	396	11.27	384	13.17	373	15.06	363	16.96
		2000	521	4.11	499	6.21	481	8.32	466	10.42	453	12.53	442	14.63	431	16.74	421	18.84
		2200	579	4.52	556	6.83	539	9.15	524	11.46	511	13.78	499	16.09	489	18.41	479	20.72
		2400	637	4.93	614	7.45	596	9.98	582	12.50	569	15.03	557	17.56	546	20.08	536	22.61
ATL-1259	100	1000	459	3.34	418	5.3	386	7.4	359	9.4	336	11.5	314	13.5	295	15.6	277	17.6
		1200	571	4.01	530	6.4	498	8.9	471	11.3	448	13.8	426	16.2	407	18.7	388	21.1
		1400	683	4.68	642	7.5	610	10.4	583	13.2	559	16.1	538	18.9	519	21.8	500	24.7
		1600	795	5.35	754	8.6	722	11.8	695	15.1	671	18.4	650	21.6	630	24.9	612	28.2
		1800	907	6.02	865	9.7	834	13.3	807	17.0	783	20.7	762	24.4	742	28.0	724	31.7
		2000	1019	6.69	977	10.7	945	14.8	919	18.9	895	23.0	874	27.1	854	31.2	836	35.2
		2200	1131	7.35	1089	11.8	1057	16.3	1031	20.8	1007	25.3	986	29.8	966	34.3	948	38.8
		2400	1243	8.01	1201	12.9	1169	17.8	1143	22.3	1119	27.8	1098	33.3	1078	37.8	1060	42.3
ATL-15015	150	1000	909	5.1	827	9.1	764	13.2	711	17.2	664	21.3	622	25.3	583	29.4	547	33.4
		1200	1130	6.1	1048	11.0	985	15.8	932	20.7	886	25.5	844	30.4	805	35.2	769	40.1
		1400	1352	7.2	1270	12.8	1207	18.5	1154	24.1	1107	29.8	1065	35.5	1026	41.1	990	46.8
		1600	1573	8.2	1491	14.7	1428	21.1	1375	27.6	1328	34.1	1286	40.5	1247	47.0	1211	53.5
		1800	1794	9.2	1712	16.5	1650	23.8	1597	31.0	1550	38.3	1508	45.6	1469	52.9	1433	60.2
		2000	2016	10.2	1934	18.3	1871	26.4	1818	34.5	1771	42.6	1729	50.7	1690	58.8	1654	66.8
		2200	2237	11.3	2155	20.2	2092	29.1	2039	38.0	1993	46.8	1950	55.7	1912	64.6	1875	73.5
		2400	2458	12.4	2376	22.1	2313	31.9	2260	41.3	2213	54.7	2170	64.1	2130	72.4	2095	80.4
ATL-17513	150	1000	1315	6.5	1233	12.0	1170	17.5	1117	23.1	1070	28.6	1028	34.1	989	39.7	952	45.2
		1200	1618	7.8	1536	14.4	1473	21.1	1419	27.7	1373	34.3	1330	41.0	1291	47.6	1255	54.2
		1400	1921	9.1	1838	16.8	1775	24.6	1722	32.3	1675	40.1	1633	47.8	1594	55.5	1558	63.3
		1600	2223	10.4	2141	19.2	2078	28.1	2025	36.9	1978	45.8	1936	54.6	1897	63.5	1861	72.3
		1800	2526	11.7	2444	21.7	2381	31.6	2328	41.6	2281	51.5	2238	61.5	2199	71.4	2163	81.4
		2000	2829	13.0	2747	24.1	2683	35.1	2630	46.2	2583	57.2	2541	68.3	2502	79.4	2466	90.4

PERFORMANCE TABLE - TRI LOBE

MODEL	IN/ OUT (MM)	SPEED (RPM)	1000 MMWG		2000 MMWG		3000 MMWG		4000 MMWG		5000 MMWG		6000 MMWG		7000 MMWG		8000 MMWG	
			M ³ /HR	BHP	M ³ /HR	BHP	M ³ /HR	BHP	M ³ /HR	BHP	M ³ /HR	BHP	M ³ /HR	BHP	M ³ /HR	BHP	M ³ /HR	BHP
ATL-20016	250	1000	2196	12.8	2100	21.7	2026	30.6	1964	39.4	1910	48.3	1860	57.1	1815	66.0	1773	74.9
		1200	2681	15.4	2585	26.0	2512	36.7	2450	47.3	2395	57.9	2346	68.6	2300	79.2	2258	89.9
		1400	3167	18.0	3071	30.4	2997	42.8	2935	55.2	2881	67.6	2831	80.0	2786	92.4	2744	104.9
		1600	3652	20.5	3556	34.7	3483	48.9	3421	63.1	3366	77.3	3317	91.5	3271	105.7	3229	119.8
		1800	4137	23.1	4042	39.1	3968	55.0	3906	71.0	3851	86.9	3802	102.9	3757	118.9	3714	134.8
		2000	4623	25.7	4527	43.4	4453	61.1	4391	78.9	4337	96.6	4287	114.3	4242	132.1	4200	149.8
ATL-25016	300	1000	3445	18.9	3295	32.8	3180	46.7	3082	60.6	2997	74.5	2919	88.4	2848	102.3	2782	116.2
		1200	4207	22.6	4057	39.3	3941	56.0	3844	72.7	3758	89.4	3681	106.1	3610	122.8	3543	139.5
		1400	4969	26.4	4818	45.9	4703	65.4	4606	84.9	4520	104.3	4443	123.8	4371	143.3	4305	162.8
		1600	5730	30.2	5580	52.5	5465	74.7	5367	97.0	5282	119.2	5204	141.5	5133	163.8	5067	186.0
		1800	6492	34.0	6342	59.8	6226	84.1	6129	109.1	6043	134.2	5966	159.2	5895	184.2	5828	209.3
		2000	7254	37.8	7103	65.6	6988	93.4	6891	121.2	6805	149.1	6728	176.9	6656	204.7	6590	232.5

- Note : 1. The above ratings are based on inlet air standard pressure 14.7 psia, Standard temperature of 70 Deg. F and specific gravity of 1.0.
 2. We are capable to manufacture, design, testing for blower delivered FAD capacity upto 10,000 Nm³ / hr. & max pressure upto 1kg in Single Stage (Applicable for both twin and tri air/gas applications)
 3. Performance testing as per BS 1571, part-II
 4. All specifications are subject to change without notice.
 5. Bold Marked- For FAD, next higher standard line size recommended
 6. Red Marked - Red value indicates suitable for Intermittent Duty Applications only & not fit for continuous 24/7 running.

SCOPE OF SUPPLY (TWIN & TRI LOBE ROOTS AIR BLOWERS)

AKASH Blowers are available as package units, ready to install or as bare blower units for replacement.

A) Bare Blower:

1. Blower
2. Suction & Discharge Inter Connection Pipeline/Companion Flanges
3. Blower Pulley
4. First Oil/Grease Fill

B) Blower With Standard Accessories (Pressure Duty) Including Water Cooled Blowers:

1. Blower
2. Common Motor & Blower Base Frame with Motor Rails
3. Belt Guard /Coupling Guard
4. Suction Air Filter
5. Suction Silencer
6. Pressure Gauge
7. Safety Relief Valve (Spring Loaded Type)
8. Pulleys & Vee Belts / Coupling
9. ICP with Companion Flange
10. O&M Manual
11. First Oil/Grease Filled

C) Additional Accessories (Available As Per Requirements):

1. NRV
2. Discharge Silencer
3. Anti Vibration Pad
4. Electric Motor
5. SS Bellows
6. Acoustic Hood
7. Foundation Bolts

D) Blower with Standard Accessories (Vacuum Duty):

1. Blower
2. Common Motor, Blower Base Frame with Motor Rails
3. Belt Guard /Coupling Guard
4. Discharge Silencer
5. Vacuum Gauge
6. Vacuum Relief Valve (Spring Loaded Type)
7. Pulleys & Belts / Coupling
8. ICP with Companion Flange
9. O&M Manual
10. First Oil/Grease Filled

E) Blower with Standard Accessories (Gas Duty):

1. Blower
2. Common Motor, Blower Base Frame with Motor Rails
3. First Oil/Grease Filled



Note: Above mentioned accessories are standard, may vary as per client job requirement and as per application.

AMC & SPARES



AKASH Original spare parts are carefully selected with the correct specification required for the optimum operation of your machines. While you may save a few rupees in using similar locally bought spare parts, you might be risking the life span of your machines. The small difference in cost can ultimately save you a lot more in the future.

1. AMC of blowers is available with and without consumables.
2. Genuine and originals spares always recommended for 100% efficiency of Blowers
3. Onsite and in-house service of any make of blowers is also available.

Spare Parts



Rotor Set



Gear Set



Bearing Set
& Oil Set

Accessories



Pressure
Gauge



Pressure
Relief Valve



NRV



Air Filter

ACOUSTIC ENCLOSURES

FEATURES

- Reduce noise level by approximate 10-20 dB(A)
- Easy to assemble and maintain.
- Space available inside for repair & maintenance work
- Suitable for open installation
- Powder Coated Sheets with electro statically charged glass wool sandwich.
- Proper air ventilation system is available for proper cooling of blower.



RING BLOWERS

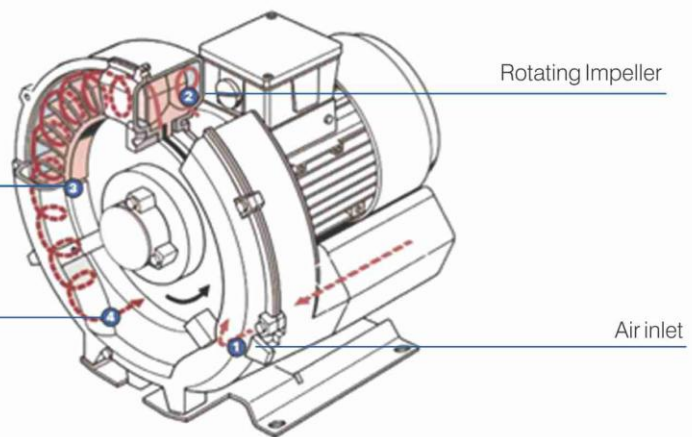
Ring Turbine / Regenerative / Side Channel Blowers

WORKING PRINCIPLE

Ring Blowers, also known as Side Channel / Regenerative Blowers, are directly driven by electric motors. The impeller in the blowers are mounted directly on the motor shaft for contact free compression, without friction. Maximum operational reliability and service life, even at high differential pressures, is ensured by the arrangement of the bearings outside the compression chamber.

Imparts velocity to the inlet air in the direction of rotation. Centrifugal force in the impeller blades accelerates the air outward and resulting in pressure increases

High pressure air is discharge from the outlet of the blower



Applications

- Sewage Treatment Plants
- Electroplating Plants
- Water Treatment Plants
- Aeration
- Air Knife System
- Vacuum Conveying
- Vacuum De-Solders
- Vacuum Lifting & Feeding
- And Many More.



RING BLOWER FEATURES:

- 100% oil free air
- Low noise level due to internal silencer
- Less vibration
- External bearing increase life
- Suitable for Pressure & Vacuum application
- Fully Copper Winding
- Pulsation free air
- Low power consumption
- Easy installation
- Direct drive motor design
- Low maintenance
- Compact in design (Space saving)

PERFORMANCE TABLE

SINGLE STAGE RING BLOWER							
MODEL	POWER	DISPLACEMENT (Maximum)	VACUUM (Maximum)	PRESSURE (Maximum)	PRESSURE PSI	SOUND	WEIGHT
ARB-SS-25	0.25 HP	80 M ³ /hr/47 CFM	120 mbar	120 mbar	1.74 PSI	53 DB	9 KG
ARB-SS-80	0.5 HP	80 M ³ /hr/47 CFM	130 mbar	140 mbar	2.03 PSI	62 DB	12 KG
ARB-SS-145	1 HP	145 M ³ /hr/85 CFM	150 mbar	160 mbar	2.32 PSI	63 DB	14 KG
ARB-SS-210L	1.5 HP	210 M ³ /hr/123 CFM	170 mbar	170 mbar	2.46 PSI	64 DB	22 KG
ARB-SS-210	2 HP	210 M ³ /hr/123 CFM	190 mbar	200 mbar	2.9 PSI	70 DB	23 KG
ARB-SS-270	3 HP	270 M ³ /hr/123 CFM	230 mbar	250 mbar	3.91 PSI	67 DB	27 KG
ARB-SS-320V	4 HP	320 M ³ /hr/188 CFM	270 mbar	290 mbar	4.2 PSI	69 DB	37 KG
ARB-SS-400	5 HP	400 M ³ /hr/235 CFM	290 mbar	330 mbar	4.78 PSI	77 DB	40 KG
ARB-SS-530	7.5 HP	530 M ³ /hr/312 CFM	300 mbar	320 mbar	4.64 PSI	80 DB	62 KG
ARB-SS-530P	10 HP	530 M ³ /hr/312 CFM	320 mbar	380 mbar	5.51 PSI	82 DB	68 KG
ARB-SS-1050	11 HP	1050 M ³ /hr/618 CFM	210 mbar	210 mbar	3.04 PSI	77 DB	93 KG
ARB-SS-1050P	16.5 HP	1050 M ³ /hr/618 CFM	280 mbar	270 mbar	3.91 PSI	80 DB	116 KG
ARB-SS-1050HP	24.5 HP	1050 M ³ /hr/618 CFM	340 mbar	460 mbar	6.67 PSI	82 DB	126 KG

DOUBLE STAGE RING BLOWER							
MODEL	POWER	DISPLACEMENT (Maximum)	VACUUM (Maximum)	PRESSURE (Maximum)	PRESSURE PSI	SOUND	WEIGHT
ARB-DS-88	1 HP	88 M ³ /hr/52 CFM	210 mbar	240 mbar	3.48 PSI	55 DB	14 KG
ARB-DS-150	2 HP	150 M ³ /hr/88 CFM	280 mbar	280 mbar	4.06 PSI	66 DB	24 KG
ARB-DS-150V	3 HP	150 M ³ /hr/89 CFM	330 mbar	440 mbar	6.38 PSI	66 DB	27 KG
ARB-DS-230V	3 HP	230 M ³ /hr/135 CFM	290 mbar	360 mbar	5.22 PSI	72 DB	35 KG
ARB-DS-230	4 HP	230 M ³ /hr/135 CFM	340 mbar	410 mbar	5.94 PSI	72 DB	39 KG
ARB-DS-230P	5 HP	230 M ³ /hr/135 CFM	390 mbar	490 mbar	7.1 PSI	72 DB	45 KG
ARB-DS-320V	7.5 HP	320 M ³ /hr/188 CFM	440 mbar	500 mbar	7.25 PSI	73 DB	70 KG
ARB-DS-320P	10 HP	320 M ³ /hr/188 CFM	440 mbar	570 mbar	8.26 PSI	73 DB	77 KG
ARB-DS-520	15 HP	520 M ³ /hr/317 CFM	430 mbar	660 mbar	9.57 PSI	74 DB	123 KG
ARB-DS-1110P	27 HP	1110 M ³ /hr/653 CFM	440 mbar	500 mbar	7.25 PSI	74 DB	204 KG
ARB-DS-1110HP	33 HP	1110 M ³ /hr/653 CFM	440 mbar	590 mbar	8.55 PSI	74 DB	211 KG
ARB-DS-2050	27 HP	2050 M ³ /hr/1206 CFM	250 mbar	230 mbar	3.33 PSI	75 DB	230 KG
ARB-DS-2050P	33 HP	2050 M ³ /hr/1206 CFM	310 mbar	280 mbar	4.06 PSI	75 DB	235 KG

SLUDGE DEWATERING MACHINE

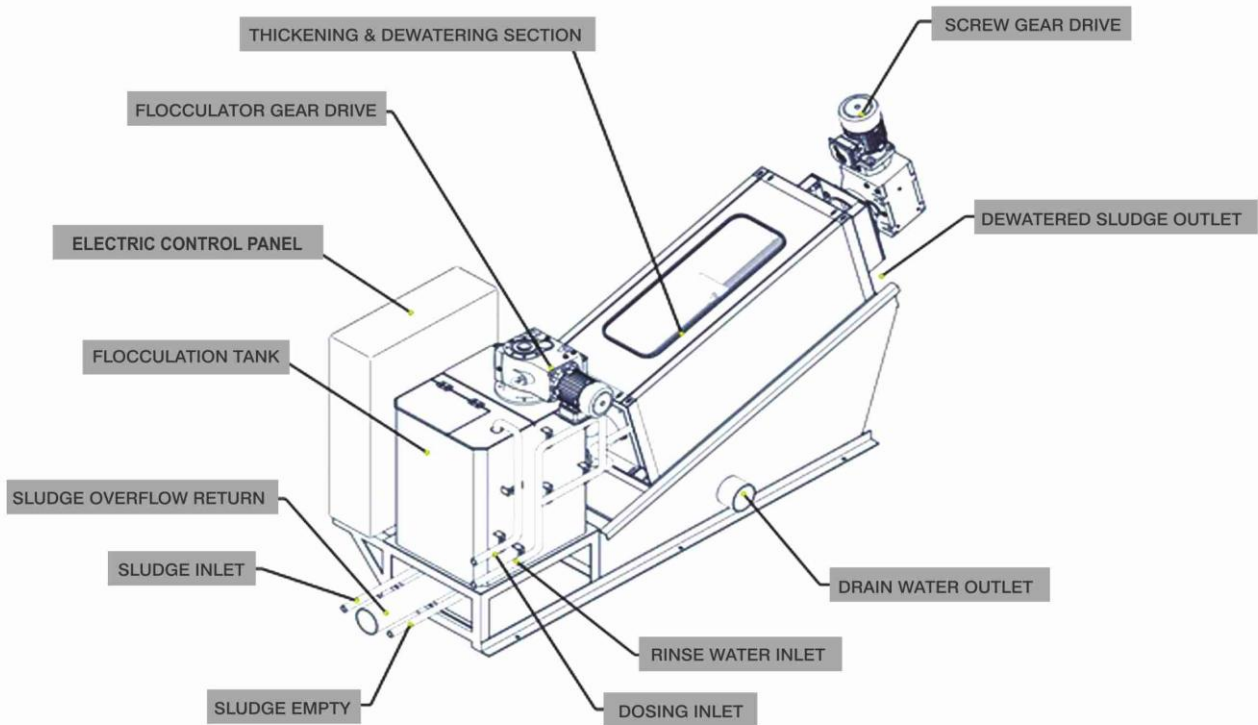
Innovative Solution for Sludge Dewatering Challenges

The Sludge dewatering machine are widely used in solid-liquid separation to minimize the sludge disposal. The Sludge is pumped to the Flocculation tank chamber where poly-electrolyte solution is added for formation of flocks and continuously mixed during the operation with the help of Flocculation paddle to ensure the relative stability of the sludge concentration. Then treated sludge is moves forward into the dewatering cylinder where liquid is drain from the gap between the rings under the gravity and dewater sludge cake discharge at the end of cylinder.

Applications

- Municipal Sewage Sludge
- Waste Water Treatment Plant
- Industrial Waste Water treatment Plant
- Dairy Farming
- Chemical & Pharmaceutical Plants





ADVANTAGES

- Low power consumption
- Minimal operator requirement
- Easy to operate and maintenance
- Fully automatic and continuous operation
- Low noise and vibration

MODEL	DRY SOLID CAPACITY (KG-DS/HR)	DIMENSIONS (mm)			WEIGHT (kg)		MOTOR (kw)
		L	W	H	NET	OPERATING	TOTAL
ADWM 101	3-5	1925	870	1185	220	320	0.36
ADWM 102	6-10	1925	900	1185	320	470	0.54
ADWM 131	6-12	2725	830	1375	415	765	0.55
ADWM 132	12-24	2725	1130	1375	615	900	1.11
ADWM 201	15-20	2925	975	1350	415	765	0.92
ADWM 202	30-40	2925	1125	1350	612	912	1.29
ADWM 301 MD	40-60	3420	1080	1900	1000	1500	1.12

MECHANICAL VACUUM BOOSTERS

AKASH Mechanical Vacuum Booster pumps are used in growing number of application where fast pumping down times are required, and environment or energy usage concerns, AKASH Booster Pumps increase the performance, ultimate vacuum and pumping speed of oil-sealed / water-ring / dry vacuum type of mechanical pumps, which are widely used in various industries.



OUTSTANDING ADVANTAGES

- High vacuum of the order of 0.001 Torr or better.
- High pumping speeds at low pressures, capacity is boosted by 8 to 10 times or more.
- Relatively low power consumption for such performance boosting.
- Considerable reduction in pump down time of vacuum machine.
- Prevents Oil back streaming from Rotary pumps.
- Dry Pumping suitable for Gas/Vapour Loads.

OUTSTANDING FEATURES

- Entirely mechanical, light weight and compact design
- Dynamically balanced rotors and Hardened and grounded gears for long life and quiet operation.
- Can be mounted separately from the backing pump or directly on the inlet of the backing pump.
- ISO Flanges.
- High volumetric efficiency.
- Compatible with all vacuum systems.
- Efficient air-cooled design
- Easy to maintain

MODEL	CAPACITY	REC. MOTORS	MAX. PRESSURE	LINE SIZE
	SPEED (M ³ /HR)	(KW) 4POLE/1500RPM	PRESSURE(MBAR)	(MM)
AVB 01	260	1.1	90	65
AVB 05	400	2.2	120	65
AVB 15	800	3.7	90	80
AVB 30	1670	5.5	70	125
AVB 50	2930	7.5	50	125
AVB 60	3900	11.0	65	200
AVB 70	5250	11.0	45	200

NOTE: Specifications are subject to change without notice.

- Rotors C1 FG260IS210; Shaft Alloy Steel.
- Recommended for application having presence of volatile solvents.
- Best suited for coarse, medium and high range vacuum applications.

CENTRIFUGAL AIR BLOWER



When the impeller rotates, the air between the blades of the centrifugal fan is subjected to centrifugal force to obtain the kinetic energy (dynamic head) discharged from the periphery of the impeller, and the volute guides the flow to the outlet. The heart of the fan is such that the heart of the impeller is located at the heart of the impeller. Negative pressure is formed, so that the external airflow source continuously flows in and supplements, so that the fan can discharge air.

FEATURES

- 100% Oil Free delivery
- Low noise and vibration
- Suitable for pressure and Vacuum application
- Pulsation free air
- Low power consumption
- Easy installation
- Direct drive motor design
- Low maintenance
- Compact in design (Space saving)

Model	Power	Displacement	Vacuum	Pressure	Weight	Sound
ABPL-CX-65	0.25 HP	270-330 m ³ /hr	700 PA	1100 PA	7.0 KG	50/62 DB
ABPL-CX-75SA	0.5 HP	420-500 m ³ /hr	1100 PA	1600 PA	11.0 KG	56/70 DB
ABPL-CX-75A	1.0 HP	780-950 m ³ /hr	1700 PA	2400 PA	14.0 KG	64/80 DB
ABPL-CX-100A	2.0 HP	1200-1450 m ³ /hr	2000 PA	3000 PA	28.0 KG	74/90 DB
ABPL-CX-125A	3.0 HP	1920-2350 m ³ /hr	2400 PA	3700 PA	38.0 KG	76/95 DB
ABPL-CX-150A	5.0 HP	2800-3300 m ³ /hr	3200 PA	4400 PA	54.0 KG	80/100 DB

APPLICATIONS AND INDUSTRIES

Over 22000 domestic and international Installation of Akash Blowers are a proof of our reliability & strength providing universal solution in wide ranging applications such as:

Applications

- Aeration & Backwash, CPU and Bio-Gas etc
- Direct Reduce Iron
- Pneumatic Conveying
- Fluidizing
- Jet Air
- Oxidation Air
- Passivation of Air
- Re-generation
- Sulphitation Process
- Gases: Nobel, Toxic Sour & Corrosive Gases
- Combustion
- COG/BF

Industries

- Waste Water treatment: STP/ETP/WTP
- Steel
- Thermal
- CFBC, Cement and Co-Gen
- Cement Kiln
- Flue Gas Desulphurization Plants
- Agriculture-Fertiliser
- Sulphuric Acid Plant
- Sugar
- Chemicals, Refineries, Process Industries
- LCP: Steel, Glass
- Nuclear



OUR ESTEEMED CLIENTELE



State of the Art Blowers Engineering and Manufacturing

CHANNEL PARTNERS CUM SERVICE CENTERS

KERALA

AKASH BLOWERS PVT. LTD.
C/O M/S. Accurochem Chemicals And Systems
1/98-A1, Serve India Complex, Varakkal Temple Road,
West Hill, Calicut - 673005, Kerala
Contact No. - 9744006600, 702 702 9009
Email - office@accurochem.com, sales@akashblowers.com

WEST BENGAL

AKASH BLOWERS PVT. LTD.
C/O M/S. ENMARK
Park View Apartment, Flat-B1, 158 Parnasree Pally,
(91 Sarat Chatterjee Road),
Kolkata - 700 060
Contact No. - 98306 32652, 702 702 9009
Email - enmarkindia@rediffmail.com, sales@akashblowers.com

GUJARAT

AKASH BLOWERS PVT. LTD.
C/O Veriyog International
Mezzanine Floor, K1 to 6, Maruti Industrail Estate,
near Daksheshwar Mahadev Mandir, Opp BRC,
Udhna Pandesara Road, Pandesara, Surat - 394220
Contact No. - 7698408409, 702 702 9009
Email - sales@veriyog.com, sales@akashblowers.com

TAMIL NADU

AKASH BLOWERS PVT. LTD.
C/O M/S. Enviro Care Products
No. 9, Sannathi Street, Adambakkam,
Chennai, Tamil Nadu- 600088
Contact No.- 8190934347, 702 702 9009
Email - 2013ecp@gmail.com, sales@akashblowers.com

KARNATAKA

AKASH BLOWERS PVT. LTD.
C/O M/S. AVP Water World (India) Private Limited
2/4, 1st Main Road, Opposite To Reliance Petrol Pump,
Goraguntepalya, Ring Road, Bengaluru (Bangalore)
Urban, Karnataka 560022
Contact No. - 6366559307, 702 702 9009
Email - rahul@avpwater.com, sales@akashblowers.com

ANDHRA PRADESH / TELANGANA

AKASH BLOWERS PVT. LTD.
C/O Abhi Technologies
Plot No.C-7, Flat No. 102, Sri Sai Mitra's Marvel,
Officer's Colony, Dr A.S. Rao Nagar, Hyderabad 500062
Contact No. - 80088 66778, 702 702 9009
Email - abhitechnologies16@gmail.com,
sales@akashblowers.com

CONTACT US

AKASH BLOWERS PVT. LTD.

Call us at +91 702 702 9009

For Technical Support: customercare@akashblowers.com

📍 1710, 1712, 1713, M.I.E., Part-B, Bahadurgarh, Distt. Jhajjar, Haryana - 124507

✉ info@akashblowers.com 🌐 www.akashblowers.com

