



SYNDICATE OVERSEAS

Merchant Exporters of Automobiles

12,13,14,15 Nav Bharat CHS ,
Juhu Lane ,
CD Barfiwala Marg,
Maharashtra, Mumbai 400058. India

email: exports@syndicateoverseas.net
Phone: +91 9029062626

Website : syndicateoverseas.co.in



ABOUT US



SYNDICATE OVERSEAS
Merchant Exporters of Automobiles



SYNDICATE OVERSEAS

Syndicate Overseas is one of the promising Exporters and Suppliers of a wide variety of products such as Motorcycle, scooter Three wheeler, Bus, Branded MRF tyres

We have the exports of automobiles in the name Syndicate overseas to USA, CANADA, BRAZIL, AFRICA, SRI LANKA AND MIDDLE EAST.

We are an Authorized Merchant exporters of PIAGGIO, VESPA, APRILIA , TATA, GREAVES COTTON, MRF TYRES. & Merchant exporter of all Branded Two Wheelers , Branded Three Wheelers (TVS Bajaj D+5, Bajaj, Fleek, Syndicate Brand) Buses & Trucks (Tata, Eicher, Ashok Leyland,) Coolant, Spare Parts (Original Parts)

Make the hassles of daily commute a thing of the past with Staff Transport Solutions from Tata Motors. Choose from the all-new variants of Starbus Ultra and Starbus Ex. These buses are aesthetically designed to enable passengers arrive at their destination in comfort and style. What's more, they offer you value-for-money with their smooth performance and low operating costs.

Read on to discover how these buses make sound business sense.

STARBUS EX



02

STARBUS ULTRA



03

STARBUS ULTRA TECHNICAL SPECIFICATIONS

	33-seater	36-seater	41-seater	51-seater
Chassis Platform	LPT 33.1 / 48.05A Diesel	LPT 33.1 / 52.05A Diesel	LPT 33.1 / 52.05A Diesel	LPT 33.1 / 52.05A Diesel
Engine	31.90 D20B80 B60 Engine			
Engine Power	104 kW @ 1500 rpm			
Engine Torque	360 Nm @ 1400 - 2400 rpm			
Clutch Diameter	300 mm			
Gearbox	6ES2 6-speed with Overdrive			
Steering	Art Steer			
Brakes	Phased-Lock Braking on Front & Rear			
ABS	Yes			
Shifting	Power			
Seating	12 x 3 (60)			
Chassis	8x2			
Tyres	225 / 75 R - 17.5	225 / 75 R - 17.5	225 / 75 R - 17.5	225 / 75 R - 17.5
Front Wheel Capacity	1001	901	901	1601
Turning Circle Diameter	14.800 mm	17.100 mm	17.100 mm	17.100 mm
Wt. (GVW)	7,700 kg	9,200 kg	9,200 kg	9,200 kg
Body				
Seating Capacity & Layout	33 x 12 x 3	36 x 12 x 3	41 x 12 x 3	51 x 12 x 3
Structure	Commercial Vehicle Structure			
Floor	Anti-slip Floor			
Passenger Door	1.600 mm x 1.200 mm			
Front Windshield	Single Pane Laminated Glass			
Rear Windshield	Single Pane Laminated Glass			
Emergency Exit	10 windows with handles - 1 emergency window behind driver door at rear side exit			
Side Windows	1 / 3 Panel & 2 / 3 Sliding Windows			
Side Lamp	Frontal			
City Chiller/Generator	7.5 kW / 10 kW			
Washers	Modular 100 ltr			
Free Roadside Assistance	Yes			
Anti-Lock Braking	Yes			
GPS	Optional			
OVERALL DIMENSIONS				
Wheelbase	4,200 mm	5,200 mm	5,200 mm	5,200 mm
Length	8,500 mm	9,100 mm	9,100 mm	9,100 mm
Step Overlap	1,500 mm	1,500 mm	1,500 mm	1,500 mm
Front Overlap	1,800 mm	1,800 mm	1,800 mm	1,800 mm
Overall Height	2,900 mm	2,900 mm	2,900 mm	2,900 mm
Max. Load	2,200 kg	2,200 kg	2,200 kg	2,200 kg
Max. Height	1,800 mm	1,800 mm	1,800 mm	1,800 mm

* One Starbus Ex and 7 nos. of City Panel Generator provided
 ** Other features include: 100% LED lighting, 100% LED display, 100% LED screen, 100% LED screen and 100% LED screen
 Specifications are subject to change without prior notice. There is no liability for any errors.

05

STARBUS EX

Starbus Ex from Tata Motors is a popular choice of fleet operators over the years. Familiar sight on city roads, it faithfully serves as a bus for staff transportation. With changing times, however, comes a change in passenger expectations. In tune with this change, Starbus Ex has undergone a major facelift. It now comes to you with the sleek body and exterior features that make it the bus of the future.

Read on to discover why the addition of all-new Starbus Ex to your fleet is a move to the future.



07

Features of the future

Starbus Ex is the new avatar of comfort and style that comes from a wide range of new and improved features. These cover the gear - from front & rear windshields to dashboard and engine hood to driver ergonomics to interior trim to passenger door and more.

Proven platforms

The all-new Starbus Ex offers you a choice of:

- 33-seater (LP 33.1 / 48)
- 36-seater (LP 33.1 / 52)
- 41-seater (LP 33.1 / 52)
- 51-seater (LP 33.1 / 52)



08

DRIVER ERGONOMICS

Bigger & wider driver door for easy ingress & egress • Bigger & improved footstep depth • FRP driver footstep for easy entry & exit • New driver door lock & key set • New driver door inner & external handle grab on the left • Newly designed ABS speaker cover • Total 4 nos. fitted at front & rear in inner FRP • Newly designed paper window

WIPER MECHANISM & FRONT FLAP

Improved opening angle for ease of OE parts accessibility & serviceability

DASHBOARD & ENGINE HOOD

Newly designed dashboard & engine hood • Improved insulation in engine hood & dashboard • Lower NVH • More spacious & easily accessible to OE parts • Improved serviceability

PASSENGER DOOR

Improved manually operated JK door with flushed rubber on bottom & side walls

INTERIOR TRIM

Interior panelled with aluminium mt., wedding stainless & aluminium extrusions, reducing jointlines & PVC profiles • Flushed LED strip covered with PVC acrylic cover mounted on aluminium profile • Newly designed FRP front inner

FRONT WINDSHIELD

Improved driver visibility with bigger & wider windshield 775 mm thick glass, Size - 1824 mm x 975 mm x 775 mm (2.59 m²)

NEW HIGH BACK SEATS

New high back seats with base split cushion • Combination of fabric & genuine upholstery • 2 jet tap belts (optional) • Modesty flap (optional)




09

TATA MOTORS
Connecting Aspirations



EXPERIENCE THE JOY OF DAILY TRAVEL

Staff Transport Solutions



STARBUS ULTRA

STARBUS EX




A photograph showing two Eicher buses parked side-by-side. The bus on the left is yellow and labeled 'EICHER' on the front. The bus on the right is white with a black roof and a black stripe along the side, also labeled 'EICHER' on the front. Both buses have large windows and are shown from a front-three-quarter view.



Robotic pointing - High gloss-95% and DDI-7 - Excellent fit and finish

**STARLINE SCHOOL BUS**

You no longer have to settle for less when you can get a lot more. The all-new Eicher Starline school bus uses the state-of-the-art technology which is designed to give you value for your money. Its new and enhanced features ensure your kids a safe ride to school and back home.



PARAMETERS	
Mobility (mm ² /Vsec)	12.12 K
Front Overhang (mm)	40.00 (HP2)
Overhang (mm)	2.75 (HP2)
Overall Length (mm)	2790 (HP2)
Overall Width (mm)	9.7
Ground Connection	1.0
Turning Circle Diameter (mm)	16.7
Weight	1.15 (HP2)
Overall Width (mm)	14.70
Overall Height (mm)	39.0
Seating Capacity	12 (14HP High head) (Dx2) 10 (12 Standard Seated) (Dx2)
Engine Make	1494 (Dx2) 550V
Chlorine Meter in CC	
Power	114 HP @ 2500 rpm
Input	450 kw @ 1000-1800 rpm
Output	300 kw @ 1000-1800 rpm
Transmission Make	FT42555
Chassis	600 mm wide chassis
Class Type	600 mm wide chassis
Chassis Dimension (L x W x H)	2100x760 mm
Types	1.5/2.5/3.5/4.5/5.5/6.5/7.5/8.5/9.5/10.5/11.5/12.5/13.5/14.5/15.5/16.5/17.5/18.5/19.5/20.5/21.5/22.5/23.5/24.5/25.5/26.5/27.5/28.5/29.5/30.5/31.5/32.5/33.5/34.5/35.5/36.5/37.5/38.5/39.5/40.5/41.5/42.5/43.5/44.5/45.5/46.5/47.5/48.5/49.5/50.5/51.5/52.5/53.5/54.5/55.5/56.5/57.5/58.5/59.5/60.5/61.5/62.5/63.5/64.5/65.5/66.5/67.5/68.5/69.5/70.5/71.5/72.5/73.5/74.5/75.5/76.5/77.5/78.5/79.5/80.5/81.5/82.5/83.5/84.5/85.5/86.5/87.5/88.5/89.5/90.5/91.5/92.5/93.5/94.5/95.5/96.5/97.5/98.5/99.5/100.5/101.5/102.5/103.5/104.5/105.5/106.5/107.5/108.5/109.5/110.5/111.5/112.5/113.5/114.5/115.5/116.5/117.5/118.5/119.5/120.5/121.5/122.5/123.5/124.5/125.5/126.5/127.5/128.5/129.5/130.5/131.5/132.5/133.5/134.5/135.5/136.5/137.5/138.5/139.5/140.5/141.5/142.5/143.5/144.5/145.5/146.5/147.5/148.5/149.5/150.5/151.5/152.5/153.5/154.5/155.5/156.5/157.5/158.5/159.5/160.5/161.5/162.5/163.5/164.5/165.5/166.5/167.5/168.5/169.5/170.5/171.5/172.5/173.5/174.5/175.5/176.5/177.5/178.5/179.5/180.5/181.5/182.5/183.5/184.5/185.5/186.5/187.5/188.5/189.5/190.5/191.5/192.5/193.5/194.5/195.5/196.5/197.5/198.5/199.5/200.5/201.5/202.5/203.5/204.5/205.5/206.5/207.5/208.5/209.5/210.5/211.5/212.5/213.5/214.5/215.5/216.5/217.5/218.5/219.5/220.5/221.5/222.5/223.5/224.5/225.5/226.5/227.5/228.5/229.5/230.5/231.5/232.5/233.5/234.5/235.5/236.5/237.5/238.5/239.5/240.5/241.5/242.5/243.5/244.5/245.5/246.5/247.5/248.5/249.5/250.5/251.5/252.5/253.5/254.5/255.5/256.5/257.5/258.5/259.5/260.5/261.5/262.5/263.5/264.5/265.5/266.5/267.5/268.5/269.5/270.5/271.5/272.5/273.5/274.5/275.5/276.5/277.5/278.5/279.5/280.5/281.5/282.5/283.5/284.5/285.5/286.5/287.5/288.5/289.5/290.5/291.5/292.5/293.5/294.5/295.5/296.5/297.5/298.5/299.5/300.5/301.5/302.5/303.5/304.5/305.5/306.5/307.5/308.5/309.5/310.5/311.5/312.5/313.5/314.5/315.5/316.5/317.5/318.5/319.5/320.5/321.5/322.5/323.5/324.5/325.5/326.5/327.5/328.5/329.5/330.5/331.5/332.5/333.5/334.5/335.5/336.5/337.5/338.5/339.5/340.5/341.5/342.5/343.5/344.5/345.5/346.5/347.5/348.5/349.5/350.5/351.5/352.5/353.5/354.5/355.5/356.5/357.5/358.5/359.5/360.5/361.5/362.5/363.5/364.5/365.5/366.5/367.5/368.5/369.5/370.5/371.5/372.5/373.5/374.5/375.5/376.5/377.5/378.5/379.5/380.5/381.5/382.5/383.5/384.5/385.5/386.5/387.5/388.5/389.5/390.5/391.5/392.5/393.5/394.5/395.5/396.5/397.5/398.5/399.5/400.5/401.5/402.5/403.5/404.5/405.5/406.5/407.5/408.5/409.5/410.5/411.5/412.5/413.5/414.5/415.5/416.5/417.5/418.5/419.5/420.5/421.5/422.5/423.5/424.5/425.5/426.5/427.5/428.5/429.5/430.5/431.5/432.5/433.5/434.5/435.5/436.5/437.5/438.5/439.5/440.5/441.5/442.5/443.5/444.5/445.5/446.5/447.5/448.5/449.5/450.5/451.5/452.5/453.5/454.5/455.5/456.5/457.5/458.5/459.5/460.5/461.5/462.5/463.5/464.5/465.5/466.5/467.5/468.5/469.5/470.5/471.5/472.5/473.5/474.5/475.5/476.5/477.5/478.5/479.5/480.5/481.5/482.5/483.5/484.5/485.5/486.5/487.5/488.5/489.5/490.5/491.5/492.5/493.5/494.5/495.5/496.5/497.5/498.5/499.5/500.5/501.5/502.5/503.5/504.5/505.5/506.5/507.5/508.5/509.5/510.5/511.5/512.5/513.5/514.5/515.5/516.5/517.5/518.5/519.5/520.5/521.5/522.5/523.5/524.5/525.5/526.5/527.5/528.5/529.5/530.5/531.5/532.5/533.5/534.5/535.5/536.5/537.5/538.5/539.5/540.5/541.5/542.5/543.5/544.5/545.5/546.5/547.5/548.5/549.5/550.5/551.5/552.5/553.5/554.5/555.5/556.5/557.5/558.5/559.5/560.5/561.5/562.5/563.5/564.5/565.5/566.5/567.5/568.5/569.5/570.5/571.5/572.5/573.5/574.5/575.5/576.5/577.5/578.5/579.5/580.5/581.5/582.5/583.5/584.5/585.5/586.5/587.5/588.5/589.5/590.5/591.5/592.5/593.5/594.5/595.5/596.5/597.5/598.5/599.5/600.5/60




EICHER SERVICE
AVAILABLE ANYWHERE, ANYTIME



Model: 12.12 K
WB: 4550 mm
Seating Capacity
(STD): 40 + 0 (3x3)

Model: 12.12 K
Wt: 6550 mm
Seating Capacity
(4448): 50 + 0 Ch25



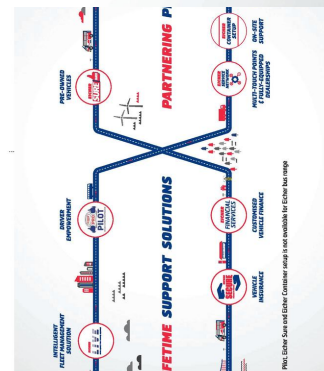
- BETTER ATOMISATION AND FUEL EFFICIENCY
- LONGER ENGINE LIFE DUE TO PROTECTIVE LAYER
- ACCURATE DIESEL FLOW FOR HIGH FUEL EFFICIENCY
- LOWER Soot PRODUCTION
- EASY LIMITING OF VEHICLE SPEED



12.12 K BUS CHASSIS

The all-new Eicher 12.12 K chassis brings you the perfect combination of performance and mileage. With the state-of-the-art technology, the bus chassis has been designed to cater to customer needs.

The engineering and design of the 12.12 K chassis makes it stand out against the competition. With its superior reliability, comfortable seating and high mileage, just sit back, relax and enjoy the ride.



SKYLINE STAFF BUS 32 SEATER

Skyline Staff Bus 32 Seater

Skyline 32 Seater Executive Buses, Best in the class performance with Superior Aesthetics and Comfort with High Head Rest Seats.



APPLICATIONS

- Staff
- Contract Carriage

TECHNICAL SPECIFICATIONS	
Model	10.75 H - Eicher Skyline Staff Bus 32 Seater
Wheelbase (mm)	4265
Overall Length (mm)	7804
Rear Overhang (mm)	2559
Front Overhang (mm)	1090
Overall width (mm)	2164
Overall height (mm)	1852
Steering	Power Steering
Brakes	Air Brakes
No. of seats	32+1, 2x2
Type Of Seats	High Head Rest Seats
Engine - Type	BSIII E483 TCI New Mech Type, BS IV TCI CROI

SKYLINE STAFF BUS 40 SEATER

Skyline Staff Bus 40 Seater

Skyline 40 Seater Executive Buses, a leading brand in the category, Stylish & Comfortable with High Head Rest Seats and best in class fuel efficiency.



APPLICATIONS

- Staff
- Contract Carriage

TECHNICAL SPECIFICATIONS	
Model	10.90 L - Eicher Skyline Staff Bus 40 Seater
Wheelbase (mm)	5165
Overall Length (mm)	9344
Rear Overhang (mm)	3089
Front Overhang (mm)	1060
Overall width (mm)	2164
Overall Height (mm)	2750
Steering	Power Steering
Brakes	Air Brakes
No. of seats	40+1, 2x2
Type Of Seats	High Head Rest Seats
Engine - Type	BSIII E483 TCI New Mech Type, BSIV E483 TCI CRDI



SYNDICATE OVERSEAS
Merchant Exporters of Automobiles



TOP FEATURES



Passenger

- Tubeless tyres and parabolic suspension



Operator

- Heavy duty and durable aggregates
- Mechanical inline fuel pump



Driver

- Clutch booster, high torque for better pickup

ASHOK LEYLAND
Aapki Jeet. Hamari Jeet.

Non AC	AC	Non AC	AC
SEATING			
2 x 2 (Std Width)	2x4 (HBL SD) 2x4 (STD SD)	3x4 (STD SD)	
Seating Capacity	40x4 (STD SD) 3x4 (STD DD)	44x4 (STD SD) 3x4 (STD DD)	
3 x 2 (Wide body)	34x4 (STD SD) 32x4 (STD DD)	34x4 (STD SD) 32x4 (STD DD)	NA
POWERTRAIN			
Engine Type	2020 D01 Common Rail Diesel Engine		
Cubic Capacity	2053 cc		
Maximum Power output (Hk) @ rpm	138 @ 2750		
Maximum Torque (Nm)	320 @ 1550-2600		
Clutch dia (mm)	280mm		
Transmission	Fully Synchronized 5 Speed Gearbox Manual		
FUEL SYSTEM			
Fuel Tank Capacity (Litres)	60		90
BRAKES			
Service Brakes	Dual Chx-IT Hydraulic with Vacuum Assist		
Parking Brakes	Transmission Mounted & Mechanical Unlatch & Cable Operated		
SUSPENSION & TYRES			
Front & Rear Suspension	Parabolic Suspension with Double Acting Shock Absorbers		
No. of Tyres	Front 2, Rear 4, Spare 1		
Tyre Size	7.00 x 16-14 PR		
WEIGHT			
Gross Vehicle Weight (kg)	6650		6650
DIMENSIONS			
Wheel/Bs (mm)	3700		4270
Overall Dimension (mm)	Std Width (L x W x H): 7000 x 2080 x 2030 Wide Body (L x W x H): 7000 x 2200 x 2030	Std Width (L x W x H): 7970 x 2080 x 2030 Wide Body (L x W x H): 7970 x 2200 x 2030	
Passenger Platform Height (mm)	720		815
Min. Turning Radius (m)	7.2		8.3
Min. Ground Clearance (mm)	188		230
ELECTRICALS			
Electrical Description	Single Pole 22 V		
Battery (in Ah) (Non AC/AC)	75	110	75
Alternator A (Non AC/AC)	90	110	90
AC Compressor Capacity	220cc		220 cc + 160 cc

FEATURES	MITR
Comfort & Convenience	
Tiltable Power Steering	✓
Reclining & Sliding Driver Seat	✓
Modern Dual-tone Dashboard	✓
Lockable Glove Box	✓
Trip Odometer (Digital)	✓
Stanchion Pipes	✓
Roof Grab Rail with Handles	✓
Hat Rack	✓
Dual Tone Vinyl Seats	✓
Safety	
Speed Limiter Through Engine ECU	✓
Emergency Exit Door on RH Side	✓
Emergency Exit Rear Hatch	Optional
Emergency Stop Switch	✓
Low Vacuum in Brake Booster Indicator	✓
Door Open Audio & Visual Warning	✓
Partition Behind Driver Seat	✓
Passenger Door - Jack & Knife	✓
Safety Light in Door Footwell Area	✓
Fire Extinguisher	✓

MITR - 3700 W

23x4 High Back Seats
27x4 Standard seats

40x4 standard Seats
37x4 standard Seats - double door

34x4 standard Seats
32x4 standard Seats - double door

MITR - 4270 W

31x4 Standard Seats
29x4 Standard Seats - Double Door

47x4 standard Seats
43x4 standard Seats - double door

39x4 standard Seats
37x4 standard Seats - double door

ADDED ADVANTAGES - EXTERIOR

Stylish and unique front fascia

Two-door entry (Rear entry optional)

Stop sign

Bigger single-barrel head lamps

4 window guard rails for added safety (Optional)

Grab handle for easy entry and exit

Grab rail (Optional)

YOUR CHILD'S FUTURE DESERVES A RIDE FROM THE FUTURE.

A modern bus with class-leading fuel efficiency, comfort and safety.



MITR - 3700 mm

MITR - 4270 mm

COMPLIANCE
Till date
Bus Body Codes
AIS 052 & AIS 063

Available from 23 to 47 seats in AC (Optional) and Non AC configurations.

USED VOLVO IN VERY GOOD CONDITION





SYNDICATE OVERSEAS

Merchant Exporters of Automobiles

PACKING DETAILS





SYNDICATE OVERSEAS

Merchant Exporter Of Automobiles

Terms & Conditions

1. THIS RATE IS VALID FOR 7 DAYS AS RATES ARE FLUCTUATING EVERYDAY
2. WE ARE AUTHORIZED MERCHANT OF TATA BUSES & TRUCKS
3. PAYMENT TERM 100% ADVANCE (NO PARTIAL PAYMENT ACCEPTED) SECURED BANK TO BANK PAYMENT OR PAYPAL
4. ALL RATES GIVEN BY US FOR ALL PRODUCT IS FOB PRICE (WITHOUT SHIPPING COST)
5. DELIVERY TERM 30 DAYS MAXIMUM AFTER PAYMENT
6. ORDER ONCE PLACED CANNOT BE CANCELLED

We are Merchant exporter of Branded Tata ,Eicher & Ashok leyland Bus

Passanger

Sleeper

Coach

School bus.

Minibus

Low-floor bus.

AC & Non Ac

Left Hand Drive & Right Hand Drive

Six Cylinder & Four Cylinder



SYNDICATE OVERSEAS

Merchant Exporters of Automobiles

Inquiries: exports@syndicateoverseas.net

Additional information: manpreetsinghchadha@hotmail.com

Whatsapp number :+91 9372703792