







A House of Pulleys

1	A OR B SECTION SINGLE GROOVE LIGHT PULLEY					C SECTION SINGLE GROOVE LIGHT PULLEY			
	Light Nob	H. Nob (Boss)	Per Inch			Heavy Nob. (Boss)	Per Inch		
	2.5" to 6" Plate Type	38.00	42.00	Per Inch		3" to 12" Four Arm Type	60.00	" "	
	6.5" to 12" Four Arm Type	44.00	48.00	Per Inch		13" to 18"	74.00	" "	
	13" to 16"	55.00	58.00	Per Inch		20" to 24"	87.00	" "	
	17" to 20"		63.00	Per Inch					
	22" to 24"		68.00	Per inch					
	SIX ARM H. NOB		SPECIAL HEAVY NOB.			SIX ARM H. NOB.			
	26x1B	28x1B	30x1B	4x1B Nob3"	4.5x1B/Nob3"	5x1B Nob3"			
	4200.00	4410.00	5250.00	210.00	284.00	336.00			
	C.I. PULLY SINGLE BELT PLATE TYPE A OR B SECTION								
	7"	8"	9"	10"	12"	14"	15"		
	420.00	550.00	680.00	760.00	950.00	1260.00	1420.00	Per Pc.	

2	A or B SECTION 2-3-4 GROOVE LIGHT PULLEY					C SECTION 2-3-4 GROOVE LIGHT PULLEY			
	Light NOB	H. NOB.	Per Inch			Heavy NOB	Per Inch		
	2.5" to 6" Plate Type	36.00	37.00	Per Groove		2.5" to 12" Plate Type	53.00	Per Groove	
	6.5" to 12"		46.00	Per Groove		13" to 16" Plate Type	62.00	Per Groove	
	13" to 18"	(18" Six Arm)	55.00	Per Groove		18" to 24" Four Arm	67.00	Per Groove	
	20" to 24" Four Arm		58.00	Per Groove		18" Plate Type	71.00	Per Groove	
	18" Plate Type		63.00	Per Groove		20" to 24" Plate Type	78.00	Per Groove	
	20" to 24" Plate Type		74.00	Per Groove		20" to 24" Six Arm	68.00	Per Groove	
	20" to 24" Six Arm		63.00	Per Groove		26" to 32" Six Arm	105.00	Per Groove	
	26" to 32" Six Arm		105.00	Per Groove					
	C.I. PULLEY SIX ARM LIGHT NOB.								
	18x2B	20x2B	22x2B	24x2B					
	1680.00	1995.00	2310.00	2730.00	Per Pc.				

3	A or B SECTION SOLID PULLEY 2-3-4 GROOVE					C Section Solid Pulley 2-3-4 Groove			
	SOLID	S.H. Nob.	Per Inch			Solid	S.H. Nob	Per inch	
	1.5" to 3"	27.00	38.00	Per Groove		2" to 4"	42.00	53.00	Per Groove
	3.5" to 4"	38.00	46.00	Per Groove		4.5" to 5"	55.00	65.00	Per Groove
	4.5" to 5"	49.00	59.00	Per Groove		5.5" to 6"	72.00	82.00	Per Groove
	5.5" to 6"	63.00	74.00	Per Groove		6.5" to 7"	86.00	99.00	Per Groove
	6.5" to 7"	76.00	87.00	Per Groove		8"	107.00	120.00	Per Groove
	8"	86.00	99.00	Per Groove		9"	121.00	144.00	Per Groove
	9"	99.00	116.00	Per Groove		10"	144.00	158.00	Per Groove
	10"	121.00	137.00	Per Groove		11"	147.00	171.00	Per Groove
	11"	142.00	160.00	Per Groove		12"	173.00	191.00	Per Groove
	12"	153.00	168.00	Per Groove		13"	194.00	205.00	Per Groove
						14"	205.00	221.00	Per Groove

4	A OR B SECTION SINGLE GROOVE SOLID WITH H. NOB										C SECTION SINGLE GROOVE SOLID WITH H.NO B							
	1.5"	2"	2.5"	3"	3.5"	4"	4.5"	5"	6"		6.5"	7"	8"	9"	10"	Per Pc.		
	63.00	76.00	116.00	142.00	189.00	273.00	315.00	420.00										
									5.5"	6"	6.5"	7"	8"	9"	10"			
									485.00	560.00	735.00	820.00	1155.00	1440.00	1735.00			

5	C.I. SPLIT PULLEY (Two Part) C.SEC.2-3-4 Groove					C.I. SPLIT PULLEY (Two Part) C.SEC.2-3-4 GROOVE			
	8' to 24"	75.00 (Nob 3.5" to 4.5")		App. Per inch		9" to 24"	77.00 (Nob 3.5" to 4.5")		App. Per Inch
	26" to 36"	95.00 (Nob 5" to 6")		Per Groove	26" to 36"	95.00 (Nob 5" to 6")		Per Groove	



A House of Machinery Parts


C.I. CONNECTING ROD

SIZE	(Length)	RATE
6202 D.B.	(172mm)	110.00
6202 D.B.	(195mm)	126.00
6204 S.B.	(230mm)	220.00
6204 D.B.	(230mm)	231.00
6205 S.B.	(230mm)	247.00
6205 D.B.	(230mm)	262.00
6206 S.B.	(285mm)	342.00
6206 D.B.	(300mm)	472.00

DB=Double Bearing

SB=Single Bearing

G.Pin Bore Size 19mm **Per Pc.**



C.I. BRACKETS SOLID (Side Plate)

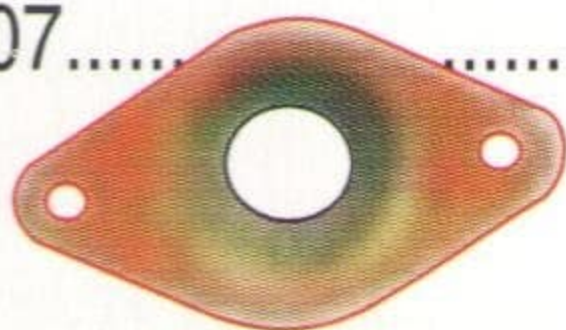
Size	Rate
6203.....	110.00
6204.....	110.00
6205.....	131.00
6206.....	168.00
6207.....	288.00
6208.....	330.00



Per Pc.

C.I. MACHHI (Fish) Brackets

Size	Rate
6204.....	68.00
6205.....	68.00
6206.....	84.00
6207.....	105.00



Per Pc.

C.I. GATTU FOR THREASER MACHINE

BORE 28 MM (SEEP GULLA)


SIZE.....	LIGHT	HEAVY
RATE.....	210.00	231.00



Per Pc.

R.C.C. SHUTTERING GATTU (GHUGHU)

With 1/2" BOLT.....	38.00
With 5/8" BOLT.....	68.00



Per Pc.


C.I. JAFFA (JOINT) SHAFT COUPLING

SIZE	1.5"X6.5" LENGTH	2"X7"L	2.5"X8"L	LIGHT 3"X8"L	MEDIUM 3"X10"L	HEAVY 3"X12"L	
RATE	1102.00	1260.00	1575.00	2205.00	3570.00	5985.00	Per Pc.



C.I. MOTOR SLIDE RAIL

SIZE	10" TO 18"	20" TO 24"	26" TO 28"	30" TO 36"	
RATE	37.00	47.00	49.00	58.00	Pair Per inch



C.I. STAR COUPLING

	L-75	L-95	L-100	L-110	L-150	L-190	L-225	L-226	
(A) Without Rubber	136.00	190.00	305.00	610.00	682.00	1365.00	1640.00	2730.00	Per Set
(B) With Rubber	150.00	205.00	330.00	640.00	725.00	1430.00	1710.00	2865.00	Per Set
(C) Spare Rubber (Spider)	13.00	16.00	23.00	32.00	42.00	63.00	74.00	137.00	Per Pc.



C.I. GRINDER ADDA PLATE

SIZE	2.5"	3"	3.5"	4"	5"	6"	
RATE	73.00	84.00	95.00	137.00	231.00	336.00	PER PC



CLAMPS (M.I. HOSE PIPE CLAMPS)

Size	3/8"	1/2"	3/4"	1"	1.25"	1.5"	2"	2.5"	3"	4"	
Rate	37.00	37.00	42.00	52.00	58.00	63.00	84.00	126.00	158.00	265.00	Pair Per Pc.






A House of Pulleys


		6"	7"	8"	9"	10"	11"	12"	14"
6	1 Solid.....	95.00	120.00	160.00	180.00	185.00	220.00	250.00	315.00
	2 Solid with H. Nob.	115.00	145.00	180.00	200.00	205.00	250.00	280.00	340.00
	3 Single Belt Solid With H. Nob.	895.00	1260.00	1785.00	2730.00	3045.00	3675.00	4620.00	

Per Pc.




		2"x3"x4"	2"x2.5"x3.5"	2.5"x3"x3.5"	2.5"x3"x4"	2.5"x3.5"x4.5"	3"x4"x5"
7	(A) C. I. STEP PULLEY LIGHT (DRILL MACHINE PULLEY) A or B	265.00	265.00	295.00	315.00	400.00	475.00
		4"x5"x6"	5"x6"x7"	6"x7"x8"	2"x2.5"x3"x3.5"	2.5"x3"x3.5"x4"	2"x3"x4"x5"
		620.00	945.00	1260.00	315.00	410.00	475.00
		2.5"x3"x4"x5"	3"x4"x5"x6"	4"x5"x6"x7"	5"x6"x7"x8"		
		545.00	685.00	1230.00	1640.00		
	(B) C.I. RANDA (WOOD WORK) MACHINE STEP PULLEY A or B						
	SIZE	6"X2"A+2.5X1A	7"X1"B+3X1B	8"X1"B+3X1B			
	LIGHT	475.00	580.00	710.00			
	SOLID	945.00	860.00	1025.00			
		SIZE	7"X2"B+4X1B	8"X2"B+4X1B	9"X1"B+4X1B		
	LIGHT	820.00	1025.00	860.00			
	SOLID	1300.00	1500.00	1155.00	Per Pc.		

Per Pc.



		2"x3"	3"x4"	4"x5"	5"x6"	6"x7"	7"x8"
8	(C) C.I. STEP PULLEY SOLID (DRILL MACHINE PULLEY) A or B						
	1. 2 Step	170.00	315.00	525.00	840.00	1050.00	1525.00
	2. 3 Step	340.00	655.00	1240.00	1525.00	1890.00	
	3. 4 Step	735.00	1025.00	1890.00	2310.00		
	4.	3x2B+4x2B	4x2B+5x2B	5x2B+6x2B	6x2B+7x2B		
		545.00	945.00	1525.00	2310.00		

Per Pc.




8	(A) C.I. CAM PULLEY BORE 28MM+KEY 5/16	6X1B	7.5X1B	8X1B	9X1B
		420.00	475.00	475.00	630.00
	(B) C.I. CAM PULLEY BEARING SIZE 6207 SIZE	8X1B	9X1B		
		580.00	680.00		

Per Pc.


		2.5" (FACE 2.5")	2.5" (FACE 3")	3" (FACE 2.5")	3" (FACE 2.75")	3" (FACE 3")	3" H (FACE 3.5")	3" H (FACE 4")
9	A OR B SECTION C.I. MOTOR PULLEY COMBINED (PATTA + SINGLE BELT)	110.00	190.00	200.00	205.00	210.00	230.00	295.00
		3.5" (FACE 3")	3.5" (FACE 3.5")	3.5" (FACE 4")	4" (FACE 3.5")	4" H (FACE 4")	4" (FACE 5")	
		295.00	295.00	340.00	390.00	475.00	630.00	

Per Pc.



		2" (Face 2.5")	2.5" (Face 2.5")	2.5" (Face 3")	3" (Face 2.5")	3" (Face 2.75")	3" (Face 3")	3" H (Face 3.5")	3" (Face 4")	3.5" (Face 3")
10	(A) C.I. MOTOR PULLEY (PATTA-TYPE)	95.00	110.00	190.00	200.00	205.00	210.00	230.00	295.00	295.00
		3.5" (Face 3.5")	3.5 H (Face 4")	4" (Face 3.5")	4" H (Face 4")	4.5" (Face 3.5")	4.5" H (Face 4")	5" (Face 4")		
		295.00	340.00	390.00	390.00	390.00	400.00	525.00		
		5" H (Face 5")	5.5" (Face 4")	6" (Face 4")	6" H (Face 5")	6" h (Face 6")				
		630.00	525.00	580.00	860.00	1175.00				
	(B) C.I. MOTOR PULLEY HEAVY (OUT SIDE NOB.) HALF SOLID TYPE									
		4" (FACE 4")	4" (FACE 4" SOLID)	4" FACE (5")	4" (FACE 6")	5" (FACE 5")	5" (FACE 6")	6" (FACE 6")		
		475.00	735.00	630.00	840.00	945.00	1100.00	1525.00		

Per Pc.





A House of Pulleys

11

C.I. LISTER PULLEY DOUBLE H. NOB (PATTA TYPE)

Single Pc.	Size 6" to 12"	Face 4	Face 5"	Face 6"	Face 7"	Face 8"	
		95.00	115.00	180.00	265.00	285.00	Per Inch
Single Pc.	Size 13" to 14"	105.00	150.00	190.00	265.00	315.00	Per Inch



12

C.I. ATTA CHAKKI PULLEY (SINGLE PC. COLLER WALI PATTA TYPE)

SIZE	6"(F 2.5")	6"(F 4")	8"(F 2.5")	8"(F 4")	8"X1B(F 2.5")	10"(F4")	10"(F5")	12"(F4")	12"(F5")	14"(F4-75")
1. LIGHT	500.00	820.00	545.00	945.00	680.00	1100.00	1625.00	1415.00	1730.00	1890.00
2. HEAVY	615.00.		680.00		820.00	1575.00		1750.00		2420.00 Per Pc.



13

(A) C.I. RASSA (ROPE) PULLEY (BHONNI)

SIZE	2.5"	3"	4"	5"	6"	7"	8"	10"	12"
LIGHT	250.00	295.00	680.00	890.00	2100.00
SOLID	85.00	120.00	265.00	370.00	550.00	945.00	1135.00	1730.00	4410.00
BEARING SIZE (6204 OR 6205) LIGHT					5"	6"	7"	8"	10"
BEARING SIZE (6204 OR 6205) SOLID.					475.00	890.00	1155.00
					475.00	655.00	1050.00	1890.00

(B) ROPE HOOK PULLEY (CAPACITY 6"-1 TON) (8"-1.5 TON)

6" LIGHT	530.00	685.00	895.00	8" SINGLE HEAVY	2100.00	8" DOUBLE HEAVY	3465.00	8" TRIPLE HEAVY	5460.00
DOUBLE	1110.00	1365.00						
TRIPLE	2100.00						



Per Pc.

14

RUBBER WHEEL FOR (TROLLY), GENERATOR & ANY MACHINE)

	SIZE 6"X2"F	8"X2"F	10"X2"F	12"X2"F	
(A) RUBBER WHEEL WITH C.I. PLATE210.00	275.00	465.00	686.00	
(B) BEARING SIZE 6202, 6203, 6204370.00	400.00	610.00	895.00	
(C) SPARE RUBBER WHEEL60.00	75.00	90.00	105.00	
	4"	6"x2"F	7.5"x2"F	10"x2"F	
(D) SOLID RUBBER WHEEL BUSH TYPE55.00	75.00	105.00	230.00	Per Pc.



15

(A) C.I. HEAVY WHEELS (FOR ALL KIND OF MACHINE or TROLLY)

SIZE	1.5"XFACE 3/4	2"XF3/4"	2.5"XF1"	3"XF1"	3.5"XF1"	4"XF1.5"	5"XF1.5"	Per Pr.
HEAVY	75.00	95.00	115.00	160.00	275.00	Per Pr.
SOLID	55.00	65.00	125.00	150.00	295.00	460.00	575.00	Per Pc.

SIZE	6"XF2"	7"XF2"	8"XF2"	
HEAVY	390.00	420.00	610.00	Per Pc.

(B) C.I. LIGHT WHEEL (FOR ALL KIND OF MACHINE OR TROLLY)

SIZE	3"XFACE3/4"	3.5"XF3/4"	4"XF1"	5"XF1"	6"XF1.5"	7"XF1.5"	8"XF1.5"
LIGHT	85.00	110.00	140.00	220.00	325.00	340.00	475.00

(C) C.I. WHEEL DOUBLE BEARING SIZE 6205 (FACE 2") (TROLLY WHEEL)

SIZE	6"	8"	10"	12"	12" FACE 3"
RATE	545.00	680.00	945.00	1575.00	1470.00



16

C.I. MACHINE HAND WHEEL

SIZE	3"	3.5"	4"	5"	6"	7"	8"	9"	10"
RATE	55.00	95.00	125.00	220.00	265.00	360.00	545.00	680.00	760.00



Per Pc.



16 C.I. DRUM (PETER) PULLEY BELT TYPE & PATTI + BELT COMBINED (FOR OIL ENGINE) CENTRE BELT & SIDE BELTS

SIZE	3"X2 Groove	3"X3G	4"X2G	5"X2G	6"X2G	4"X3G	5"X3G	6"X3G	
B-Section.....	420.00	445.00	420.00	450.00	525.00	475.00	495.00	580.00	Per Pc.
C-Section.....	580.00	615.00	475.00	545.00	580.00	580.00	685.00	735.00	Per Pc.
Patta + Belt (Combined) B-SEC.	685.00	820.00	890.00	735.00	870.00	945.00	Per Pc.		
Patta + Belt (Combined) C-SEC.	735.00	890.00	1100.00	760.00	925.00	1125.00	Per Pc.		



17 NOB (BOSS) SIZE DIA

For NOB (BOSS) Pulley Size	2" to 2.5"	3" to 6"	7" to 24"	26" to 32"	
Light Pulley NOB (BOSS) DIA	1" to 1.25"	1.25" to 2"	1.5" to 2.5"	} App.
Heavy Pulley NOB (BOSS) DIA	1.25" to 1.75"	1.75" to 2.5"	2.5" to 4"	5" to 6"	

For Extra Heavy Nob. Pulley- NOB (BOSS) Size 5" 6" 7" 8": Per Pc.
 Rates 4/- 5/- 6/- 7/-
 Nett Per Inch / Per Groove Will Be Extra.

Note : 1. Trade Discount
 2. Bore Charges Rs. 15/- Per Pc. Extra Nett.

- TERMS & CONDITIONS :**
1. Order once gives cannot be cancelled unless we consent to do so in writing.
 2. Every effort will be made to execute the orders in time but no responsibility can be accepted for delay.
 3. Indentor hereby agree to be held responsible for all losses and incidental expenses if he fails to take delivery of the whole or part of the consignment in time.
 4. Packing Charges will be extra.
 5. Documents through bank of collection of payment.
 6. Sales tax whatever at the time of executing the order.
 7. All arbitrations and disputes to be settled at Jalandhar.

