



**TRUSTED  
FLOW CONTROL  
SOLUTIONS**



**SKYWIN VALVE PVT LTD**

Call on - +91 98258 45510 / Email - [mkt@skywinvalve.com](mailto:mkt@skywinvalve.com)

[www.skywinvalve.com](http://www.skywinvalve.com)



# Company Overview

Skywin Valve Pvt. Ltd. is a professional valve manufacturing and trading combo specializing in R & D, manufacturing and exporting superior industrial valves. Our valves are manufactured according to ANSI, API, DIN, BS and JIS standards. All of them are made under ISO 9001:2015, IBR certified processes.

- Leading Industrial Valve Manufacturing Company
- Expertise & Innovation from a truly global company
- Quality Control System, 100% Satisfaction Guarantee
- Highly Professional Staff, Accurate Testing Processes



## Our Mission

Our mission is to be globally competitive in a highly volatile market. We aim to be the go-to global industrial valve supplier, particularly for valves used in critical industries

# Industries

that we serve



## Quality Assurance

We understand that part of being globally competitive is to provide continuous quality control and supervision. Our on-site plant is equipped with testing machines that will ensure that each valve we release is the best.

- PMI Testing
- Material Testing Machine
- Thickness Gauge Machine
- Impact Testing Machine
- Magnetic Particles Machine
- Tensile Testing Machine
- Hardness Tester
- NDT Test Equipment





## PRESSURE RELIEF VALVE - ACV (SV - 161)

- **SIZE** - 1" TO 24"
- **PRESSURE CLASS** - 150 # & 300 #
- **TEMPERATURE RANGE** - - 40 DEG C TO 120 DEG C
- **MEDIA** - ANY LIQUID SERVICE
- **MATERIAL** - WCB, CF8, CF8M, CF3, CF3M, SUPER DUPLEX, ALLOY STEEL
- **MAX. WORKING PRESSURE** - 300 PSI-G



## PRESSURE REDUCING VALVE -ACV (SV - 151)



- **SIZE** - 1" TO 24"
- **PRESSURE CLASS** - 150 # & 300 #
- **TEMPERATURE RANGE**- - 40 DEG C TO 120 DEG C
- **MEDIA** - ANY LIQUID SERVICE
- **MATERIAL** - WCB, CF8, CF8M, CF3, CF3M, SUPER DUPLEX, ALLOY STEEL
- **MAX. INLET PRESSURE** - 300 PSI-G
- **MAX. OUTLET PRESSURE** - 0 TO 150 PSI-G



## DELUGE VALVE - ACV (SV - 171)

- **SIZE** - 1" TO 24"
- **PRESSURE CLASS** - 150 # & 300 #
- **TEMPERATURE RANGE** - - 40 DEG C TO 120 DEG C
- **MEDIA** - ANY LIQUID SERVICE
- **MATERIAL** - WCB, CF8, CF8M, CF3, CF3M,  
SUPER DUPLEX, ALLOY STEEL
- **MAX. WORKING PRESSURE** - 300 PSI-G



## MODULATING FLOAT VALVE -ACV (SV - 201)



- **SIZE** - 1" TO 24"
- **PRESSURE CLASS** - 150 # & 300 #
- **TEMPERATURE RANGE** - - 40 DEG C TO 120 DEG C
- **MEDIA** - ANY LIQUID SERVICE
- **MATERIAL** - WCB, CF8, CF8M, CF3, CF3M,  
SUPER DUPLEX, ALLOY STEEL
- **MAX. INLET PRESSURE** - 300 PSI-G
- **MAX. OUTLET PRESSURE** - 0 TO 150 PSI-G



## PRESSURE REDUCING VALVE (SV - 101)

- **SIZE** - 1/2" TO 6"
- **PRESSURE CLASS** - 150 # TO 900 #
- **TEMPERATURE RANGE** - -40 DEG C TO 400 DEG C
- **MEDIA** - STEAM, AIR, GAS, LIQUID
- **MATERIAL** - WCB, CF8, CF8M, CF3, CF3M,  
SUPER DUPLEX, ALLOY STEEL
- **MAX. INLET PRESSURE** - 25 TO 1500 PSI-G
- **MAX. OUTLET PRESSURE** - 0 TO 600 PSI-G



## PRESSURE REDUCING VALVE (SV - 111)



- **SIZE** - 1/2" TO 6"
- **PRESSURE CLASS** - 150 # TO 300 #
- **TEMPERATURE RANGE** - -40 DEG C TO 120 DEG C
- **MEDIA** - AIR, GAS
- **MATERIAL** - WCB, CF8, CF8M, CF3, CF3M,  
SUPER DUPLEX, ALLOY STEEL
- **MAX. INLET PRESSURE** - 5 TO 150 PSI-G
- **MAX. OUTLET PRESSURE** - 15 MMWC TO 100 PSI-G



## PRESSURE REDUCING VALVE (SV - 121)

- **SIZE** - 1/4" TO 2"
- **PRESSURE CLASS** - 150 # TO 300 #
- **TEMPERATURE RANGE** - -40 DEG C TO 120 DEG C
- **MEDIA** - AIR, GAS, LIQUID
- **MATERIAL** - WCB, CF8, CF8M, CF3, CF3M,  
SUPER DUPLEX, ALLOY STEEL
- **MAX. INLET PRESSURE** - UP TO 400 PSI-G
- **MAX. OUTLET PRESSURE** - 2 TO 250 PSI-G



## DIAPHRAGM SENSING PRESSURE REGULATORS (SV-131)



- **SIZE** - 1/4" TO 1"
- **TEMPERATURE RANGE** - UP TO 400 DEG C
- **MEDIA** - AIR, GAS
- **MATERIAL** - SS 304, SS 316, SS 304L, SS 316L
- **MAX. INLET PRESSURE** - 3600 PSI-G WITH PTFE  
6000 PSI-G WITH PEEK
- **PRESSURE CONTROL RANGE** - 0 to 10 psig (0.68 bar)  
through 0 to 500 psig (34.4 bar)



## PISTON SENSING PRESSURE REGULATORS (SV-141)

- **SIZE** - 1/4" TO 1"
- **TEMPERATURE RANGE** - UP TO 400 DEG C
- **MEDIA** - AIR, GAS
- **MATERIAL** - SS 304, SS 316, SS 304L, SS 316L
- **MAX. INLET PRESSURE** - 232 to 10,150 PSI-G (16.0 to 700 BAR-G)
- **PRESSURE CONTROL RANGE** - 0 to 10 psig (0.68 bar) through 0 to 10150 psig (700 bar)



## TWO STAGE PRESSURE REGULATORS (SV-100)

- **SIZE** - 1/4" TO 1"
- **TEMPERATURE RANGE** - UP TO 400 DEG C
- **MEDIA** - AIR, GAS
- **MATERIAL** - SS 304, SS 316, SS 304L, SS 316L
- **MAX. INLET PRESSURE** - 3600 PSI-G WITH PTFE  
6000 PSI-G WITH PEEK
- **PRESSURE CONTROL RANGE** - 0 to 10 psig (0.68 bar) through 0 to 500 psig (34.4 bar)







## CONVENTIONAL SAFETY RELIEF VALVE - SV 40



OPEN BONNET



CLOSE BONNET

- **SIZE** - 1" x 2" THRU 8" x 10"
- **RATING** - 150# x 150# THRU 2500# x 300#
- **END CONNECTION** - FLANGE END
- **MEDIA** - AIR, GAS, LIQUID, STEAM
- **MATERIAL** - WCB, CF8, CF8M, CF3, CF3M, SUPER DUPLEX, ALLOY STEEL
- **ORIFICE DESIGNATION** - D THRU T



# THERMAL RELIEF VALVE



SVT - 20



SVT - 22


- **SIZE** - 1/2" THRU 2"
- **RATING** - 150# AND 300#
- **END CONNECTION** - FLANGE END, SCREWED END
- **MEDIA** - AIR, GAS, LIQUID, STEAM
- **MATERIAL** - WCB, CF8, CF8M, CF3, CF3M, SUPER DUPLEX, ALLOY STEEL
- **ORIFICE DESIGNATION** - D THRU G



# PILOT OPERATED PRESSURE RELIEF VALVE (SV-41/M)



FLANGED END



SCREWED END

- **SIZE** - 1" x 1" THRU 6" x 8"
- **RATING** - 150# x 150#
- **END CONNECTION** - FLANGE END AND SCREWED END
- **MEDIA** - GAS
- **MATERIAL** - WCB, CF8, CF8M, CF3, CF3M, SUPER DUPLEX, ALLOY STEEL
- **ORIFICE DESIGNATION** - F THRU R



## PILOT OPERATED SAFETY RELIEF VALVE (SV-41)

- **SIZE** - 1" x 2" THRU 8" x 10"
- **RATING** - 150# x 150# THRU 2500# x 300#
- **END CONNECTION** - FLANGE END
- **MEDIA** - AIR, GAS, LIQUID, STEAM
- **MATERIAL** - WCB, CF8, CF8M, CF3, CF3M,  
SUPER DUPLEX, ALLOY STEEL
- **ORIFICE DESIGNATION** - D THRU T




## TESTING FACILITY





# PHOTO GALLERY




Call on - +91 98258 45510 / Email - [mkt@skywinvalve.com](mailto:mkt@skywinvalve.com)

[www.skywinvalve.com](http://www.skywinvalve.com)



# SKYWIN VALVE PVT LTD

 128, Tribhuvan Estate, Near Sukan Metal, Opp. Kathwada GIDC, Kathwada, Ahmedabad.

 +91 98258 45510  [mkt@skywinvalve.com](mailto:mkt@skywinvalve.com)  [www.skywinvalve.com](http://www.skywinvalve.com)