



ISO 9001-2008
CERTIFIED COMPANY

Tractor

CATALOGUE 2017



CAMMY

Manufacturer & Exporter of
Automotive & Tractor Spare Parts


Deals in:

TIE ROD ENDS. BALL JOINTS. DRAGLINK ASSY, TIE ROD ASSY.
REPAIR KITS, FRONT STUB AXLES, PROPELLER SHAFT COMPONENTS,
WHEEL AXLE SHAFTS STEERING & HYDRAULIC SHAFTS

STEERING & SUSPENSION PART



We make your drive better



FORD

FORD

S.I. 101



MODEL - **FORD MODELS 5000, 5340, 5600, 5610, 6410, 6600, 6610, 7000, 7600, 7610**

TIE ROD END (INNER THREAD)

O.E.M NO. - C7NN3289E, C5NN3289D, 81816030,
81825394, 1825394
QH-1412

SIZE - 15/16" x 16

RHT.

S.I. 102



MODEL - **FORD/N.H- 5000, 5340, 5600, 5610, 5900, 6600 6610, 6700, 7000, 7100, 7600, 7610, 7700, 7710**

TIE ROD END (RH. THREAD)

O.E.M NO. - C5NN3307E / C7NN3289D

SIZE - 1"x16 RH.

17x19.8

S.I. 103



MODEL - **FORD 5000, 5340, 7000, 5600, 5610, 6600, 6610**

TIE ROD END (LH. THREAD)

O.E.M NO. - C5NN3308C/D

SIZE - 1"x16 LH.

17x19.8

S.I. 104



MODEL - **FORD/N.H - 5000, 5340, 5600, 5610, 6410, 6600 6610, 7000, 7600**

OUTER TIE ROD (UP INDENTS) QR-1411

O.E.M NO. - C7NN3280F

SIZE - 6 INDENTS

24M.M

14"

S.I. 105



MODEL - **FORD/N.H - 5000, 5100, 5340, 5600, 5610, 5900, 6600, 6610, 7000, 7600. 7610, 7700, 7710, 7810, 8700, 9700**

OUTER TIE ROD END (R.H INDENTS)

O.E.M NO. - C7NN3280E

SIZE - 6 INDENTS

24 M.M

14"

FORD



MODEL - **FORD/N.H - 5000,5100, 5340, 5600, 5610,5900, 6600, 6610, 7000, 7100, 7600, 7610, 7700, 7710**
 OUTER TIE ROD (LH INDENT)

O.E.M NO. - C7NN3281A

SIZE - 6 INDENT 24 M.M 14"



MODEL - **FORD/N.H - 5000, 5340, 5600, 5610, 6410, 6600 6610, 7000, 7100, 7600**
 OUTER TIE ROD QR-1413

O.E.M NO. - C7NN3A300A

SIZE - 4 INDENT 24 M.M 9"



MODEL - **FORD** QR-889
 INNER TIE ROD END

O.E.M NO. -

SIZE - 1"x16 RHT
 16.8 x 18.9 M.M



MODEL - **FORD/ N.H- 3230,3430, 3930, 4630, 4830, 5030**
 INNER TIE ROD END

O.E.M NO. - E7NN3B539AB

SIZE - 7/8x14 UNF RHT
 23.8 X 27.1 M.M



MODEL - **FORD/ N.H- 3010S, 4010S, 5100, 5110, 5600, 5610, 5610S, 5900, 6410, 6600,6610,6610S, 6710, 6810, 6810S, 7010, 7100, 7600, 7610, 7610S, 7810, 7810S, 8010**
 INNER TIE ROD END

O.E.M NO. - E9NN3B539AA

SIZE - 7/8"x14 RHT
 21.4 x31.5

FORD

S.I. 111



MODEL - **FORD/ N.H- TS-100, TS-110, TS-90, 5640,6640**
INNER TIE ROD END

O.E.M NO. - E9NN3B539AA/ 81864114/ Sw03703/
87713005

SIZE - 7/8"X14 RHT
27.8 X 31.5 M.M

S.I. 112




MODEL - **FORD** QR-142
TIE ROD END

O.E.M NO. -

SIZE - 1"x16 RHT
20x22.9

S.I. 113



MODEL - **FORD 1414 (P.Steering)**
TIE ROD ASSY.

O.E.M NO. -

SIZE - 45.5"

S.I. 114

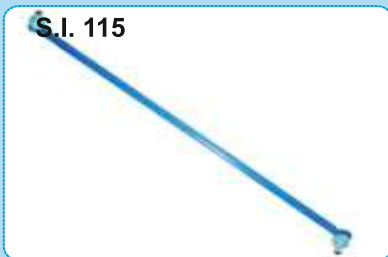


MODEL - **FORD 1414 (MANUAL)**
TIE ROD TUBE

O.E.M NO. -

SIZE - 34"


S.I. 115



MODEL - **FORD/ 5000/ 5100/ 5600/ 5610/ 5900/
6600/ 6610/ 7000/ 7100/ 7600/ 7610**
TIE ROD ASSY.

O.E.M NO. - **C7NN3304B, E0NN3308CA, 81822052,
83925158**

SIZE - 52"



MODEL - **FORD/ N.H- 5000/ 5200/ 6600C/ 7000/ 7200/ 7600C**
TIE ROD WITH RADIUS CUTTER

O.E.M NO. - C7NN3B624B/ C5NN3B624B

SIZE - 17"



MODEL - **FORD - 5000/ 5100/ 5600/ 5610/ 6410/ 6600/ 7000/ 7100/ 7600/ 7610**
TIE ROD TUBE LH

O.E.M NO. - C7NN3307B/ 81825397/ C5NN3307N
81822048 / C7NN3B1618

SIZE - 1210 M.M LONG
17.2 / 19.8



MODEL - **FORD - 5110, 5610/ 5610S, 5900, 6410, 6610, 6610S, 6810, 6810S, 7010, 7610, 7610S, 7810, 7810S, 8010**
TIE ROD END CUTTER ON THREAD

O.E.M NO. - E3NN3N981AA/ 83948964/ 87554833/ SW-03733/
SW-3948964

SIZE - 1" 1/4 X 12 R.H
24 X 27.2 M.M



MODEL - **FORD - 5030/ 3230/ 3430/ 3930/ 4630/ 4830**
TIE ROD END CUTTER ON THREAD

O.E.M NO. - E7NN3N981AA / 83983437 /

SIZE - 1" 1/4 X 12 R.H
22 X 25.2 M.M



MODEL - **FORD**
TIE ROD END CUTTER ON THREAD

O.E.M NO. - 23NN3N981AA

SIZE - 1" 1/4 X 12 R.H
21 X 23.8 M.M

FORD

S.I. 126



MODEL - **FORD/ N.H- 5640, 6640, 7740,7840,TS-90
TS-100, TS-110**
TIE ROD END CUTTER ON THREAD

O.E.M NO. - E9NN3N981AA, 81864115

SIZE - 1" 1/4 X 12 RHT
22 X 25.2 M.M

S.I. 127



MODEL - **FORD/ N.H- 5640, 6640, 7740,7840,TS-90
TS-100, TS-110**
INNER TIE ROD END

O.E.M NO. - 81864100,87713004
E9NN3289AA

SIZE - 1.125 X 16 RHT
24 X 27 M.M

S.I. 128



MODEL - **FORD 5100, 5110, 5600, 5610, 5900, 6410, 6600,
6610, 6810, 7100, 7600, 7610, 7610S**
INNER TIE ROD END

O.E.M NO. - E3NN3289AA, 82980040, 839467648

SIZE - 1" X 16 RHT
20.6 X 22.2 M.M

S.I. 129



MODEL - **FORD COUNTY**
INNER TIE ROD END (R+L)

O.E.M NO. - 4F3831B & 4F3831B

SIZE - 29.3 X 12
27.3

S.I. 130



MODEL - **FORD U.SA**
BALL JOINT FRONT

O.E.M NO. - F7AZ-3049-AA

SIZE - T.L
11.9 x 12.85 M.M 155 M.M

FORD

S.I. 131



MODEL - **FORD MUSTANG/ CROWN VICTORIA CAR**
LOWER B.J LOCATION FRONT

O.E.M NO. - 1K8749

SIZE -

S.I. 132



MODEL - **FORD 5000**
HYD. BALL END

O.E.M NO. - C5NN557B, 2040700, 818822686

SIZE -
28.5 HOLE

S.I. 133



MODEL - **FORD 5000**
FRONT WHEEL HUB

O.E.M NO. - C9NN1104D

SIZE - 4.8 Per Kg Approx

S.I. 134



MODEL - **FORD 5000**
HYD. SHAFT

O.E.M NO. - C5NN544B

SIZE -

S.I. 135



MODEL - **FORD (2810, 2910, 3910, 4110, 4610,4/84->)**
(5610, 6610, 6810, 7610, 7710, 7810, 7910, 7/87->)
6610S, 7610S, 7810S, 8010, IND.250C, 260C,
(345C, 12 / 88 - 7/ 89), 445, 445A, (445C 12/88-7/89)
(450, 450C, 545, 545A, 545C, 12/88-7/89)
(555V 1/88 ->), (55C 11/88- 7/89), (655, 655A, 1/88 ->)

BEARING KING PIN LOWER

O.E.M NO. - CAR 123726

UCAR07226 N14373

SIZE - T.L

FORD

S.I. 136



MODEL - **FORD 5635, 6635, 7635(5640, 6640, 7740, 7840, 8240, 10/94->) 8160, 8260, TS/90, TS-100, TS-110**

BEARING KING PIN

O.E.M NO. - 5119699

SIZE - Bearing - Trunion 60mm x 30mm x 21 mm

S.I. 137



MODEL - **FORD**

LOWER BEARING / N14372

O.E.M NO. - CAR 123641

UCAR07740

SIZE - L

S.I. 138



MODEL - **FORD**

BEARING KING PIN UPPER

O.E.M NO. - CAR 124615

SIZE - L

S.I. 139



MODEL - **FORD 5030**

BEARING KING PIN LOWER

O.E.M NO. - CAR 27692

SIZE - L

S.I. 140



MODEL - **FORD/ N.H-3230, 3430, 3930, 4130, 4630, 4830, 5030**

TIE ROD

O.E.M NO. - E7NN-3278AA

SIZE - 24 M.M 6 HOLE
17x19.8 M.M 14"



MODEL - **FORD 5000**
BUSH WITH LOCK NUT

O.E.M NO. - .

SIZE - 1" X 16 RH
 90 M.M LONG



MODEL - **FORD 5000**
BUSH WITH LOCK NUT

O.E.M NO. - .

SIZE - 1" X 16 LH
 90 M.M LONG



MODEL - **FORD 6610, 5110, 5610,**
 INNER TIE ROD END WITH CLUMP **LH.**

O.E.M NO. - ZP0501205206, E1NN3A302AB,
 E3NN3A302CA, 83956514

SIZE - 20x22
 22x1.5 RHT.



MODEL - **FORD 6610, 5110, 5610,**
 INNER TIE ROD END WITH CLUMP **RH.**

O.E.M NO. - ZP0501205207, 83959475, 83984963

SIZE - 20x22
 22x1.5 RHT.



MODEL - **FORD/ N.H- 5110, 5610, 6610, 6810,**
 7410, 7610, 7710
 BALL JOINT

O.E.M NO. - ZP050310060

SIZE - LONG - 22 X 1.5 RH
 SMALL - 20 X 1.5 RH
 T.L - 195 M.M

FORD



MODEL - **FORD - 5000, 5600, 6410, 6610, 6600**
WATER PUMP

O.E.M NO. - D8NN8501UC, FEA513F, 88NY8501AA,
C5NE8501A, C5NN8501A, D3NN8501A,
D8NN8501UA, D8NN8501CA, UB & UC

SIZE - 4 HOLE - 7/16
1 HOLE - 5/16

IT FIT MULTIPLE FORD / NEW HOLLAND INDUSTRIAL /
CONSTRUCTION AND TRACTOR MODELS



MODEL - **FORD- 500**

O.E.M NO. - FT-12

SIZE - 17 X 22 X 1.5 RH



MODEL - **FORD PIN**

O.E.M NO. -

SIZE - 6"



MODEL - **FORD - 555**
LINKAGE PIN (INNER THREAD)

O.E.M NO. - E7NN3280DA

SIZE - 28 X 1.5



MODEL - **FORD - 5640, 6640, 7740, 7840, 8240**
8340 11/91-12/94

O.E.M NO. - CAR49008, 83957796

SIZE - SHORT - 22 X 1.5 RH
LONG - 24 X 1.5 LH
T.L - 8.22"

FORD

S.I. 151



MODEL - **FORD- 5640, 6640, 7740, 7840, 8240,**
YOKE & SHAFT ASSY. WHEEL SIDE

O.E.M NO. - 9968061, CAR40844

SIZE - 26.6 X 91 M.M 8.5" LONG
2 PER KG.

S.I. 152



MODEL - **FORD- 5610,6610**
YOKE & SHAFT ASSY. OUTER

O.E.M NO. - CAR40760

SIZE - 26.6 X 91 M.M 8.5" LONG
2 PER KG.

S.I. 153




MODEL - **FORD TOP LINK**

O.E.M NO. -

SIZE -

S.I. 154




MODEL - **FORD - 5640, 6640, 7740, 7840, 8240, 8340**
YOKE AND SHAFT ASSY. DIFFERENTIAL SIDE

O.E.M NO. - CAR40887, 9971821 LH. MEDIUM

SIZE - 22.3/4" LONG 22 TEETH

S.I. 155



MODEL - **FORD - 5610, 6410**
YOKE AND SHAFT ASSY. DIFFERENTIAL SIDE

O.E.M NO. - CAR40762, 5191560 RH. BIG

SIZE - 25.1/8" LONG 22 TEETH

FORD

S.I. 156



MODEL - **FORD - 5640, 6640, 7740, 7840, 8240
8340 11/91-10/94**
AXLE ASSY.

O.E.M NO. - CAR125156

SIZE -

S.I. 157



MODEL - **FORD- 5610,6610, 7/87 & LATTER**
AXLE ASSY.

O.E.M NO. - CAR07188, CAR118613

SIZE -

S.I. 158



MODEL - **FORD - 5640, 6640, 7740, 7840, 8240
8340 11/91-10/94**
FORD DOUBLE YOKE

O.E.M NO. - CAR19056, CAR40826

SIZE -

S.I. 159



MODEL - **FORD - 5610, 6610**
FORD DOUBLE FORK

O.E.M NO. - CAR116153

SIZE -

S.I. 160



MODEL - **FORD/ N.H- 2600, 3600, 4600 UK, (6810
2/1987 Thru 7/1987) (7610, 7710, 7810,
7910, 8210 2/1987 & Later) 6610S, 7610S,
7810S, 8010**
UNIVERSAL CROSS

O.E.M NO. - CAR42390, CAR116859, CAR96867,
ZP1927841

SIZE - 82 M.M X 27 M.M

FORD

S.I. 161



MODEL - **FORD - 5640, 6640, 7740, 7840, 8240
8340, 8X2 OR 16X4 TRANS, (TS-90,
TS-100, TS-110 8X2 STRADDLE MOUNT)**
UNIVERSAL CROSS

O.E.M NO. - EOTZ3249A

SIZE - 30 M.M X 92 M.M, SIDE GREASER

S.I. 162



MODEL - **FORD - 5640, 6640, 7740, 7840, 8240
8340,**
UNIVERSAL CROSS

O.E.M NO. - CAR40825, 9968059, REF. N14411

SIZE - 74.5 M.M X 27 M.M

S.I. 163



MODEL - **FORD - 5610, 6610, 6810 7/1987**
UNIVERSAL CROSS

O.E.M NO. - CAR107625, CAR65845

SIZE - 74.5 M.M X 27 M.M

S.I. 164



MODEL - **FORD - 5640, 6640, 7740, 7840, 8340,
TS-90, TS-100, TS-110**

O.E.M NO. - 82006339, F1NN4684AA12B

SIZE - 12 X 12 OR 16 X 16 TRANSMISSIONS

S.I. 165



MODEL - **FORD- 5640**
P.T.O DRIVE HUB

O.E.M NO. - E1NNN777AA

SIZE - 22 TEETH 6 HOLE

FORD



S.I. 166

MODEL - **FORD - 5000**
P.T.O DRIVE HUB

O.E.M NO. - E1NNN777AB, 83936827, C5NNN777AB,
E0NNN777AB

SIZE - 20 TEETH 6 HOLE




S.I. 167

MODEL - **FORD - 5000**
P.T.O DRIVE HUB

O.E.M NO. - C5NNN777A

SIZE - 15 TEETH 6 HOLE



S.I. 168

MODEL - **FORD**

O.E.M NO. - C5NN3278A

SIZE - ROD DIA 18.75MM 7CUT
LENGTH 480 CENTER



S.I. 169

MODEL - **FORD**

O.E.M NO. - E1NN3A300AA

SIZE - ROD DIA 21.75MM 6 UP CUT
LENGTH 225 CENTER

S.I. 170



MODEL-FORD-5000,5100,5610,6600,
6610,7000,7010

O.E.M. NO.- C5NN3304T, C5NN3304Y
S65040, 81825396

SIZE - DIA-24mm
17X19.9MM(TAPER LENGTH 24.5MM)

TL-122MM

S.I. 172



MODEL-FORD-4000

O.E.M. NO.- 81815989

SIZE - M 3/4X16RH
17.3X19 MM

S.I. 173




MODEL-FORD-4000

O.E.M. NO.-

SIZE - DIA-22MM
17.3X19.9MM(TAPER LENGTH 22.5MM)

TL-122MM



MESSEY FORGUSION



MODEL - **M/F-Early 135, TE20, TEA20, TED20, TEF 20, TO20, TO30, TO35, MF35, 2135,**
TIE ROD END

O.E.M NO. - 180381M91 194606M91, 826751M91, 826756M91,
968406M91, 1862029M91

SIZE - 11/16x18 RHT
14.2 / 16.4 M.M



MODEL - **M/F 135(Vineyard), 2135 Narrow, 240 (MAN STRG SN 522354-A20286),250**
TIE ROD END BEND

O.E.M NO. - 826752M92

SIZE - 11/16x18 LHT
17



MODEL -**M/F135, 135 Petrol, 148, 230, 240, 250**
SOKET (FRONT) OUTER TIE ROD

O.E.M NO. - 1860408M2
S.40164

SIZE - 16 / 17.6 LH.



MODEL - **M/F 135, 135 Petrol, 148, 230, 240, 250**
SOKET (REAR) OUTER TIE ROD

O.E.M NO. - 1860412M2
S.40165

SIZE - 16 / 17.6 RH.



MODEL - **M/F165, 168, 185, 255, 265, 270, 275, 282, 283, 290, 565, 590, 675, 690 (175, 178HD sn 724937>)**
TIE ROD END

O.E.M NO. - 886802M91

SIZE - 13/16"x16 RHT
17.6 / 19.9

MESSEY FORGUSION

S.I. 206



MODEL - **M/F 175, 175 S, 178, 185, 188, 265, 275, 285, 290**

OUTER TIE ROD

O.E.M NO. - 881736M92

SIZE - 7 HOLE 19M.M 15.5"

S.I. 207



MODEL - **M/F 165, 168, 185, 255, 265, 270, 275, 282, 283, 290, 565, 590, 675, 690 (175, 178HD sn 724937>)**

INNER TIE ROD TUBE

O..E.M NO. - 886797M91

SIZE - 19.8 / 22.7 15.5"

S.I. 208



MODEL - **M/F 165, 168, 185, 265, 275**

STEERING TUBE

O.E.M NO. - 886801M91

SIZE - 13/16"x16 RHT 18"

External Diameter (Tube): 25mm

Internal Diameter (Tube): 19.5mm

S.I. 209



MODEL - **M/F 35, 135, 148, 230, 240, 250**

SPINDLE

O.E.M NO. - 897237M94 LH

897236M94 RH

SIZE - 5 KG

S.I. 210



MODEL - **M/F 360, 375, 390, 390T, 398, 399, 3505, 3525, 3545**

TIE ROD END

O.E.M NO. - 3426773M3

1824403M91

SIZE - 24x1.5 RHT 132 M.M
18x20

S.I. 211



MODEL - **M/F 398 (SN B18009> W/ AG105 4WD AXLES),
399 (W/ 1006.6 ENG. W/ AG105 4WD AXLES)**
INNER TIE ROD END
O.E.M NO. - 3764028M2

SIZE - 18 X1.5 RHT 12"
23.5X26.4

S.I. 212



MODEL - **M/F 365/ 375/ 390 /390T/ 396**
INNER TIE ROD END
O.E.M NO. - 3764027M1

SIZE - 18X1.5 RHT 10"
23.6X27 220 M.M
20X1.5 NUT

S.I. 213



MODEL - **M/F 240 (4-wd SN A20286>),3050,
3060, 3065**
INNER TIE ROD END
O.E.M NO. - 3426336M1

SIZE - 18X1.5 RHT 9.5 "
23.6X27 200 mm

S.I. 214



MODEL - **M/F 360, 362, 375, 390, 390T, 398, 399**
SMALL INNER TIE ROD END
O.E.M NO. - 3427168M2

SIZE - 22X1.5 RHT Dim A (1) - A - 3.25"
23.7X27

S.I. 215



MODEL - **M/F 154-4, 184-4, 254-4, 2640, 274-4,
294-4 sn 223000321>, 690, 698**
INNER TIE ROD WITH CLUMP
O.E.M NO. - 3426660M1

SIZE - M18X1.5 RHT
19.2 / 22

MESSEY FORGUSION

S.I. 216



MODEL - **M/F- 340,350,355,362(FTT07)**

TIE ROD END

O.E.M NO. - 3427685M1

SIZE - 24x1.5 RHT 132 M.M
20x22

S.I. 217



MODEL - **M/F253, 350, 360, 362,**


240 sn 2773N01001>

OUTER TIE ROD

O.E.M NO. - 3475945M91

SIZE - 7 HOLE 26 M.M 31"
20 / 22.4

S.I. 218



MODEL - **M/F 165UK,275 (UK),185,265,285,290**

DRAGLINKY ASSY.

O.E.M NO. - 884797M91

SIZE - WELD BOTH 32 M.M 45.5"
17.5X19.9 CTOT 43.5"

S.I. 219



MODEL - **M/F230, 240, 253,340, 342, 350,**

352, 355, 360, 362, 362

HYD. OUTER TIE ROD (CROME)

O.E.M NO. - 3443036M91

SIZE - 1/2UNF 15 M.M 9.3"
18X20.2

S.I. 220



MODEL - **M/F 398,399**

BALL JOINT

O.E.M NO. - 1695045M91

SIZE - M60X1.5 4.75"LONG
27x29.3 NUT M24X1.5

MESSEY FORGUSION

S.I. 226



MODEL - **M/F-365,375E,375,390,390E,390T,396,398,399**

PIVOT/ PIN /4WD (WITHOUT GROOVE)

O.E.M NO. - 3429319M1

SIZE -

S.I. 227



MODEL - **M/F360, 362, 375, 383, 390, 393, 396**

PIVOT/ PIN/4WD(WITH GROOVE)

O.E.M NO. - 3426523M2

SIZE -

S.I. 228



MODEL - **MESSEY FURGUSUN
INNER TIE ROD END**

O.E.M NO. - 3664726M91, 3664622M91

SIZE - 20X22 8.3"
22X1.5

S.I. 229



MODEL - **M/F-AXIAL JOINT**

O.E.M NO. - 3426312M21

SIZE -

S.I. 230



MODEL - **MASSEY FERGUSON 285
COMPLETE TIE ROD (SET OF 5 PCS)**

O.E.M NO. -

SIZE -

S.I. 231



MODEL - **M/F: 235 WITH STANDARD STRAIGHT AXLE**

O.E.M NO. - 1056235M91
1043489M1

SIZE - 11/16 X 18 RHT 103 M.M

S.I. 232



MODEL - **M /F- 3050, 3060, 3065, 3070, 3070, 365, 375, 383, 390, 390T, 393, 398 PERKINS WATER PUMP WITH PULLEY**

O.E.M NO. - 3637468M91, 3638998M91, 4222002M91

SIZE -

S.I. 233



MODEL - **M/F 165, 168, 185, 265, 275 TRACK ROD END**

O.E.M NO. - **1810366M91, 898053M91 1810366M91, 886801M91, 886802M91**

SIZE - 13/16"x16 RHT 18"
External Diameter (Tube): 25mm
Internal Diameter (Tube): 19.5mm
"Inner, A = 18mm inside. B = 16mm. C = 18mm inside


S.I. 234



MODEL - **M/F165, 175,185,250,265,275,285,290,565,575,590,675,699 TIE ROD END**

O.E.M NO. - 1821234M91, 1821234M92, 182534M91, 847451M91, 881714M92 "S.40168,, 881717M91, 884701M92" 1821234M91, 182534M91, 847451M91, 881714M92, 884701M92

SIZE - 13/16"x16 RHT
K 17.7 / 19.8 117 MM 750KG
101.6 MM
NUT 17.1 MM



CASE

CASE



MODEL - **CASE480B, 480C, 480CK,480D, 480LL,
530CK,580B Road Runner,580CK, 580D,
580F, 584E, 585D, 585E, 586D, 586F,
760 Trencher,860 Trencher**
TIE ROD END

O.E NO. - A40962

SIZE - 687"-18 RHT
22.3 / 19.4mm



MODEL - **CASE-580 F, 580 G**
INNER TIE ROD END

O.E NO. - A40963

SIZE - 687"-18 RHT
K 22.3 / 19.4mm



MODEL - **CASE-580 F, 580 G**
TIE ROD END

O.E NO. - D88491 RH
D88492 LH

SIZE - .875"--18NF RHT
22.3 / 19.73 .750"



MODEL - **CASE- 5120, 5130, 5140,
5220, 5230, 5240, 5250**
INNER TIE ROD END

O.E NO. - D149728,126145A1 -RH
126 144A1-LH

SIZE - 24x1.5 RH/LH10"
23.6x26.8



MODEL - **CASE**
INNER TIE ROD END

O.E NO. -

SIZE - 24x1.5 RHT 10"
27x30.2


CASE



MODEL - **CASE**
EYE END
O.E.M NO. - 106813 (R+L)
SIZE -



MODEL - **CASE**
HYD. SHAFT CROME
O.E NO. - 3624165
SIZE - 20x1.532M .M24"



MODEL - **CASE IH-C70, C80, C90, C100**
Models with Carraro707 Front Axle
BALL JOINT
O.E NO. - 1966125C1
SIZE - TOTAL LENGTH- 7"
SMALL - M20 X 1.5 RH
LONG - M18 X 1.5 RH



MODEL - **CASE IH-CS75, CS86, CS94**
INNER TIE ROD END
O.E NO. - 133743601 LH
133743603 RH
SIZE - M18x1.5 143MM
19.9/22. 32.4KG



MODEL - **Case/IH-CS110, CS120**
INNER TIE ROD END
O.E NO. - 133743611 RH
SIZE - M22X1.5 240MM
23.5/26.42 .536KG

CASE

S.I. 311



MODEL - **Case/IH-CS110, CS120**
BALL JOINT

O.E NO. - 133743613133743618
3541413M1

SIZE - LENGTH 210mm

SMALL - M24 X 1.5 RH

LONG - M20 X 1.5 RH1.91 KG

S.I. 312



MODEL - **Case/IH-MX100, MX100 C, MX110, MX120,**
MX135, MX80, MX80 C, MX90, MX90 C
INNER TIE ROD END

O.E NO. - 247523A1, 340482A1, 340483A1
3426276M1, 3903686M1

SIZE - M24X1.5 265MM

23.5/26.4 2.61 KG

S.I. 313



MODEL - **Case/-633 E, 633 V, 733 E, 733 V, 833 E, 833 V**
TIE ROD END

O.E NO. - 3131016R2, 3131016R3

SIZE - M18X1.568 MM

13.9 .386KG

S.I. 314



MODEL - **Case/IH- 654, 724, 824,553**
TIE ROD END

O.E NO. - 3058214R1, 3058214R91, 3134240R92

SIZE - M18X1.565 MM

14 MM .344KG

S.I. 315



MODEL - **Case/IH- 374,384,276, 354, 434, 444**
B250, B275, B414
TIE ROD END

O.E NO. - 3040921R92, 3045309R91

SIZE - 16.875 MM

17.2/18.6 .496KG

S.I. 316




MODEL - **Case/IH-374,384,238,276, 354, 434,**
444,B250, B275, B414
TIE ROD END

O.E NO. - 3040922R92

SIZE - 3/8X1/2 "

.562 KG




KUBOTA



MODEL - KUBOTA MINI TRACTOR L185F, L2050, L210, L2250, L2350F, L245F, L245H.L2500, L2550, L2600, L2650DT, L285, L2850F, L2900F, L2950, L295F, L3000, L3010F, L3130F, L3250F, L3300F, L3450, L3650F, L3830F, L4200F, L4300F, L4310F, MX5000F
TIE ROD END(R+L)

O.E NO. - 38440-44780RHT 38440-44790LHT
SIZE - 16X1.5
 12.8X 14.3



MODEL - KUBOTA L 2800,34
OUTER TIE ROD END

O.E NO. - 5-23-101-14 RH32580-44770
 5-23-101-15 LH
SIZE - 16.4X17.9107 M.M
 20X1.5



MODEL - KUBOTA L 4400
INNER TIE ROD END

O.E NO. - 5-23-101-45
SIZE - 16.4X17.9117M.M
 20X1.5 RHT.



MODEL - KUBOTA 440C L4508
BALL JOINT

O.E NO. - 5-23-101-50
 35080-44662
SIZE - 20X18X158



MODEL - KUBOTA
BALL JOINT ASSY.

O.E NO. -
SIZE -



MODEL - KUBOTA
INNER TIE ROD END

O.E.M NO. -

SIZE - 16.1x17.9 114 M.M
18x1.5 RHT



MODEL - KUBOTA
BALL JOINT

O.E.M NO. -

SIZE - 18x14x158 RHT



MODEL - KUBOTA L 2000

O.E.M NO. - 5-23-101-06 R
5-23-101-05 L

SIZE - 18x14x158 RHT



MODEL - KUBOTA L 2600

O.E.M NO. - 5-23-101-10 R
5-23-101-05 L

SIZE -



MODEL - KUBOTA L 2600
BUSH

O.E.M NO. - 5-15-249-01 R
5-15-249-02 L

SIZE - R+L

KUBOTA



MODEL - **KUBOTA**
BUSH WITH LOCK NUT
S.I NO. - 5-15-249-06

SIZE - 20x1.5 R+L



MODEL - **KUBOTA 2600**
SPINDLE
S.I NO. - 5-03-101-06

SIZE - 20X1.5 NUT 2.576/KG



MODEL - **KUBOTA 2000**
SPINDLE
S.I NO. - 5-03-101-09

SIZE - 20X1.5 NUT 1.570/KG



MODEL - **KUBOTA 240**
SPINDLE
S.I NO. - 5-03-101-07

SIZE -



MODEL - **KUBOTA 280**
SPINDLE
S.I NO. - 5-03-101-08

SIZE -



MODEL - **KUBOTAL2000**
FRONT WHEEL HUB

O.E.M NO. - 5-09-101-01

SIZE - BRG NO. 6204 4 HOLE
6207



MODEL - **KUBOTA 2600**
FRONT WHEEL HUB

O.E.M NO. - 5-09-101-04

SIZE - BRG NO. 6206 6 HOLE
6207



MODEL - **KUBOTA**
KB-2800

O.E NO. - TC220-13700

SIZE - 16.5/18 C TO C 21 INCH
14X1.5 NUT T.L 565 MM



MODEL - **KUBOTA**
KB-3400

O.E NO. - TC220-13740

SIZE - 16.5/18 17INCH
20X1.5



MODEL - **KUBOTA**
BALL JOINT RH

O.E NO. - 35533-62980

SIZE - 24X20X188 RH

KUBOTA

S.I. 421



MODEL - **KUBOTA**
BALL JOINT RH

O.E NO. - 3A121-62980

SIZE - 20X22X182 MM

S.I. 422



MODEL - **KUBOTA**
INNER TIE ROD END

O.E NO. - 3A161-62920

SIZE - 19.4/21.4 MM10 INCHES
M20X1.5

S.I. 423



MODEL - **KUBOTA L2000**
INNER TIE ROD END

O.E NO. - 34150-12703

SIZE - 11.4/12.2 MM71 MM
M14X1.5

S.I. 424



MODEL - **KUBOTA**
TOPLINK

O.E NO. - 5-02-114-02

SIZE - 8 INCHES

S.I. 425



MODEL - **KUBOTA**
TOPLINK

O.E NO. - 5-02-114-04

SIZE - 14 INCHES

KUBOTA

S.I. 426



MODEL - **KUBOTA
TOPLINK**
O.E NO. - 5-02-114-03
SIZE - 16 INCHES

S.I. 427



MODEL - **KUBOTA
TOPLINK**
O.E NO. - 5-02-114-05
SIZE - 18 INCHES

S.I. 428



MODEL - **KUBOTA
TOPLINK**
O.E NO. - 5-02-114-06
SIZE - 20 INCHES

S.I. 429



MODEL - **KUBOTA
LIFT ROD ARM**
O.E NO. - 5-02-112-06
SIZE - 6 INCHES

S.I. 430



MODEL - **KUBOTA
LIFT ROD ARM**
O.E NO. - 5-02-112-04
SIZE - 8 INCHES

KUBOTA



MODEL - **KUBOTA**
LIFT ROD ARM

O.E NO. - 5-02-112-05

SIZE - 11 INCHES



MODEL - **KUBOTA**
BALL ASSY

O.E NO. -

SIZE - 7/8mm




MODEL - **KUBOTA**
BALL ASSY.

O.E NO. -

SIZE - 3/4mm

FIAT



S.I. 501




MODEL - FIAT 640
TIE ROD END

O.E.M NO. - 4973659

SIZE - 14.8 RHT

S.I. 502



MODEL - FIAT 780
TIE ROD END

O.E.M NO. - 5109526 / 4987961 / 4954941

SIZE - M20 x 1.0 RH Thrd
16.2 / 18.2 3.187"

S.I. 503



MODEL - FIAT- 415
TIE ROD END

O.E.M NO. - 5109553, 4982356

SIZE - M20 x 1.0 RH Thrd.
18.2x20.2

S.I. 504



MODEL - FIAT-400,480,50,540,550,600,640
(W/ 2WD FRONT AXLE)
OUTER TIE ROD

O.E.M NO. - 596196
72090710

SIZE - 7 INDENT Dim A (1) - A - 15.750"
14.8x15.9 DIA - .20MM ROD

S.I. 505



MODEL - FIAT
OUTER TIE ROD

O.E.M NO. - 106813

SIZE - 6 INDENT 20 M.M 24"
17.8x19.8

S.I. 506



MODEL - FIAT :F100, F110,566,570,580,
666,670,680,766,780
OUTER TIE ROD

O.E.M NO. - 5109530
4998975

SIZE - 6 INDENT 20 M.M 26.2"
16.1x18

S.I. 507



MODEL - FIAT
HYD. TIE ROD CROME

O.E.M NO. - S.R.S - TS5476

SIZE - 16x1.5 22 M.M 15.5"


S.I. 508



MODEL - FIAT
BUSH

O.E.M NO. - WC5640

SIZE -



NEW HOLLAND

NEW HOLLAND



S.I. 606

MODEL - N H- 3230, 3430, 3930, 4130, 4630, 4830, 5030
INNER TIE ROD END WITH CLUMP

O.E.M NO. - CAR 48997,81875596,81878537

SIZE - 18x1.5 RHT 8"
20x22



S.I. 607

MODEL - N H- 3230, 3430, 3930, 4130, 4630, 4830, 5030
BALL JOINT

O.E.M NO. - 83957097, 83957758, 83958858, 83974364,
C5NN3N025A, CAR49001, ZP0501204982,
ZP0750125014, S.63811

SIZE - LONG:18x1.5 RHT 185 M.M
SMALL:20x1.5 RHT Weight 0.911kg



S.I. 608

MODEL - N H- 3230, 3430, 3930, 4130, 4630, 4830, 5030
BALL JOINT

O.E.M NO. - CAR 49006,1966127C1, 83957148, S.65868

SIZE - LONG:18x1.5 LHT 185 M.M
SMALL:20x1.5 RHT



S.I. 609

MODEL - NEW HOLLAND- F-555C,555E,575D,
575E,655C,655D,655E,675D,675E
INNER LINK ROD END WITH BALL JOINT

O.E.M NO. - 83961705

SIZE - 28x1.5 RHT PIPE GRIPPED
27x30.2 15.2"



S.I. 610

MODEL - NEW HOLLAND- F-555C,555E,575D,
575E,655C,655D,655E,675D,675E
INNER LINK ROD END WITH BALL JOINT

O.E.M NO. -

SIZE - 28x1.5 RHT PIPE GRIPPED
27x30.2 15.2"

S.I. 611



**MODEL - NEW HOLLAND
BALL JOINT**

O.E.M NO. - ZP0501205394

SIZE - LONG: 28x1.5 RHT 225 M.M
SMALL:22x1.5 RHT

S.I. 612



**MODEL - NEW HOLLAND- 5640, 6640, 7740, 7840
BALL JOINT**

O.E.M NO. - 83957096, 83957792, 83962754, 9968018,
CAR49013, ZP0501205010, ZP0750125010

SIZE - LONG:24x1.5 RHT
SMALL:22x1.5 RHT 210 M.M

S.I. 613



**MODEL - N.H-550,555,555A,555B,650,650A
INTER TIE ROD END**

O.E.M NO. - C5NN3A302D,D9NN3A302AA,,D9NN3A302AB
E3NN3A302AA, 83958351, 83918929,83901713

SIZE - 11/16"x18 UN RH
17.4 / 19.7

S.I. 614



**MODEL - N.H-550,555,555A,555B,650,650A
TIE ROD END**

O.E.M NO. - C5NN3A303A,D9NN3A303AA, D9NN3A303AB,
E3NN3A303AA, 83918928,83958352,83901714

SIZE - 11/16"x18 UN RH
17.5-19.5 MM 2 INCH

S.I. 615



**MODEL - NEW HOLLAND-8240, 8340
INTER TIE ROD END**

O.E.M NO. - CAR 121925,81878550 L.H SIDE

SIZE - 24x1.5 RHT
K23.5X26.5 MM

NEW HOLLAND

MODEL - **NEW HOLLAND-8240, 8340**
INNER TIE ROD END R.H SIDE
O.E.M NO. - CAR 121924, 81878549

SIZE - 24x1.5 LHT
K23.5X26.5 MM



MODEL - **N.H- 5640, 6640, 7740, 7840**
INNER TIE ROD END R.H SIDE

O.E.M NO. - CAR 48978,CAR49021, 81863221,
81863335,81878547

SIZE - 24x1.5 LHT
K23.6X26.8 MM




MODEL - **N.H- 5640, 6640, 7740, 7840**
INTER TIE ROD END LH SIDE

O.E.M NO. - CAR 48979,CAR49019,132666A1,
81878548

SIZE - 24x1.5 RHT
K23.6x26.8 MM

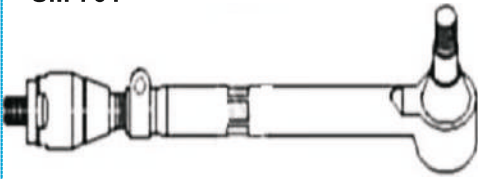




JOHN DEERE

JOHN DEERE

S.I. 701



MODEL - **JOHN DEERE 2350, 2355, 2550, 2555, 2450**
TIE ROD ASSYEMBLY

O.E.M NO. - AL38097

SIZE - AI39319 & AL.39320 12" PIPE GRIPPED
1966125C1 CASE
20 / 22 MM
LONG: 18X1.5 RH B.J
SHORT: 20/1.5 RH 178 MM

S.I. 702



MODEL - **JOHN DEERE 2450, 2750**
INNER TIE ROD END WITH CLUMP

O.E.M NO. - AI39319, AL168693
3428818M2

SIZE - 18x1.5 RHT 12" PIPE GRIPPED
20x22 MM

S.I. 703



MODEL - **JOHN DEERE 2450**
INNER TIE ROD END WITH CLUMP

O.E.M NO. -

SIZE - 18x1.5 RHT 9" PIPE GRIPPED
20x22

S.I. 704



MODEL - **JOHN DEERE- 6010, 6110, 6310, 6410, 6510, 6610, 6810**
BALL POINT

O.E.M NO. - AI168711, AI39316, AI60161, AI80542, EQ501479

SIZE - SHORT: M22 X 1.5 RH Thrd
LONG: M24 X 1.5 RH Thrd 210 mm

S.I. 705



MODEL - **JOHN DEERE**

O.E.M NO. - AH - 21346

SIZE - 6 MM HOLE DIA 9 HOLE
20x22.5 MM

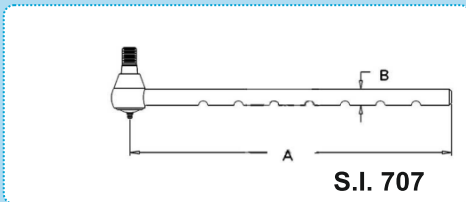


S.I. 706

MODEL - **JOHN DEERE COMPACT TRACTOR: 955**
TIE ROD ASSY

O.E.MI NO. - 303083063

SIZE - TIE ROD -A-303443124
TIE ROD TUBE-303109321
TIE ROD LONG-303109313




S.I. 707

MODEL - **JOHN DEERE COMPACT TRACTOR: 955**

O.E.M NO. - 303109313

SIZE - DIM -A- (1) - A - 17.000"
DIM -B- (2) - B - .937"




S.I. 708

MODEL - **JOHN DEERE COMPACT TRACTOR 955**
TIE ROD TUBE

O.E.M NO. - 303109321

SIZE - DIM A (1) - 19.500" LONG
DIM B (2) - 1.000" - 16 THREAD



S.I. 709

MODEL - **JOHN DEERE COMPACT TRACTOR 955**
TIE ROD END

O.E.M NO. - 303443124, 72161865, 303109291

SIZE - A:3.750" B: 1" - 16 RH THRD



S.I. 710

MODEL - **JOHN DEERE- 6900 (APL2060)**

O.E.M NO. - AL110918

SIZE - T.L - 9.113"
SHORT - M25 X 1.5 RH Thrd
LONG - M28 X 1.5 RH Thrd


JOHN DEERE



MODEL - **JOHN DEERE- 6910, 6910S, 6920, 6920S**
TIE ROD ASSY

O.E.MI NO. - AL 168703

SIZE - T. L - 235 MM
SHORT - M24 X 1.5 RH Thrd.
LONG - M28 X 1.5 RH Thrd.



MODEL - "**JOHN DEERE-6300, 6400, 6506, 6600, 6800,**
6010," 6110, 6210, 6310, 6410, 6510, 6610, 6810,6220
TIE ROD END INNER THREAD

O.E NO. - AL168708 / AL110887 LH
AL116740 / S.21187

SIZE - M24 X 1.5 RH Thrd.
K 24.7 / 27.7 MM T. L - 260 MM



MODEL - "**JOHN DEERE-6300, 6400, 6506, 6600, 6800, 6010,"**
6110, 6210, 6310, 6410, 6510, 6610, 6810,6220
TIE ROD END INNER THREAD

O.E NO. - AL168709 / AL110886 RH
AL116741 / S.21188 / AL80535

SIZE - M24 X 1.5 RH Thrd.
K 24.7 / 27.7 MM T. L - 260 MM

BED FORD



MODEL - **BEDFORD- J-4**
TIE ROD END INNER
O.E.M NO.

SIZE - 1"X 16 THREAD 130M.M
19.9X22.3



MODEL - **BEDFORD- J-6**
DRAGLINK ASSY.
O.E.M NO.


SIZE - 16X 1.5 NUT T.L 412.75MM
20X22.3 C TO C 368 MM



MODEL - **BEDFORD - J-6**
TIE ROD END

O.E.M NO.


SIZE -



MODEL - **BEDFORD SB-5**
TIE ROD END

O.E.M NO. DRAGLINK ASSY

SIZE -



URSUS



MODEL - **URSUS 4514**
TIE ROD END
O.E.M NO. - 7001702M91

SIZE - 18X20.2 150 M.M



MODEL - **URSUS C-330**
TIE ROD END
O.E NO. - 42282111

SIZE - M16X1.5 RH 14X1.5 NUT
16/18 108 MM



MODEL - **URSUS C-330**
TIE ROD END
O.E NO. - 42282101

SIZE - M16X1.5 LH 14X1.5 NUT
16/18 108 MM



MODEL - **URSUS C-328**
TIE ROD END WITH BEND
O.E NO. - 42280050RH

SIZE - M16X1.5 RH 12 X1.5 NUT
13/14 94 MM



MODEL - **URSUS C-328**
TIE ROD END
O.E NO. - 42280060 LH

SIZE - M16X1.5 LH 12 X1.5 NUT
13/14 94 MM



S.I. 906

MODEL - **URSUS C-360/385**
 WITH NIPPLE
 O.E NO. - 80220019 50835070 46635070
 90102000
 SIZE - M24 X 2.0 NUT
 18.4-20.3 M16x1.5150 M.M



S.I. 907

MODEL - **URSUS C-360**
 TIE ROD END
 O.E NO. - 50835662 50635681
 90101000 46635680
 SIZE - 5 NOTCHES
 160M.M



S.I. 908

MODEL - **URSUS C-360**
 TIE ROD
 O.E NO. - 50635660 902010
 SIZE - 6 NOTCHES UP
 21.5 M.M



S.I. 909

MODEL - **URSUS C-360/355**
 TIE ROD END WITHOUT NIPPLE
 O.E NO. - 50635070
 SIZE - M24 X 2.0 NUT
 18.4-20.3 M16x1.5 150 M.M



S.I. 910

MODEL - **URSUS C-385**
 TIE ROD END
 O.E NO. - 88221109
 SIZE - M27 X 2.0 L .H NUT
 20-22 mm M18x1.5 165 M.M



S.I. 911

MODEL - **URSUS C-385**
TIE ROD END

O.E NO. - 88221119

SIZE - M27 X 2.0 R .H NUT
20-22 mm M18x1.5 165 M.M



S.I. 912

MODEL - **URSUS C-385**
TIE ROD END

O.E NO. - 83221029

SIZE - M27 X 2.0 R .H NUT
20-22 mm M18x1.5 245 M.M



S.I. 913

MODEL - **URSUS C-385**
TIE ROD END

O.E NO. - 83221039

SIZE - M27 X 2.0 L .H NUT
20-22 mm M18x1.5 245 M.M




S.I. 914

MODEL - **URSUS C-385**
TIE ROD END

O.E NO. - 80220029

SIZE - 6 NOTCHES UP
24 M.M



S.I. 915

MODEL - **URSUS C-385 / ZETOR**
TIE ROD END

O.E NO. - 78221009 / 9540 10540 LH
78221019 / 9540 10540 RH

SIZE - M22X1.5 LH/RH 18X1.5 NUT
20-22 127 MM

BISON



S.I. 950



S.I. 951



S.I. 952



S.I. 953

MODEL - **BISON**
(WITH BRASS FITTING)

O.E NO. - 5058/02-013/1

SIZE - M24 X 2.0 NUT
18.4-20.3 M16x1.5 118 M.M

MODEL - **BISON**
WITHOUT NIPPLE

O.E NO. - 5058020131

SIZE - M24 X 2.0 NUT
18.4-20.3 M16x1.5 118 M.M

MODEL - **BISON (WITH BRASS FITTING)**
WITH NIPPLE

O.E NO. - 5058/02-014/0

SIZE - M24 X 2.0 NUT
18.4-20.3 M16x1.5 150 M.M

MODEL - **URSUS C-385**
TIE ROD END

O.E NO. - 80220029

SIZE - 6 NOTCHES UP
24 M.M

ROMANIA



MODEL - **ROMANIA UTB-650**
TIE ROD END

O.E.M NO.

SIZE - 1"X 16 THREAD 130M.M
19.9X22.3



MODEL - **ROMANIA UTB 650**
OUTER TIE ROD

O.E.M NO.

SIZE - 22 M.M 6 CUT

BELARUS



S.I. 1200



S.I. 1201



S.I. 1202

MODEL - **BELARUS 50-82 24MM**


O.E.M NO. 80303010

SIZE -

MODEL - **BELARUS 50-82**
50303010

O.E.M NO.


SIZE -



MODEL - **DEUTZ DRAG LINK**
Assembly - Fits Several Tractors

O.E NO. - 2382761

SIZE - 39 & 43.3 INCH LONG PIPE 26 MM
Replaces: VPJ3241



MODEL - **Deutz - FIT SEVERAL TRACTOR**
TIE ROD END

O.E NO. - 372885 / 02372885

SIZE - M16X1.5
K16.1/18.2 MM NUT-14X1.5 T.L-120MM



MODEL - **DEUTZ FAHR-D10006, D13006, D6806, D7206, D7506, D80006 A, D8006,DX80, DX85, DX85 A, DX90, DX90 A,DX4.30, DX4.50, DX4.70**
TIE ROD END

O.E NO. - S.34624

SIZE - M24X1.5 R.H Length: 105mm
K18X20.1MM Weight 0.88kg



MODEL - **DEUTZ FAHR DX4.316.06, 6.16,4.61,4.68,4.71, 4.78,6.08,6.11,6.21,6.28,6.31,6.38,6.45 A,6.61, 6.71, 6.81, 6.07, 6.17**
TIE ROD END INNER THREAD

O.E NO.: - 04388223

SIZE - M22 x 1.5mm Right Hand Length: 270mm
K 23.5 X 26.4mm. 2.8 KG



MODEL - **DEUTZ Agroprema 6.06,6.16,4.61,4.68,4.71,4.78, 6.08,6.11, 6.21, 6.28,6.31,6.38,6.45 A,6.61,6.71, 6.81,6.07, 6.17, 6.10,6.11,6.15,6.17,6.20,6.21,6.28, 6.30,6.31,6.45,6.50**
TIE ROD END INNER THREAD

O.E NO.: - 04383057

SIZE - M22 x 1.5mm Right Hand Length: 365mm
K 23.5 X 26.4mm. 3.2KG



S.I. 1305

MODEL - **DEUTZ FAHR Agricultural Tractor - D Series"**
D25/2, D30, D40,D25
 TIE ROD END
 O.E NO. - 02381195, 03387862

SIZE - M16 x 1.5mm Right Hand Length: 91.4mm
 K:13.5X13mm. Weight 0.352kg



S.I. 1306

MODEL - **DEUTZ FAHR- D06 S,D2506, D3006, D4006, D4506,**
D5006, D5206, D5506, D6006, D6206, D6806 D07,
D3607, D4007, D4507, D4507 C, D4807, D4807 C,
D5207, D5207 C TIE ROD END

O.E NO. - S.30273
 2381195
 SIZE -
 K14.7mm. Small Ø: 13mm. Weight 0.342kg



S.I. 1307

MODEL -**DEUTZ FAHR- DX4.61,4.68,4.71,4.78,6.06,6.07,6.08,**
6.10,6.11,6.16,6.17,6.21,6.28,6.30,6.31,6.38,6.50,6.61
 BALL JOINT

O.E NO. - 04388153 /04383056
 6005009895 / 31798510
 SIZE - M22 x 1.5 RH T LONG T.L- 8.250
 M22 x 1.5 RHT SHORT



S.I. 1308

MODEL - **DEUTZ TRACTOR-8240,8340**


O.E NO. - 04415654/AL60161
 AL168711
 SIZE - SHORT: M22 X 1.5 RH Thrd 210 MM
 LONG: M24 X 1.5 RH Thrd



S.I. 1309

MODEL - **DEUTZ TRACTOR-6240,6250,6260,6265,6275**
 BALL JOINT

O.E NO. - 4358287
 SIZE - M22 x 1.5 RH T LONG T.L- 7.250
 M22 x 1.5 RHT SHORT



ZETOR

ZETOR



S.I. 1409

MODEL - ZETOR-3340, 4340, 5245, 5340, 5340 H, 6045, 6245, 6340, 6945, 7045, 7245, 7245 H, 7340, 7745,

O.E.M NO. - 88221119, 67453521-R.H
88221109, 67453520-L.H

SIZE - M26X2.0 120 MM
20/22 MM



S.I. 1410

MODEL - ZETOR-4340, 5245, 5340, 5340 H, 6045, 6245, 6340, 6745, 6748, 7045, 7245, 7245 H, 7340, 7745,

O.E.M NO. - 67453503

SIZE - M18X1.5 LH 122 MM
20.6/18.5 MM



S.I. 1411

MODEL - ZETOR-3320, 4320, 4712, 4718, 4911, 5011, 5211, 5320, 5511, 5545, 5611, 5645, 5647, 5711, 5718, 5745, 5748, 5911, 5945, 6011, 6211, 6320, 6711, 6718, 6911, 7011, 7211, 7320, 7711,

O.E.M NO. - 55113905

SIZE - M18X1.5 RH 4 INCH
18.2/20.3 MM



S.I. 1412

MODEL - ZETOR- 3320, 3340, 4320, 4340, 4911, 5011, 5211, 5245, 5320, 5340, 5340 H, 5511, 5545, 5611, 5645, 5647, 5711, 5718, 5745, 5748, 5911, 5945, 6011, 6045, 6211, 6245, 6320, 6340, 6711, 6718, 6745, 6748, 6911, 6945, 7011, 7045, 7211, 7245, 7245 H, 7320, 7340, 7711, 7745,

O.E.M NO. - 55113905

SIZE - M18X1,5 RH 4 INCH
18.5/19.6 MM

ZETOR

S.I. 1413



MODEL-ZETOR

O.E.M. NO.- 930137

SIZE - M18X1.5 RH
 20/22MM

T.L-352MM

S.I. 1414



MODEL-ZETOR

O.E.M. NO.- 930131

SIZE - M18X1.5 RH
 20/22MM

T.L-352MM

S.I. 1415



MODEL-ZETOR

O.E.M. NO.- 930818

SIZE - M18X1.5 RH
 20/22MM

T.L-341MM

S.I. 1416




MODEL-ZETOR

O.E.M. NO.- 931764

SIZE - M18X1.5 RH
 20/22MM

T.L-200MM



MISC. ITEMS

MISC. ITEMS



S.I. 1500

MODEL - **FORD 5000**
LOWER LINK ASSY.

O.E.M NO.

SIZE - 34.5" C To C 4 HOLE



S.I. 1501

MODEL - **FORD 5640**
LOWER LINK ASSY

O.E.M NO. FONN-555A

SIZE - 940M.M C To C 4 HOLE"



S.I. 1502

MODEL - **FORD 4000**
LOWER LINK ASSY

O.E.M NO.

SIZE - 886 M.M C To C 2 HOLE"




S.I. 1503

MODEL - **M/F 185**
LOWER LINK ASSY

O.E.M NO.

SIZE - 5 HOLE"



S.I. 1504

MODEL - **NISSAN**

O.E.M NO.

SIZE - 18 TEETH



S.I. 1505

MODEL - **NISSAN**

O.E.M NO.

SIZE - 16 TEETH

MISC. ITEMS

MODEL - **BLADE** **BEND**

O.E.M NO. 73995

SIZE - 19"



S.I. 1506

MODEL - **BLADE** **STRAIGHT**
SMALL

O.E.M NO. 72900

SIZE - 14"



S.I. 1507

MODEL - **BLADE** **STRAIGHT**
MEDIUM

O.E.M NO. 72868

SIZE - 16"



S.I. 1508

MODEL - **BLADE** **STRAIGHT**
BIG

O.E.M NO.

SIZE - 18.5"



S.I. 1509

MODEL - **BLADE** **BEND**

O.E.M NO. 644680

SIZE - 12"



S.I. 1510

MODEL - **BLADE** **BEND**

O.E.M NO. 78683

SIZE - 16"



S.I. 1511

MISC. ITEMS



S.I. 1512

MODEL - **TATA1312 OR 911**
CROSS HOLDER

O.E.M NO.

SIZE - 8 HOLE



S.I. 1513

MODEL - **TATA1312 OR 911**
CROSS HOLDER

O.E.M NO.

SIZE - 8 HOLE



S.I. 1514

MODEL - **TATA1210SE**

O.E.M NO.

SIZE - 6 HOLE



S.I. 1515

MODEL - **DAIHATSU**
SPINDLE WITH BRASS BUSH

O.E.M NO.

SIZE -



S.I. 1516

MODEL - **LAND ROVER (TRAILER)**
FRONT WHEEL HUB

O.E.M NO.

SIZE - 4.7 KG

MISC. ITEMS

MODEL - **FORD 5000**
FRONT WHEEL HUB

O.E.M NO. C9NN1104D

SIZE -



MODEL - **M/F 185**
FRONT WHEEL HUB

O.E.M NO.

SIZE - BRG. NO 25590-20 6 HOLE
11949-10



MODEL - **M/F 135**
FRONT WHEEL HUB

O.E.M NO. 2747M01

SIZE - BRG. NO. 58548-10 6 HOLE
11949-10



MODEL - **GU - 2000**
YOKE

O.E.M NO.

SIZE - 30X106



MODEL - **GU - 2200**
YOKE

O.E.M NO.

SIZE - 30X92



MISC. ITEMS



MODEL -

O.E.M NO.

SIZE -



MODEL - **FORD 5640**
BALL JOINT

O.E.M NO. CAR 49013

SIZE - 24X22X210 RHT.



MODEL - **KUBOTA 440C**
BALL JOINT

O.E.M NO. 5-23-101-50

SIZE - 20X18X185 RHT.



MODEL - **FORD 5640**
BALL JOINT

O.E.M NO. AL - 80542

SIZE - 24X22X210 RHT.



MODEL - **FORD 6610**
BALL JOINT

O.E.M NO. ZP050310060

SIZE - 22X20X190 RHT.

MISC. ITEMS

MODEL - **M/F**
BALL JOINT

O.E.M NO. 3664726M91BJ

SIZE - 22X18X210 RHT



MODEL -

O.E.M NO. -

SIZE -



MODEL - **TRAILER HOOK BIG**

O.E.M NO.

SIZE - 19"



MODEL - **TRAILER HOOK MEDIUM**

O.E.M NO.

SIZE - 19"



MODEL - **TRAILER HOOK SMALL**

O.E.M NO.

SIZE - 19"



MISC. ITEMS



S.I. 1532

MODEL - **FORD**
SELECTOR SHAFT

O.E.M NO. 2701286

SIZE - 195 MM



S.I. 1533

MODEL - **TRAILER HOOK SMALL**

O.E.M NO.

SIZE -



S.I. 1534

MODEL - **IRON BAR HOOK**

O.E.M NO. ZBR 185

SIZE -



S.I. 1535

MODEL - **GU - 2000**
REAR YOKE

O.E.M NO.

SIZE - 20X116 16 TEETH
38 MM SPLINE DIA 1.9 KG

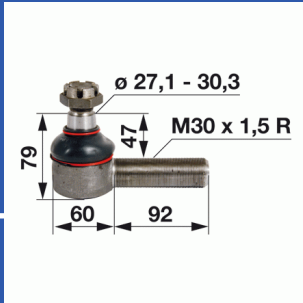


S.I. 1536

MODEL - **GU - 2000**
HALF YOKE WITHOUT TEETH AND PIN

O.E.M NO.


SIZE - 29.8X116 4.5 INCH
58 MM PIPE I.DIA 1.8 KG



DESIGN



HOT FORGING



MANUFACTURE



ASSEMBLY

