







Shikom OverSeas






STEERING WHEEL CATALOGUE






SAGAR J



SHIKOM OVERSEAS

PRODUCT CATALOGUE- STEERING WHEEL

CODE	PRODUCT DESCRIPTION	REF.PART NO.	PRODUCT IMAGE	PRICE
1	<p style="text-align: center;">MASSEY FERGUSON</p> <p style="text-align: center;">BEND TYPE- MF35, MF135, MF165, MF175, MF265, MF275, MF230, MF235, MF265</p> <p style="text-align: center;">DIAMETER-445 MM</p>			
2	<p style="text-align: center;">FORD & NEW HOLLAND</p> <ul style="list-style-type: none"> • Fits Ford/New Holland models 2000 (1964 and older), 4000 (1964 and older), 600, 700, 8N (1948–1952), 800 and 900 <p style="text-align: center;">DIAMETER-445MM</p>			
3	<p style="text-align: center;">FORD 5000</p> <p style="text-align: center;">DIAMETER-455 MM</p>			
4	<p style="text-align: center;">FORD TRACTOR</p> <p style="text-align: center;">380MM DIAMETER STEERING WHEEL FOR FORD TRACTOR MODELS: 2000, 3000, 4000, 5000, 7000, (1965 TO 1975); 2600, 3600, 4100, 4600, 5600, 6600, 7600, (1975 TO 1981); 2610, 3610, 4110, 4610, (1981 & UP); 5610, 6610 WITH MANUAL STEERING FROM 1981 & UP. REPLACES D2NN3600B</p>			

5	<p style="text-align: center;">URSUS C-330,360 DIAMETER-445 MM</p>			
7	<p style="text-align: center;">ZETOR/HMT NEW MODEL (HEAVY) DIAMETER-450 MM</p>			
8	<p style="text-align: center;">FORDSON AND EBRO DIAMETER-485 MM</p>			
9	<p style="text-align: center;">ZETOR /HMT OLD MODEL (LIGHT) DIAMETER-420 MM</p>			
10	<p style="text-align: center;">MASSEY FERGUSON1035/IMT -533,539 SPLINE TYPE DIAMETER-445 MM</p>			

11	<p align="center">IMT 558,560 /IMR TRACTOR (HEAVY DUTY) DIAMETER-470 MM</p>			
12	<p align="center">MASSEY FERGUSON1035/IMT -533,539 SPLINE TYPE DIAMETER-400 MM</p>			
13	<p align="center">ZETOR/URSUS EXPORT MODEL (ALUMININUM HUB) DIAMETER-420 MM HEIGHT-220 MM</p>			
14	<p align="center">MAHINDRA & MAHINDRA 275DI/585DI/575DI/485 DI MDI MODELS</p>			
15	<p align="center">UTB 260/310/340/300 ALL TRACTOR MODELS DIAMETER-450 MM</p>			

16	<p>MASSEY FERGUSON1035/IMT -533,539 KEY TYPE</p> <p>DIAMETER-445 MM</p>			
17	<p>MASSEY FERGUSON1035/IMT -533,539 KEY TYPE</p> <p>DIAMETER-400 MM</p>			
18	<p>JOHN DEER</p> <p>Steering wheel for John Deere tractors 820, 830, 1020, 1520, 1530, 2020, 2030, 2120, 2350, (2440, 2640 ->340999), 2520, 2550, 2630, 2750, 2950, (3020, 4020 123000->), 3150, 4000, 4030, 4040, 4050, 4230.36 spline hub</p> <p>DIAMETER-420 MM</p>		