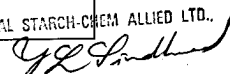


| Introductory sub-table (I)(a)  |   |   |  |
|--|---|---|--|
| Name of the Company: UNIVERSAL STARCH-CHEM ALLIED LTD  |   |   |  |
| Scrip Code, Name of the scrip, class of security: 524408, UNISTAR, EQUITY  |   |   |  |
| Quarter ended 31-12-2014   |   |   |  |
| Partly paid-up shares:-  | No. of partly paid-up shares  | As a % of total no. of partly paid-up shares              | As a % of total no. of shares of the company   |
| Held by promoter/promoter group  |   |   |  |
| Held by public   | NIL   | NIL   | NIL  |
| <b>Total - D</b>   | <b>0</b>  | <b>0</b>  | <b>0</b>   |
| Outstanding convertible securities:-   | No. of outstanding securities   | As a % of total no. of outstanding convertible securities | As a % of total no. of shares of the company, assuming full conversion of the convertible securities |
| Held by promoter/promoter group  |   |   |  |
| Held by public   | NIL   | NIL   | NIL  |
| <b>Total - E</b>   | <b>0</b>  | <b>0</b>  | <b>0</b>   |
| Warrants:-   | No. of warrants   | As a % of total no. of warrants                           | As a % of total no. of shares of the company, assuming full conversion of warrants                   |
| Held by promoter/promoter group  |   |   |  |
| Held by public   | NIL   | NIL   | NIL  |
| <b>Total - F</b>   | <b>0</b>  | <b>0</b>  | <b>0</b>   |
| <b>Total paid-up capital of the company, assuming full conversion of warrants and convertible securities (Grand Total (A+B+C) + D+E+F)</b> | 42,00,000/- Equity shares of Rs.10/- each = Capital of Rs.4,20,00,000/- (Rupees Four Crores Twenty Lacs only) |   |  |

FOR UNIVERSAL STARCH-CHEM ALLIED LTD.

  
 COMPANY SECRETARY.






| Category code | Category of Shareholder  | Number of Shareholders | Total number of shares | Number of shares held in dematerialized form | Total shareholding as a percentage of total number of shares |                            | Number of shares pledged or otherwise encumbered | As a percentage |
|---------------|--|------------------------|------------------------|--|--|----------------------------|--|-----------------|
|               |  |                        |                        |  | As a percentage of (A+B) <sup>1</sup>                        | As a percentage of (A+B+C) |  |                 |
| (B)           | Total Public Shareholding (B) = (B)  | 2325                   | 1897200                | 780385                                       | 45.17  | 45.17                      |  |                 |
|               | (1)+(B)(2)   |                        |                        |  |  |                            |  |                 |
|               | TOTAL (A)+(B)  | 2351                   | 4200000                | 780385                                       | 100.00   | 100.00                     |  |                 |
| (C)           | Shares held by Custodians and against which Depository Receipts have been issued |                        |                        |  |  |                            |  |                 |
| 1             | Promoter and Promoter Group  | 0                      | 0                      | 0  |  | 0.00                       |  |                 |
| 2             | Public   | 0                      | 0                      | 0  |  | 0.00                       |  |                 |
|               | Sub-Total (C)  | 0                      | 0                      | 0  |  | 0.00                       |  |                 |
|               | GRAND TOTAL (A)+(B)+(C)  | 2351                   | 4200000                | 780385                                       | 100.00   | 100.00                     | 0  | 0.00            |

FOR UNIVERSAL STARCH-CHEM ALLIED LTD.

*[Signature]*  
COMPANY SECRETARY.



| Sr.No | Notes |
|-------|-------|
| 1     |       |
| 2     |       |
| 3     |       |
| 4     |       |
| 5     |       |
| 6     |       |
| 7     |       |
| 8     |       |
| 9     |       |




Page No: 5

FOR UNIVERSAL STARCH-CHEM ALLIED LTD.  
*[Signature]*  
 COMPANY SECRETARY.

(D)(b) Statement showing holding of securities (including shares, warrants, convertible securities) of persons belonging to the category "Promoter and Promoter Group"

| Sr. No. | Name of the shareholder        | Details of Shares held |                                   |      | Encumbered shares (*)   |                         |   | Details of warrants                   |   |  | Details of convertible securities |  | Total shares (including underlying shares assuming full conversion of warrants and convertible securities) as a % of diluted share capital |
|---------|--------------------------------|------------------------|-----------------------------------|------|---|-------------------------|---|---------------------------------------|---|--|-----------------------------------|--|--|
|         |                                | Number of shares held  | As a % of grand total (A)+(B)+(C) | No.  | As a percentage of grand total (A)+(B)+(C) of sub-clause (1)(a) | Number of warrants held | As a % total number of warrants of the same class | Number of convertible securities held | As a % total number of convertible securities of the same class |  |                                   |  |  |
| 1       | Chhatrasinh Nagosinh Rawal     | 10400                  | 0.25                              | 0.00 | 0.00  | 0.00                    |   |                                       |   |  |                                   |  |  |
| 2       | Chandrakumar J. Rawal          | 15000                  | 0.36                              | 0.00 | 0.00  | 0.00                    |   |                                       |   |  |                                   |  |  |
| 3       | Shantadevi Y. Jannadar         | 5700                   | 0.14                              | 0.00 | 0.00  | 0.00                    |   |                                       |   |  |                                   |  |  |
| 4       | Jayrajdevi Ranjitsingh Thakore | 5500                   | 0.13                              | 0.00 | 0.00  | 0.00                    |   |                                       |   |  |                                   |  |  |
| 5       | Prensinh Balesinh Patil        | 5000                   | 0.12                              | 0.00 | 0.00  | 0.00                    |   |                                       |   |  |                                   |  |  |
| 6       | Ranjitsingh Jaysinh Thakore    | 4000                   | 0.10                              | 0.00 | 0.00  | 0.00                    |   |                                       |   |  |                                   |  |  |
| 7       | Jaykumar J. Rawal              | 162666                 | 3.87                              | 0.00 | 0.00  | 0.00                    |   |                                       |   |  |                                   |  |  |
| 8       | Hansarani. J. Rawal            | 112700                 | 2.68                              | 0.00 | 0.00  | 0.00                    |   |                                       |   |  |                                   |  |  |
| 9       | Panchamna J. Rawal             | 244900                 | 5.83                              | 0.00 | 0.00  | 0.00                    |   |                                       |   |  |                                   |  |  |
| 10      | Rishikesh J. Rawal             | 38800                  | 0.92                              | 0.00 | 0.00  | 0.00                    |   |                                       |   |  |                                   |  |  |
| 11      | Shipra J. Rawal                | 3000                   | 0.07                              | 0.00 | 0.00  | 0.00                    |   |                                       |   |  |                                   |  |  |
| 12      | Vikrant Jaydeoosinh Rawal      | 3000                   | 0.07                              | 0.00 | 0.00  | 0.00                    |   |                                       |   |  |                                   |  |  |
| 13      | Vijayadevi P Rajput            | 2900                   | 0.07                              | 0.00 | 0.00  | 0.00                    |   |                                       |   |  |                                   |  |  |
| 14      | Jitendrasinh J. Rawal          | 595667                 | 14.18                             | 0.00 | 0.00  | 0.00                    |   |                                       |   |  |                                   |  |  |
| 15      | Jaydeoosinh J. Rawal           | 388567                 | 9.25                              | 0.00 | 0.00  | 0.00                    |   |                                       |   |  |                                   |  |  |
| 16      | Jaysinh Daulatsinh. Rawal      | 8800                   | 0.21                              | 0.00 | 0.00  | 0.00                    |   |                                       |   |  |                                   |  |  |
| 17      | Birakuwar Jaydeoosinh Rawal    | 108400                 | 2.58                              | 0.00 | 0.00  | 0.00                    |   |                                       |   |  |                                   |  |  |
| 18      | Nayankuwar Jitendrasinh Rawal  | 323300                 | 7.70                              | 0.00 | 0.00  | 0.00                    |   |                                       |   |  |                                   |  |  |
| 19      | Jayendrasinh K. Desai          | 63000                  | 1.50                              | 0.00 | 0.00  | 0.00                    |   |                                       |   |  |                                   |  |  |
| 20      | Sutbadrdevi Jaykumar. Rawal    | 108500                 | 2.58                              | 0.00 | 0.00  | 0.00                    |   |                                       |   |  |                                   |  |  |
| 21      | Kaipana Kirtipal Singh Gohil   | 51900                  | 1.24                              | 0.00 | 0.00  | 0.00                    |   |                                       |   |  |                                   |  |  |
|         | <b>Total</b>                   | <b>2261700</b>         | <b>53.85</b>                      |      |   |                         |   |                                       |   |  |                                   |  |  |



Contd On Next Page

FOR UNIVERSAL STARCH-CHEM ALLIED LTD.

*[Signature]*

COMPANY SECRETARY.



**(D)(b) Contd. From Previous Page**

|    |                               |                |              |  |      |  |      |  |  |  |  |  |  |  |  |  |  |  |          |
|----|-------------------------------|----------------|--------------|--|------|--|------|--|--|--|--|--|--|--|--|--|--|--|----------|
| 22 | Arjunsinh Thakore             | 200            | 0.01         |  | 0.01 |  | 0.00 |  |  |  |  |  |  |  |  |  |  |  |          |
| 23 | Jaychandra Agro Inds. Pvt.Ltd | 24000          | 0.57         |  | 0.00 |  | 0.00 |  |  |  |  |  |  |  |  |  |  |  |          |
| 24 | Jaysinha Financing P.Ltd      | 10500          | 0.25         |  | 0.00 |  | 0.00 |  |  |  |  |  |  |  |  |  |  |  |          |
| 25 | Rawal Trading Ent. Pvt.Ltd    | 5400           | 0.13         |  | 0.00 |  | 0.00 |  |  |  |  |  |  |  |  |  |  |  |          |
| 26 | Torannal Development P.Ltd    | 1000           | 0.02         |  | 0.00 |  | 0.00 |  |  |  |  |  |  |  |  |  |  |  |          |
|    | Total                         | 41100          | 0.98         |  |      |  |      |  |  |  |  |  |  |  |  |  |  |  |          |
|    | <b>TOTAL</b>                  | <b>2302800</b> | <b>54.83</b> |  |      |  |      |  |  |  |  |  |  |  |  |  |  |  | <b>0</b> |

(\*) The term "encumbrance" has the same meaning as assigned to it in regulation 28(3) of the SAST Regulations, 2011

FOR UNIVERSAL STARCH-CHEM ALLIED LTD.  
*[Signature]*  
 COMPANY SECRETARY




**(D)(c)(i) Statement showing holding of securities (including shares, warrants, convertible securities) of persons belonging to the category "Public" and holding more than 5% of the total number of shares**

| Sr. No. | Name of the shareholder | Number of shares held | Shares as a percentage of total number of shares i.e., Grand Total (A)+(B)+(C) indicated in Statement at para (D)(a) above) | Details of warrants     |   | Details of convertible securities     |  | Total shares (including underlying shares assuming full conversion of warrants and convertible securities) as a % of diluted share capital |
|---------|-------------------------|-----------------------|---|-------------------------|---|---------------------------------------|--|--|
|         |                         |                       |   | Number of warrants held | As a % total number of warrants of the same class | Number of convertible securities held | % w.r.t total number of convertible securities of the same class |  |
| 1       | N                       | I                     | L   |                         |   |                                       |  |  |
| 2       |                         |                       |   |                         |   |                                       |  |  |
| 3       |                         |                       |   |                         |   |                                       |  |  |
| 4       |                         |                       |   |                         |   |                                       |  |  |
| 5       |                         |                       |   |                         |   |                                       |  |  |
| 6       |                         |                       |   |                         |   |                                       |  |  |
| 7       |                         |                       |   |                         |   |                                       |  |  |
| 8       |                         |                       |   |                         |   |                                       |  |  |
| 9       |                         |                       |   |                         |   |                                       |  |  |
| 10      | N                       | I                     | L   |                         |   |                                       |  |  |

FOR UNIVERSAL STARCH-CHEM ALLIED LTD.  
*[Signature]*  
 COMPANY SECRETARY.

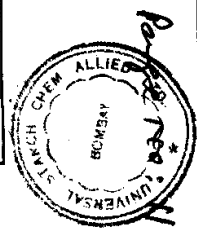




| (D)(c)(ii)   | Statement showing Shareholding of persons belonging to the category "Public" and holding more than 1% of the total number of shares |                  |  |
|--------------|---|------------------|--|
| Sr. No.      | Name of the shareholder   | Number of shares | Shares as a percentage of total number of shares {i.e., Grand Total (A)+(B)+(C) indicated in Statement at para (D)(a) above} |
| 1            | Chayasing Nayansing Rajput  | 196000           | 4.67   |
| 2            | Kishorebhai Desai   | 107000           | 2.55   |
| 3            | Ranjitsingh Shivaji Vaghela+ 2 Folios   | 102700           | 2.45   |
| 4            | Chainsingh Navalsing Rajput   | 98694            | 2.34   |
| 5            | Sarvadammansingh Ranjitsingh Vaghela  | 82000            | 1.95   |
| 6            | In & Out Marketing  | 70000            | 1.67   |
| 7            | Padmaben Desai  | 59000            | 1.41   |
| <b>TOTAL</b> |   | <b>715394</b>    | <b>17.03</b>   |

FOR UNIVERSAL STARCH-CHEM ALLIED LTD.  
*[Signature]*  
COMPANY SECRETARY.





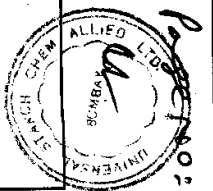
**(1)(d) Statement showing details of locked-in shares**

| Sr. No.      | Name of the shareholder | Number of locked-in shares | Locked-in shares as a percentage of total number of shares (i.e., Grand Total (A)+ (B)+(C) indicated in Statement at para (1) (a) above) |
|--------------|-------------------------|----------------------------|--|
| 1            | N                       | 1                          | L  |
| 2            |                         |                            |  |
| 3            |                         |                            |  |
| 4            |                         |                            |  |
| 5            | N                       | 1                          | L  |
| 6            |                         |                            |  |
| 7            |                         |                            |  |
| 8            |                         |                            |  |
| 9            |                         |                            |  |
| <b>TOTAL</b> |                         | <b>0</b>                   | <b>0.00</b>  |

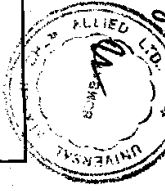
FOR UNIVERSAL STARCH-CHEM ALLIED LTD.  
*[Signature]*  
 COMPANY SECRETARY.

(11)(a) **Statement showing details of Depository Receipts (DRs)**

| Sr. No.      | Type of outstanding DR<br>(ADRs, GDRs, SDRs, etc.) | Number of outstanding<br>DRs | Number of shares<br>underlying outstanding DRs | Shares underlying outstanding DRs as a<br>percentage of total number of shares<br>{i.e., Grand Total (A)+(B)+(C) indicated<br>in Statement at para (1)(a) above} |
|--------------|--|------------------------------|--|--|
| 1            | N  | 1                            | L  |  |
| 2            |  |                              |  |  |
| 3            |  |                              |  |  |
| 4            |  |                              |  |  |
| 5            |  |                              |  |  |
| 6            |  |                              |  |  |
| 7            |  |                              |  |  |
| 8            |  |                              |  |  |
| 9            |  |                              |  |  |
| <b>TOTAL</b> |  | <b>0</b>                     | <b>0</b>                                       | <b>0.00</b>  |



FOR UNIVERSAL STARCH CHEM ALLIED LTD.  
*Agar S. Reddy*  
 COMPANY SECRETARY



Page No. 13

(III)(b) Statement showing holding of Depository Receipts (DRs), where underlying shares held by "promoter/promoter group" are in excess of 1% of the total number of shares

| Sr. No.      | Name of the DR Holder | Type of outstanding DR (ADRs, GDRs, SDRs, etc.) | Number of shares underlying outstanding DRs | Shares underlying outstanding DRs as a percentage of total number of shares i.e., Grand Total (A)+(B)+(C) indicated in Statement at para (I)(a) above) |
|--------------|-----------------------|---|---|--|
| 1            | N                     | I   | L   | 0.00   |
| 2            |                       |   |   | 0.00   |
| 3            |                       |   |   | 0.00   |
| 4            |                       |   |   | 0.00   |
| 5            |                       |   |   | 0.00   |
| 6            |                       |   |   | 0.00   |
| 7            |                       |   |   | 0.00   |
| 8            |                       |   |   | 0.00   |
| 9            |                       |   |   | 0.00   |
| <b>TOTAL</b> |                       |   | <b>0</b>                                    | <b>0.00</b>  |

FOR UNIVERSAL STARCH-CHEM ALLIED LTD.  
*[Signature]*  
 COMPANY SECRETARY.