

# Soma

Specialities Pvt. Ltd.

CATALOG 2019



## COMPANY VISION:

To Improve & simplify the art of cleaning through the science of manufacturing innovative machines to create a cleaner global environment.



## COMPANY PROFILE :

SOMA SPECIALITIES PVT. LTD. has been the pioneer in introducing mechanized floor cleaning and floor maintenance systems in India. The company is promoted by professionals with over 30 years of experience in the cleaning industry. In 1992, the company launched the first single disc rotary scrubber “CYCLON” & today is the market leader in this segment with over 6 models of rotary scrubbers to offer. Today, they have developed a wide range of products in-house that includes auto scrubber dryers, vacuum cleaners, power sweepers, mopping machines etc.

Excellent products, economical pricing & low maintenance along with a dedicated network of sales and service team across the country have been the hallmark of the company’s success in rugged Indian conditions. Behind these products is a team of dynamic professionals working on customer requirements, product development, production & quality control with a common goal – To be the best in the industry & to maintain the company’s leadership in the Indian market. Their technical team’s know-how has helped us introduce many firsts in the Indian Cleaning Industry which are at par with the global products in terms of durability, economics & most importantly user-friendliness.

## SINGLE DISC SCRUBBERS

### BELT DRIVE SCRUBBERS



FM - 240

#### FM-240

- India's 1<sup>st</sup> & highest selling floor machine since 1992
- Excellent for all types of floors
- Belt drive mechanism for silent operations
- Wide butterfly handle for better operator comfort and handling for long hours.
- Easy to operate, maintain & highly economical

Motor (HP)	Supply (V,Hz)	Scrubbing Width (mm)	Drive	Brush Speed (RPM)	Solution Tank (Ltrs)	Weight (Kgs)
1.0	230/50	380	Belt	240	10	38

### GEAR DRIVE SCRUBBERS



DELUXE



SUPER-17

#### DELUXE-15/ DELUXE-17/ SUPER-17

- Multipurpose & versatile machines for floor maintenance operations, carpet shampooing and floor polishing.
- Triple planetary gear transmission system for heavy duty performance.
- Low height motor for efficient cleaning underneath low spaces.
- Wide butterfly handle for better operator comfort and handling for long hours.
- Dual Capacitor CSCR motors for longer working life of motor
- Robust engineering and durable quality for long lasting machine life

Model	Motor (HP)	Supply (V/Hz)	Scrubbing Width (mm)	Drive	Brush Speed (RPM)	Solution Tank (Ltrs)	Weight (Kgs)
Deluxe-15	1.0	230/50	380	Gear	165	10	38
Deluxe-17	1.0	230/50	430	Gear	165	10	40
Super-17	1.5	230/50	430	Gear	165	10	46

### BRUSHES



Floor Brush



Carpet Brush



Pad Driver Disc



Ultra Hard Brush



Wire Brush

### PADS



Black



Green



Red



White



## SPECIAL APPLICATION SCRUBBERS

### MULTI SPEED SCRUBBERS



#### **SUPER-4**

- India's only single disc scrubber with a multispeed drive
- Most versatile machine with 4 speed change function for optimized output during each operation of floor maintenance such as scrubbing, floor polishing, carpet shampooing, stripping, waxing, buffing, scarifying etc.
- With one machine for multiple tasks, more economical than to have multiple machines for individual operations.
- Compatible to work on all kinds of floors.
- Triple planetary gear transmission system for heavy duty performance.
- Wide butterfly handle for better operator comfort and handling for long hours.
- Ideal for facilities management companies and hospitality industries etc.

Motor (HP)	Supply (V,Hz)	Scrubbing Width (mm)	Drive	Brush Speed (RPM)	Solution Tank (Ltrs)	Weight (Kgs)
3.0	230/50	430	Gear	120/150 200/300	10	48

### FLAME PROOF FLOOR SCRUBBERS



#### **FP-240**

- India's first and only flame proof floor scrubber machine
- Ideal for floor cleaning in highly inflammable areas
- Fitted with Flame proof compliant electrical components
- Belt drive mechanism for silent operations
- Suitable for all kinds of floor cleaning and maintenance operations such as scrubbing, scouring, stripping, scarifying etc.
- Compatible to work on all kinds of floors.
- Ideal for use in pharmaceutical plants, petroleum industries, chemical industries, paint shops, oil refineries etc.

Motor (HP)	Supply (V,Hz)	Scrubbing Width (mm)	Drive	Brush Speed (RPM)	Solution Tank (Ltrs)	Weight (Kgs)
1.0	400/50	380	Belt	240	10	48



## AUTOMATIC MOPPING MACHINE



### SUPREMO

- Revolutionary concept in cleaning floors by mopping
- Reduces consumption of water & chemicals by 90%
- Creates great savings in labour costs, chemical costs, water costs & time
- Increases personal hygiene & safety of operator by eliminating dirtying of hands
- Eliminates risks of injuries caused due to slipping on wet floors

### Microfibre Mop

Mopping Width (mm)	Squeegee Width (mm)	Solution Tank (Ltrs)	Recovery Tank (Ltrs)	Motor (W)	Suction (mmH <sub>2</sub> O)	Air Flow (m <sup>3</sup> /hr)	Supply (V/Hz)	Weight (Kgs)	Dimension (LxWxH) (cm)
600	815	9	14	1000	2200	170	230/50	20	67x63x50

## RIDE ON MOPPING SCOOTER

### CT3900

- Very easy to operate and maintain
- Highly efficient resulting in saving labour, time and cost
- Brushless Motor for long life and no maintenance
- Sealed and maintenance free batteries
- Air Filled tyres for operator comfort and better suspension
- Ideal for daily mopping & cleaning of large indoor floors such as shopping malls, airports, railways platforms, hospitals, factories, hotels, office buildings, service centres, industrial canteens, commercial premises with high levels of pedestrian traffic

### TECHNICAL SPECIFICATIONS

VOLTAGE(V)	4x12V/20 Ah
CLEANING WIDTH	900 mm
EFFICIENCY	≥9000 sqm/h
WORKING SPEED	5~6 km/h
TRANSPORT SPEED	15 km/h
CONTINUOUS DRIVE	>50 km
CLIMBING CAPACITY	≥ 20°
TRANSACTION MOTOR	350W (brushless motor)
TYRE	10" size, no track, without inflate
SPEED CONTROL	constant speed + adjust speed
PACKING	1300 x 640 x 1040 mm



## WALK BEHIND SCRUBBER DRYERS



### **PRO-430 / PRO-500**

- 2 models to choose from
- Excellent for heavy duty use in industrial shop floors
- Greater brush pressure for faster soil removal
- High vacuuming power for faster drying of floors
- V-shaped squeegee does not leave water behind even on turns
- Automatic vacuum shut-off when recovery tank is full
- Ergonomic Handle for operator comfort
- Designed for ease of serviceability
- Easy to maintain & designed for harsh local conditions



### **PRO-510 C/B**

- Available in cable & battery versions
- Exclusive parabolic squeegee system assures drying even at curves
- Skirting system prevents from water to splash outside
- Great manoeuvrability thanks to an optimum weight distribution
- Low noise 2-stage suction motor for efficient suction
- Brush replacement without tools
- Squeegee blade can be used on 4 sides before replacement
- Side opening recovery tank for ease of after sales service
- Easy to use control panel with switches and battery level indicator
- Recovery Tank Drain hose fitted in the bottom for 100% emptying of the recovery tank

Model	Scrubbing Width (mm)	Suction Width (mm)	No. of Brushes	Productivity (m <sup>2</sup> /hr)	Solution Tank Capacity (L)	Recovery Tank Capacity (L)	Power Supply (V)	Motor Power (W)	Vacuum Motor (W)	Brush Speed (RPM)	Suction (mmH2O)	Weight (Kg)	Dimensions (LxWxH) cm
PRO-430	430	810	1	1500	30	35	230	750	1100	165	2200	75	102X47X102
PRO-500	500	810	1	1750	30	35	230	1125	1100	165	2200	85	110X57X102
PRO-510C	508	850	1	1750	50	60	230	750	750	150	2200	90	123X52X96
PRO-510B	508	850	1	1750	50	60	24	550	550	150	2200	95	123X52X96

## RIDE-ON SCRUBBER DRYERS



**PRO-560**



**PRO-660**



**PRO-900**

- Huge tank capacity in minimum external space
- High quality and performance vacuum motor
- Inlet and outlet filters for solution tank protection
- Brush replacement without tools
- Brush head & Squeegee designed to absorb harsh impact
- SLS (Self Levelling System)
- Great manoeuvrability thanks to an optimum weight distribution
- Great visibility whilst working
- Floating skirting system prevents water from spraying outside
- Solenoid valve stops water from flowing down once the brush motor stops
- Light and smooth ergonomic steering for better operator comfort

Model	Scrubbing Width (mm)	Suction Width (mm)	Productivity (m <sup>2</sup> /hr)	No. of brushes	Solution Tank (L)	Recovery Tank (L)	Power Supply (V)	Max Speed (km/hr)	Weight (Kgs)	Dimensions (L x W x H) (cm)
PRO-560	560	1050	3600	1 (Disc)	75	80	24	6.0	110	1265x600x1030
PRO-660	660	1050	4200	2 (Disc)	95	100	24	6.0	150	1400x730x1120
PRO-900	864	1100	6200	2 (Disc)	150	160	36	10.0	588	1700x950x1500



## WET & DRY VACUUM CLEANERS



VAC 151

VAC 301



VAC 602

VAC 803



Vac 151 Tools



Vac 301/ 602/ 803 Tools

- Suitable for Wet & Dry Vacuuming
- 2-stage Powerful vacuum motor.
- High suction power & air flow for faster suction of dust & liquids
- Low noise in wet & dry category
- Head with anti foam system
- Trolley with tilting mechanism for VAC 602 & VAC 803
- Complete set of tools and accessories for all vacuuming applications

Model	Applications	No.of Motors	Max Power (W)	Supply (V/Hz)	Suction (mmH2O)	Air Flow (m <sup>3</sup> /Hr)	Tank Volume (L)	Tank	Noise Level (dB)
VAC 151	Wet/Dry	1	1000	230/50	2140	175	15	SS	65
VAC 301	Wet/Dry	1	1000	230/50	2350	190	30	SS	65
VAC 602	Wet/Dry	2	2000	230/50	2550	380	60	SS	68
VAC 803	Wet/Dry	3	3000	230/50	2550	575	80	SS	68

## BACKPACK VACUUM CLEANER



### ECO BACKPACK

- Increases vacuuming efficiency by 3-5 times compared to conventional vacuuming methods
- Reduces operator fatigue & disabilities
- Designed for cleaning in hard to reach areas
- Excellent for cabins, crowded offices, staircases & for cleaning of walls



STANDARD ACCESSORIES

Max Power (W)	Suction Power (mmH2O)	Air Flow (m <sup>3</sup> /hr)	Tank Capacity (L)	Weight (Kgs)
950	1800	170	5	5.5

# INDUSTRIAL VACUUM CLEANERS

## ACCESSORIES



Star Filter



Powerful Turbine Blower



Pressure Gauge



Tangential Inlet



Brake Wheels



Phase reversal switch



Sight Glass



IVC 1550  
IVC 3060

### IVC 1550 / IVC 3060

- Powerful single phase (IVC 1550) or 3-phase (IVC 3060) single stage turbine motor for suction which can be used in all places
- Motor mounted on top for compact design
- Designed for heavy duty & long hours of continuous usage
- Wide range of tools & accessories to choose as per vacuuming application
- Star shaped filter enables High filtration area
- Mechanical filter shaker for ease of operator
- Quick tank release for faster disposal
- Sight Glass to allow operator to check level of waste collected in collection tank
- Tangential inlet made of Die cast Aluminum
- Basket for easy placement of accessories
- Available in Stainless Steel Tanks version also



IVC SMALL EXTENSION PIPES



IVC SMALL CREVICE TOOL



IVC SMALL DRY TOOL



IVC SMALL WET TOOL



IVC SMALL PLASTIC TOOL



IVC 4080

### IVC 1550 / IVC 3060

- Powerful single stage 3-phase motor with blower assembly for suction which can be used in all places
- Designed for heavy duty & long hours of continuous usage
- Wide range of tools & accessories to choose as per vacuuming application
- Star shaped filter enables High filtration area
- Mechanical filter shaker for ease of operator
- Quick tank release for faster disposal
- Sight Glass to allow operator to check level of waste collected in collection tank
- Tangential inlet made of Die cast Aluminium
- Basket for easy placement of accessories



IVC LARGE AL PIPE



IVC BIG FLOOR TOOL



IVC BIG WET TOOL



IVC BIG SQUEEGEE



IVC BIG CREVICE TOOL



IVC 55120

Model	MaxPower (KW/HP)	Supply (V/Hz)	Air Flow (m <sup>3</sup> /hr)	Suction (mmH <sub>2</sub> O)	Tank Capacity (L)	Tank Material	Noise (dB)	Filter Surface (cm <sup>2</sup> )
IVC 1550	1.5 / 2.0	230 V/ 50 Hz	210	2050	50	MS/SS	64	18000
IVC 3060	3.0 / 4.0	400 V/ 50 Hz	320	2950	60	MS/SS	69	19500
IVC 4080	4.0 / 5.3	400 V/ 50 Hz	420	3160	80	MS/SS	70	25000
IVC 55120	5.5 / 7.5	400 V/ 50 Hz	530	3250	120	MS/SS	70	27000

## COLD WATER HIGH PRESSURE JET CLEANERS



### AR 613

- Triplex pump with ceramic pistons and connecting rod system
- Automatic by-pass valve with pump head pressure discharge
- Single-phase induction motor with thermal protection
- Pressure adjustment
- Pressure gauge
- Built-in detergent suction
- Electric cable length 5 m



**AR 767**



**AR 930**

### AR 767/ AR 930

- Two-wheel trolley unit with handle
- Triplex pump with ceramic pistons and connecting rod system
- Automatic safety valve with pressure shutoff at pump head
- Single-phase induction motor with thermal protection
- Pressure adjustment
- Pressure gauge
- Built-in detergent suction
- Adjustable detergent injector
- Electric cable length 5 m



**AR 797**



**AR 970**

### AR 797/ AR 970

- Two-wheel trolley with handle
- Triplex pump with ceramic pistons and connecting rod system
- Automatic safety valve with pressure shutoff at pump head
- Three-phase heavy duty motor with thermal protector
- Pressure adjustment
- Pressure gauge
- Built-in detergent suction
- Adjustable detergent injector
- Detergent tank capacity 2 l
- Power supply cable length 5 m

Model	Type	Pressure (Bar)	Flow Rate (L/hr)	Supply (V/Hz)	Absorbed Power (W)	RPM	Detergent Tank (L)	Weight (Kg)
AR 613	Cold	150	500	230/50	2500	2800	-	21
AR 767	Cold	130	600	230/50	2600	1450	2	34
AR 797	Cold	180	770	400/50	5000	1450	2	43
AR 930	Cold	150	630	230/50	3000	1450	-	50
AR 970	Cold	200	900	400/50	7400	1450	-	62



## HOT WATER HIGH PRESSURE JET CLEANERS



### AR 5850

- High performance piston pump with connecting rod system
- Automatic by-pass valve with pump head pressure discharge
- With safety pressure switch to shut down the boiler in case of lack of water
- Stainless steel vertical boiler with coil burner cooling function driven by independent motor, double coil and refractory cement bottom
- Heating boiler shut-down delay circuit
- Pressure adjustment built-in
- Fuel tank with drain plug (8 l)
- Thermostat
- Built-in detergent suction
- Water filter and fuel inlet filter
- Electric cable length 5 m



### AR 6970

- Triplex pump with ceramic pistons and connecting rod system
- Automatic by-pass valve with pump head pressure discharge
- Heavy-duty three-phase motor with thermal protector
- Remote control for total shut-down of high pressure cleaner
- With safety pressure switch to shut down the boiler in case of lack of water
- Stainless steel vertical boiler with coil burner cooling function driven by independent motor, double coil and refractory cement bottom
- Heating boiler shut-down delay circuit
- Pressure adjustment built-in
- Fuel tank with drain plug (14 l)
- Thermostat
- Built-in detergent suction
- Built-in detergent tank capacity 6 l
- Water filter and fuel inlet filter
- Electric cable length 5 m

Model	Type	Pressure (Bar)	Flow Rate (L/hr)	Supply (V/Hz)	Absorbed Power (W)	RPM	Detergent Tank (L)	Weight (Kg)
AR5850	Hot/Cold	150	600	230/50	3000	1450	-	83
AR6970	Hot/Cold	200	900	400/50	7400	1450	-	98

## UPHOLSTERY CLEANING INJECTION-EXTRACTION MACHINES



### SANTOEMMA SW15 / SW 30

- Heavy Duty extractor for professionals
- High waterlift vacuum systems provides excellent cleaning results and faster drying
- Optional wand for carpet cleaning
- Ideal for cleaning upholstery and insides of cars



### SANTOEMMA SW15 HOT

- Hot water enabled Heavy Duty extractor for professionals
- High waterlift vacuum systems provides excellent cleaning results and faster drying
- Instant water heating unit
- Enhances the cleaning result and reduces cleaning time by 50%
- Ideal for cleaning upholstery and insides of cars

Model	Max Power (W)	Supply (V/Hz)	Suction (mmH2O)	Air Flow (m <sup>3</sup> /hr)	Solution Tank Capacity(L)	Recovery Tank Capacity(L)	Pump (W)	Pump Capacity (L/min)	Pump Pressure (Bar)
SW15	1500	230/50	3000	180	14	14	70	1.5	4
SW30	1500	230/50	3000	180	30	30	70	1.5	4

## CARPET CLEANING INJECTION-EXTRACTION MACHINES



### SANTOEMMA SHARON BRUSH

- Self Contained extractor for carpet and hard floor cleaning
- Rotating Brush for deep cleaning of carpets
- Pull Back mechanism for more effective cleaning results
- High waterlift vacuum systems provides excellent cleaning results and faster drying
- Much higher performance in terms of area coverage
- Silent running motor
- Enhances the cleaning result and reduces cleaning time by more than 50%



### SANTOEMMA CHARIS ONE

- Self Contained Power Brush extractor for carpet and hard floor cleaning
- Rotating Brush for deep cleaning of carpets
- Pull Back mechanism for more effective cleaning results
- Larger Tanks and cleaning widths for covering larger areas quickly
- High waterlift vacuum systems provides excellent cleaning results and faster drying
- Much higher performance in terms of area coverage
- Silent running motor
- Enhances the cleaning result and reduces cleaning time by more than 50%

Model	Max Vacuum Power(W)	Suction (mmH)	Air Flow (m3/hr)	Cleaning Width (cm)	Brush Motor Power (W)	Coverage (m <sup>2</sup> /Hr)	Brush Speed (RPM)	Supply (V/Hz)	Solution Tank Capacity (L)	Recovery Tank Capacity (L)	Pump Capacity (L/min)	Pump Pressure (Bar)
SHARON BRUSH	1500	3000	180	27	90	120	600	230/50	12	12	1.3	4
CHARIS ONE	1500	3400	180	40	120	250	600	230/50	35	35	4.5	9

## SWEEPING MACHINES

### WALK BEHIND MANUAL SWEEPERS



#### MS 920

- Highly economical machine for daily sweeping
- Dual side brushes for larger sweeping width and faster cleaning
- No power or fuel required for operation
- Light weight & easy to transport
- Ideal for sweeping in small or narrow areas such as warehouses, car parks, petrol pumps, pavements, yards etc.

Total Sweeping Width (mm)	Maximum Coverage (m <sup>2</sup> /hr)	Hopper Capacity (L)	Weight (Kg)
920	1850	40	23

### RIDE ON SWEEPER



PB 135



PB 155

#### PB 135/ PB 155

- High Power brushless motor for stronger power and longer life of motor
- Gear-driven directional system increases cornering flexibility, reduces corners and facilitates operation
- Patented electric rear axle equipped with a differential system for enhanced vehicle stability
- Patented adjustable damping system reduces bumpiness of the vehicle
- Increased wear resistance of the bristles increases life of brushes and reduces consumables cost
- Easy to use control panel
- Dust filter replacement without tools
- Maximum protection against impacts
- Overload undervoltage protection device



PB 210

#### PB 210

- Comprehensive cleaning function with four side brushes
- All steel welded body frame for solidity and durability
- High Power brushless motor for stronger power and longer life of motor
- Huge hopper capacity
- Main brush pressure adjustment
- Built-in powerful vacuum system, a powerful cleaning system and efficient filtration system, sweeping is very effectively done
- Great visibility whilst working
- Longer working hours possible due to powerful battery
- Stronger climbing ability

Model	Max Sweeping Width (mm)	Main Brush Width (mm)	Side Brush Width (mm)	Productivity (m <sup>2</sup> /hr)	Dirt Container Volume (L)	Power Supply	Battery Running Time (Hr)	Filter Surface (m <sup>2</sup> )	Max Speed (km/hr)	Weight (Kg)	Dimensions (L x W x H) (mm)
PB 135	1350	700	500	8770	135	Battery 36 V	4~5	4.3	6.5	490	1700x1200x1350
PB 155	1550	700	500	10500	220	Battery 48 V	4~5	8.6	6.5	590	1930x1450x1450
PB 210	2100	800	500	13800	260	Battery 48 V	4~5	8.6	6.5	990	2200x2320x2000



## FLOOR POLISHING MACHINES



**CYCLON MAX - 75**

### MARBLE/ GRANITE POLISHING MACHINE CYCLON MAX - 75

- Performs lipping, grinding & honing and all other floor restoration operations efficiently
- Features triple planetary high torque transmission system
- Excellent machine for continuous & heavy duty jobs
- Increases productivity by upto 6 – 10 times compared to conventional polishing machines
- Ideal for polishing & restoration of all natural floors especially marble & granite

Model	Motor (HP)	Supply (V/Hz)	Scrubbing Width (mm)	Drive	Brush Speed (RPM)	Solution Tank (Ltrs)	Weight (Kgs)	Additional Weight (Kgs)
MAX-75	3.0	230/50	430	Gear	165	10	75	30

### CONCRETE POLISHING MACHINES 550-3D/600-4I



**550-3D**

**600-4I**

- Heavy duty machines for polishing concrete and all kinds of hard floors
- Automatic pressure & level adjust system to ensure good smoothness & stable operation
- High motor power for longer hours of grinding with ease.
- Speed regulation to ensure optimum speed for grinding operations
- Can be equipped with vacuum equipment to achieve dry & wet working mode
- Easy & fast to change abrasives & compatible with different types of abrasives pads


#### DRAWING



Collapsible handgrip



Available for many kinds of abrasive pads



Separable design



Convenient to carry



Planetary Abrasive Plate



Available for many kinds of abrasive pads



Collapsible handgrip



Additional Weight




Separable design



Concentrate controller



Convenient to carry




Multi-Function convert block

Model	Operation width (mm)	Grinding Disc	Grinding Disc Speed (RPM)	Motor Power (HP)	Power Supply (V)	Weight (Kg)
550-3D	550	230mm*3	450–1680	5.5	380-440	165
600-4I	600	320mm*4	350–1680	10.0	380-440	235

## FLOOR POLISHING PADS

**KGS DIAMOND**, with its headquarters in Switzerland, is the world's leading manufacturer of flexible diamond abrasives since 1952. It has more than 65 years of innovation, KGS DIAMOND is the Proud Manufacturer of Swiss Diamond Technology® and is active Worldwide. KGS promotes chemical free concept! KGS has produced a range of diamond polishing pads that work exceptionally well under a wide range of machines and on a wide range of floors using just water! Protect the environment! Forget about complex and unsafe systems.



### KGS SPEEDLINE MM-2A

Speedline MM-2A series is a 5-step sequence of resin bond diamond polishing disc ideal for stone polishing professionals. Long life and excellent gloss levels can be achieved without the use of any chemicals. In just 5 steps as compared to the conventional 8 step process, marble can achieve superior finish compared to any other diamond polishing pads. When combined with Flexis® Cream #8000 pad for the last step, it gives a mirror finish wet look on the floors.



### KGS FAST RENOVATION SYSTEM

This is the perfect tool combination for natural stone floor renovation. Powerful aggression of KGS Speedline® MM-2A and superior finishing capabilities of KGS Flexis® FF create the fastest system renovation for marble and soft stone floor.

Steps 1 to 3 Speedline® MM-2A for fast and efficient polishing Steps 4 to 6 KGS Flexis® for perfect finishing without use of any harmful chemicals

### FLEXIS® PADS WITH FERRZON®+ INSIDE

The biggest and most abused floors are no barrier for FLEXIS® pads for floor as they are the ultimate solution on daily floor cleaning and polishing due to their unique technical properties. Designed, engineered and tested for the very best results. Increase your efficiency, reduce costs and make your work easier!

**KGS FLEXIS®** pads have unique FERRZON®+ technology which optimize your results using almost any type of floor cleaning machine. FERRZON®+ is based on microscopic crystals designed and produced specifically for cleaning and polishing, delivering high performance!

These pads are available in 17" sizes making them suitable for most single disc scrubbers and scrubber dryers.

### Benefits of FLEXIS® PADS WITH FERRZON®+ INSIDE

- Longer Life – Works at least 2.5 times longer than other products
- Less Passes, Less Time – Works twice as fast than other products.
- Thicker Pads – 20 mm thickness gives longer life
- Open Weave design provides self cleaning properties
- Green Floors – With no requirement of chemicals to get mirror shine on floors, FLEXIS® Pads promote eco- friendly floor polishing methods



<b>FLEXIS® Red Pad</b>	<b>Grit # 400</b>	Coarse Pad for normal surface cleaning and renovatio
<b>FLEXIS® Blue Pad</b>	<b>Grit # 800</b>	Medium Pad for light cleaning and produces and economical light reflective finish
<b>FLEXIS® Yellow Pad</b>	<b>Grit # 1500</b>	Fine pad for polishing. Produce a clear reflective shine
<b>FLEXIS® Green Pad</b>	<b>Grit # 3000</b>	Very fine pad serves two functions. Firstly, it will finish off the 4-step preceding process and secondly, if used daily, it will maintain and improve the polish shine. Can be used wet or dry.
<b>FLEXIS® Cream Pad</b>	<b>Grit # 8000</b>	Gives the surface a deep polish shine also called "Wet Look Shine". If used daily, in combination with or without the FLEXIS® Green Pad, it will maintain and improve the deep polish shine

## FLOOR POLISHES - KRYSTAL SHIELD

Krystal Shield is a pioneering hard surface care product with its innovative “Physical Crystallization” system to avoid the drawbacks of the traditional crystallization, lock the unstable molecules and fill the tiny pores and cracks. It achieves excellent polishing and protective performance in the natural stones, artificial stones, polished tiles etc., while also providing high hardness and wear resistance, waterproofing, non-slip and antifouling to form a crystal and bright protective shield on the stone surface.

- **Crystal Lustre highlights the floors** – Rich and fine crystal particles arrange closely so that crystal film is faster and light transmission is higher. This highlights the natural texture and gorgeous colour of the stone.
- **Incomparable high strength and wear resistance** – Krystal Shield contains hard materials so that the formation of protective film is hard, resistant to trample & washable. It can give long lasting protection to the floors, much higher than common wax and general crystallizing material.
- **Resistance to slips and stains** – The surface of Krystal Shield is hydrophobic, not only resistant to ink, juice, sewage, but also against the oxidation or decomposition by general acid or alkali detergents present in traditional crystallizing material



### KRYSTAL SHIELD BLUE

Blue Shield is for Stone and Polished tile; with the action of the thermal force of the crystallizing machine and 3M white pad or nano pad, the Blue Shield can uniformly penetrate into the gaps of stone and polished tile molecules and then solidify into a high-strength rigid transparent protective layer, just like forming a crystal shield on the surface of granite. It enjoys powerful properties against dust, acids, alkalis, scratches and stains and has excellent self-cleaning properties

**Range of Application :** All kinds of polished tiles, granite, quartz stones, microcrystal stones, ceramic tiles, marble, artificial marbles etc.



### KRYSTAL SHIELD GREEN

Green Shield for marbles: with the action of the thermal force of the crystallizing machine and steel wool or 3M white pad, the Green Shield can uniformly penetrate into the gaps of marble molecules and then solidify into a high-strength rigid transparent protective layer, just like forming a clear and glossy crystal shield on the marble surface. It enjoys powerful properties against dust, acids, alkalis, scratches and stains and has excellent self-cleaning properties


**Range of Application :** All kinds of marbles, terrazzo, concrete etc.



**Black Granite**



**Granite**



**Marble**



**Terrazzo**



**Concrete Floors**



**Vitrified Tiles**



## FLOOR MAINTENANCE CHEMICALS



### SWIFT DEEP FLOOR CLEANSER

Containing a variety of active agents, it is a mild formula. It can remove the surface stains without leaving any scratches. It gives excellent results in cleaning dark lines along the grouts/ joints on the floors. It can be used for tiles, ceramic stones, artificial stones, granite and marble floors



### SR SANDSTONE REINFORCING CONSOLIDATOR

It is suitable for soft stone and high water absorption stone as it locks the natural minerals in the stone firmly thereby reducing the loss of calcium carbonate ion in stone. Therefore, it significantly strengthens the hardness of stone material and improves the waterproofing properties of the stone.

**Range of application :** All kinds of sandstone, ash wood grain, yellow wood grain, white sand and cream coloured stone, terrazzo.



### GR BLACK STONE CRYSTAL REINFORCING PASTE

This is a unique polishing liquid containing proprietary silica fluoride which creates a reflective crystal surface on granite. It provides excellent gloss on dark coloured stones and improves the colour and beauty of the stone.



### BETON SHINE

A unique formula of water embellish and brightness, it can solve the difficulties of dry surface, colour difference and brightness after concrete and terrazzo sealed curing, moisten and protect the floors.

## CLEANING ACCESSORIES & EQUIPMENTS



SINGLE BUCKET MOP WRINGER TROLLEY



DOUBLE BUCKET MOP WRINGER TROLLEY



HOUSEKEEPING TROLLEY



MICROFIBRE PADS



DRY / WET & DRY VACUUM MOTORS



VACUUM HOSES (STEEL WIRE REINFORCED)



The logo for Soma Specialities Pvt. Ltd. features a stylized purple and blue wave graphic to the left of the company name. The word "Soma" is in a large, bold, purple font, and "Specialities Pvt. Ltd." is in a smaller, bold, purple font below it.

# Soma Specialities Pvt. Ltd.

108, Vardhman Complex,  
LBS Marg, Vikhroli (W),  
Mumbai - 400 083.  
INDIA

Tel : +91-22-2578 6895  
TeleFax : +91-22-2579 3034  
E-mail : [somaspec@vsnl.com](mailto:somaspec@vsnl.com)  
Web : [www.somaspecialities.com](http://www.somaspecialities.com)



- All rights reserved. Violators will be prosecuted
- Technical specification and aesthetics are subject to change without prior notice due to continuous product improvement