

# Maptrons

## All Products List



## Mini Kits Prices & Sample Label designs

# Household Products Kits

- ❖ **Acid Free Toilet Cleaner - Kit 2500 Rs. to make 50 to 65 ltr**
- ❖ **Organic Magic Powder Cleaner Kit - 2500 Rs. 10 kg powder**
- ❖ **Multi Surface Cleaner Kit - 1000Rs. to make 40 Litres**
- ❖ **Branded Handwash Kit - 1500 Rs. to make 16 Litres**
- ❖ **Powder to liquid Handwash Kit - 2500 Rs. to make 75 litres**
- ❖ **Neemyl Organic Floor Cleaner - 3400 Rs. to make 250 Litres**
- ❖ **Liquid Detergent Kit - 2100 Rs. to make 30 Litres**
- ❖ **Liquid Neel Kit - 1250 Rs. to make 102 Litres.**
- ❖ **Glass Cleaner Kit - 1800 Rs. to make 200 Litres**
- ❖ **Dishwasher Gel Kit - 1400 Rs. to make 20 Litres**
- ❖ **Copper Brass Cleaner(pitambar) - 2000 Rs. to make 18 ltr**



# Cosmetics & Personal Care Products

**Hibiscus Massage Gel Kit - 800 Rs. to make 3 Kg**

- ❖ **Tulsi Massage Gel Kit - 800 Rs. to make 3 Kg**
- ❖ **Gold Facewash Kit - 600 Rs. to make 3 Kg**
- ❖ **Herbal Bleach Kit - 600 Rs. to make 2 Kg**
- ❖ **Aloevera Gel Kit - 590 Rs. to make 3 Kg**
- ❖ **Shikakai Herbal Shampoo Kit - 560 Rs. to make 3 Kg**
- ❖ **Branded Shampoo Kit - 1180 Rs. to make 10 Kg**
- ❖ **Body Lotion moisturiser Kit - 590 Rs. to make 2 kg**
- ❖ **Fairness Cream Kit - 590 Rs. to make 1.5 kg**
- ❖ **Petroleum Jelly Kit - 1180 Rs. to make 2 Kg**

**Tulsi Chandan Facepack Kit - 650 Rs. to make 500 gms**

# Medicare Products

- ❖ **ECG & Ultrasound Gel Kit -  
6000 Rs. To make 250 kg**
- ❖ **Chill Packs hot/cold gel -  
15000 Rs. To make 450 kg**



# Label Design Ref. Samples

## ULTRASOUND GEL 250 ml Bottle

**MAPTRON'S®**



**ULTRASOUND**

**TRANSMISSION GEL**

**5 Litre**

### **ENABLING TECHNOLOGY FOR BETTER CONDUCTIVITY**

- Ideal coupling medium for ultrasound transmission and Doppler etc.
- Non greasy, water soluble and hypo allergenic.
- It is Stain free, non irritating, non toxic.
- Suitable for both short & Long term monitoring.
- Remove with towel or tissue paper after use.

Batch No :

Mfg. Date :

M.R.P ₹ :

Exp. : 2 Years from Mfg. Date

**FOR EXTERNAL USE ONLY**

There is no cosmetic or Medical use



Manufactured By :

**Maptron Formulation**

email : maptronformulation6666@gmail.com



# ECG Gel Jar

5000 ml.

## MAPTRON'S® ECG JELLY ELECTRODE JELLY



- Ideal conductive medium for ECG, Cardiac, Monitoring EEG, Bio Feedback, Physiotherapy etc.
- Highly transparent Viscous Jel ensures good conductivity
- Non corrosive Non Greasy and Easily Remove with towel or tissue paper

B. No. : MFE

Mfg. Date :

Exp. : 2 Years from Mfg. Date

M.R.P. Rs. 550/-

FOR EXTERNAL USE ONLY

There is no cosmetic or Medical use

5000 ml. when packed



Manufactured by :

**Maptron Formulation**

# Maptrons

## Gel Processing & Stirrer Machine

### Cost Price - 18,000 Rs.

Including Gst & shipping

#### Specification:-

Capacity-  
100 to 150 litre

RPM-1425

Power- 0.25 hp


Single phase  
power connection

Frequency-50Hz

W.- 180

V.- 230

Motor warranty  
1Year





# Neemyl Organic Floor Cleaner

**This Herbal formulated  
Neem Floor Cleaner  
Kills 99% Germs**

**It's strong Citronella,  
Lemongrass Fragrance  
Keeps Mosquitoes Away**



Organic

# Neemyl



**How to Use :-**

**Take 20 ml Neemyl in  
half bucket water for  
mopping on floor,  
Useful when used  
2 -3 times a day.**

**Mfg & Mkt by -**

**You Firm name & address**

**Batch no. 01-J-N**

**Date of Mfg :- 10/07/18**

**MRP :- 60 /- Rs.  
(Inclusive of all taxes)**

**Best Before 2 yrs. from mfg**

**Comes in Packs of**

**1 Litre**

**5 Litre**

**20 Litre**

**The All Natural Herbal Disinfectant**

## **FLOOR CLEANER**

**Made from Pure Essential Oils of**

**'Neem' 'Citronella'**

**'Lemongrass' and 'Peppermint'**

## **Powerful Mosquito & Insects Repellent**

**Keeps Your Home Clean & Mosquito Free**

**Made with  
Pure Herbal  
Ingredients.  
"No chemical used"**



# Branded Handwash

*Maptrons  
Natural Handwash*



*Maptrons  
Antibacterial  
Natural Handwash*





# Powder to Liquid Handwash Bottle



**INGREDIENTS**

- Reetha extract- foaming agent 29%
- Aloe barbadensis extract 15%
- Neem - Antibacterial extract 11%
- Tulsi extract- Antioxidant 9%
- Rose Petals extract perfume 2%
- Foam-Base powder 42% , edible food color 2%

Life is complicated. *Washing your hands should be simple.*  
No dyes, no synthetic fragrances, no triclosan, no phthalates.  
Just a gentle, plant-based formula that does what it's supposed to do.  
**Enjoy.**

**It's Natural:**  
Herbal  
Biobased Product

**How To Make it ?**  
Step.1- Take water 300 ml  
Step.2- Add 10 gm aloereetha extract & Mix it. Done!

**There is no Cosmetic or Medical use**

Mfg by: Maptrons, Indore M.P  
Mkt by :  
Batch no. :  
Date of mfg :  
MRP : 20 /-Rs.(inclusive of all taxes)  
Best before 2 years from mfg

Leave it for 2-3 hours  
for best results

**Net Quantity :  
10 Gms**

**FP0**  
7 32913 22930 7  
0 000000 000000



# Powder to Liquid Handwash Pouch

Made from  
Organic Plant-based  
Ingredients

Reetha extract  
Aloe vera extract  
Neem antibacterial  
Tulsi leaf extract  
Rose natural aroma  
Natural color  
Mint Leaves extract  
Citrus fruits extract



Chemical free



No Artificial  
Fragrance



Vegan



100% Organic



एक राष्ट्र एक पहचान



Make in India

Just a Gentle,  
Plant based Formula  
To protect your hands  
from germs & leaves  
Your Skin Feeling Soft.

₹15/-  
make  
300 ml

Refill pack

**Powder To Gel**

**MAGIC  
HANDWASH**

**Organic plant based formula**



Refill pack

**Powder To Gel**

**Magic  
Handwash**

Manufactured by :

Net content: 10 gm

Use Before- 12 months from mfg

B.No: (B), MRP(inc of all taxes)

Packed on ## (see this side)

## HOW TO MAKE ?

1. Take 300 ml water
2. Add 10gm  
Aloereetha powder
3. Mix it for 10 min.

**DONE ! Ready to use**



# Liquid Detergent






# Liquid Detergent Back label

## A CLEAN YOU CAN TRUST

Caring. It's what we do. Caring for your family, the planet and all of its residents. That includes the orangutan on the front of this bottle. By making responsible sourcing choices like supporting sustainable palm oil production and the management of healthy forests, **Maptrone** helps protect and maintain healthy habitats for the animals that depend on them.

Join us in nurturing the health of the planet




Our Free & Clear hypoallergenic formula is dermatologist tested and made for baby's sensitive skin.

### WHAT'S INSIDE OUR SAFE & EFFECTIVE FORMULA

Ingredients Disclosure :-



- Natural Surfactant From Reetha (Soapnuts) - 30%  
(A Biodegradable Cleaning & Foaming Agent)
- Natural Surfactant Quallaja Saponaria Extracts - 21.3 %  
(Naturally Derived soap from soap bark trees)
- Natural Surfactant Yucca (perennial shrub) extract ~13.7%  
(Natural Soap derived from soap roots)
- Glycerine, Enzyme stabilizer - 1% - 3 %
- Gel Base, thickening binding agent - 1%
- Sodium chloride, viscosity modifier - 1%
- Aqua Diluent - 30%




### HOW TO USE

Follow garment care label instructions. **PRETREAT:** Pour onto stained fabric, rub gently and soak. **MEASURE:** Line 2 (1.5 oz / 44 mL) for medium loads; to line 4 (2.2 oz / 65 mL) for heavily soiled or larger loads. **WASH:** Use dispenser for HE washers. For standard washers, start machine, add detergent, then clothes. Contains 33 loads as measured to medium dose. Septic Safe

Keep out of reach of children. If product gets into eyes, flush thoroughly with water. If swallowed, drink plenty of water.




### ABOUT OUR PACKAGING



This bottle is made from

**100%** recycled plastic (excluding colorant)



Empty & Recycle Cap  
PLASTIC BOTTLE

**MFG Dt.**

**Batch no.**

**MSP - 88 Rs. (inc tax)**

**EXP Dt. - 2 years from mfg.**

**500 ml Bottle**



# Multi Surface Bathroom Cleaner

**NEW**



Organic

## Organic Multi-Surface Bathroom Cleaner

Removes tough water stains  
Powerfully cuts grease  
Organic Citrus Formula  
Fast Performance  
Safe on Hands



Fresh Citrus Deodorizes and  
Leaves your Bathroom  
Smelling Fresh For Long !

Works on Multiple surface Effective on  
Glazed Tiles, Chrome, fiberglass, Plastic,  
Marble, Glazed Porcelain, Brass fittings.

Does Not Contains Acid

Net Weight - 500 ML

Natural Citrus Disinfectant (brand name)  
Works in seconds to remove heavy stains,  
Oil, grease, dirt & grime & leaves behind  
A brilliant shine !

### Directions For Use :-

Spray until thoroughly wet on effected surface.  
Leave it for 30 seconds, and wipe it. For heavily soiled  
surfaces, agitating with cloth will be affective.



### Active Ingredients :-

Glaxicol Past  
(Organic compound),  
Citrus aurantifolia lime,  
Natural cleaning agents,  
food colors, Aqua(water)

Manufactured by:-

Address-

PKD & Date of Mfg -

Batch No. -

Net Weight- 500 ML

MRP - 65/- Rs.

(Inclusive of all taxes.)

Expiry - 2 years from mfg dt.





# Liquid Neel



## Maptrons Liquid Neel A Brand YOU CAN TRUST

For more than 25 years, we've been thoughtfully formulating safe & effective plant-based products that work. Really well.

Based in **India**, we're proud to be a Certified B Corporation. B Corps are certified to be better for workers, better for communities, and better for the environment.

Join us in nurturing the health of the *Environment*.

**Our Free & Clear hypoallergenic formula is dermatologist tested.**

### WHAT'S INSIDE OUR SAFE\* & EFFECTIVE FORMULA

Violet Blue - whitening agent - 0.2%

Dry Vinegar -dispersion agent - 0.01%

Water - Diluent - 99.8 %



NOT TESTED  
ON ANIMALS



NO ANIMAL  
INGREDIENTS

### ABOUT OUR PACKAGING

Empty &  
Replace Cap



PLASTIC  
BOTTLE

how2recycle.info

This bottle is  
made from  
**100%**  
recycled plastic  
(excluding colorant)

Date of mfg:

Date of expiry: 2 years from mfg

Batch no:

MRP inc of all taxes :

Marketed by :



22701-4

Comes in variable packing according to your need - 65 ml, 100ml, 150ml, 250ml



# Liquid detergent poly packs



**Maptrons  
Organic  
Laundry Detergent**





# Organic Dishwasher Gel



***Maptrons***  
***Organic Dishwash***



# Organic Dishwasher Gel

**NEW**  
**Brand Name**

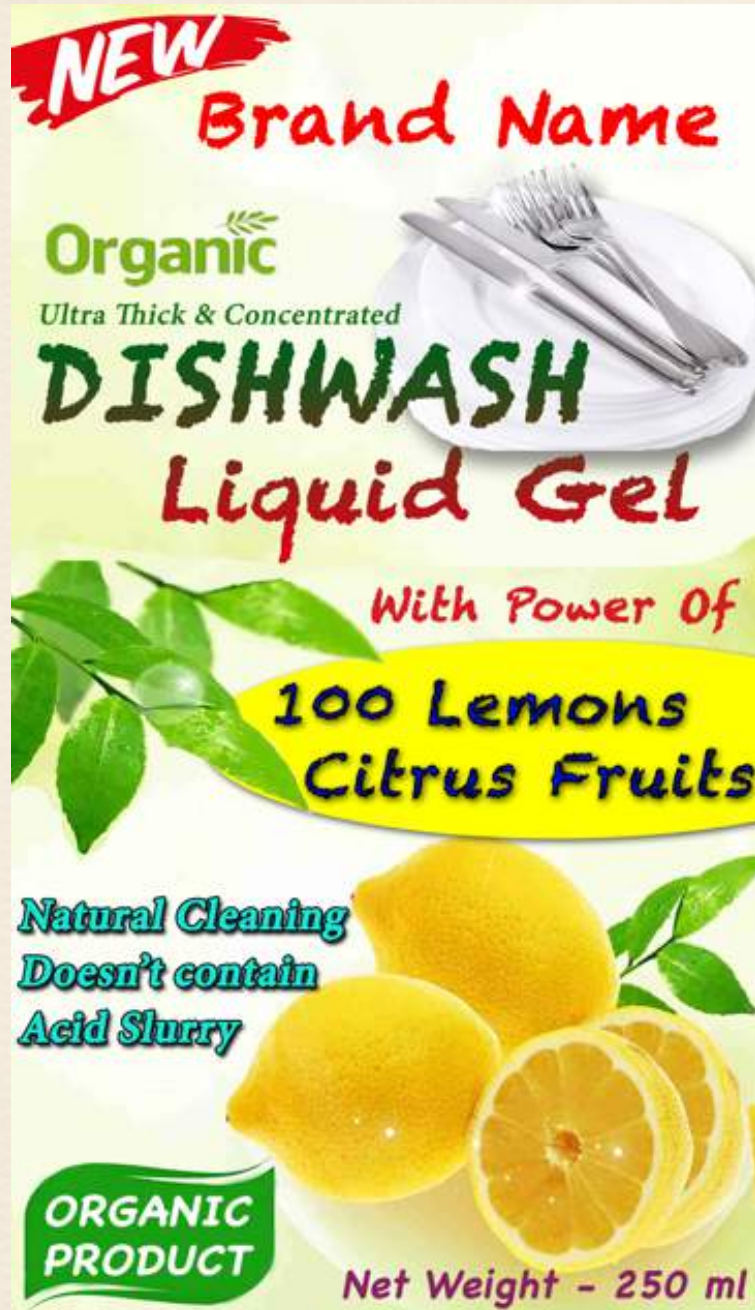
**Organic**  
Ultra Thick & Concentrated  
**DISHWASH**  
**Liquid Gel**

With Power Of  
**100 Lemons**  
**Citrus Fruits**

**Natural Cleaning**  
**Doesn't contain**  
**Acid Slurry**

**ORGANIC**  
**PRODUCT**

**Net Weight - 250 ml**



"Brand Name" is an organic, Naturally derived ultra concentrated thick Dishwash Liquid Gel. Our unique Plant based formula is designed to cleans & remove oil stains & grease from utensils. Does not contains any acid or acid slurry based.

## **Safe & Effective Ingredients :-**

Organic alpha foam, Aqua(water), plant derived cleaning agents (Quallaja saponaria), sodium thickner, cleaning enhancer (corn starch derived), essential oils & botanical extracts, Citrus aurantifolia (lime), Citrus lemon Osbeck (nimbu), food colors, scrubbing powder. biodegradable preservatives.

## **Key Features for Organic Dishwash Gel :-**

1. With fresh and long-lasting Natural Citrus fragrance.
2. Eco-friendly, healthy, you can use them safely.
3. Totally safe for skin & eyes.
4. Powerful grease removal.
6. Softens hands when doing dishes.
7. pH neutral, non toxic, Non- irritating.

## **Directions for us :-**

Squeeze bottle once to dispense liquid gel. Add water and apply.

Manufactured by :-  
address \_\_\_\_\_

Net weight :- 250 Ml

MRP :- 45/- Rs.

(inclusive of all taxes)

PKD & Batch no. \_\_\_\_\_

Expiry :- 2 years from dt. of mfg.





# Toilet Cleaner Powder Pouch



**FRESH TOILET FOR ₹25/-**

**Organic KLEENEX**

**Magic Foaming TOILET CLEANING POWDER**

**With Freshness of Camphor**

**Removes Toughest Stain**

**Kills 99% Germs**

**Organic KLEENEX TOILET CLEANING POWDER**

**MIX BOTH POWDER IN A PLASTIC OR GLASS BOWL TO USE**

**Organic Kleenex with 4 functions**

1. HYGIENIC CLEAN KILLS GERMS
2. LIMESCALE PREVENTION
3. FRESH FRAGRANCE OF CAMPHOR
4. REMOVES TOUGHEST STAINS EASILY

**Usage Instructions :**  
To be used BOTH ON WESTERN & INDIAN TOILET

**Step 1.** Spread Water on the surface.  
**Step 2.** Spread Kleenex Powder as it is concentrated spread only 2-3 gms for single usage.  
**Step 3.** Scrub it a little with brush.  
**Step 4.** Clean it with fresh water. Done!

**INGREDIENTS :** ORGANIC GLAXICOL PASTE, Dry Vinegar, Camphor, Foambooster

Net Wt. : 40 g.  
M.R.P. Rs. : 25/- (Incl. of all taxes)  
Pkd. On :  
Batch No.:  
Manufactured By :

**PRECAUTION :** IN CASE OF CONTACT WITH SKIN, WASH WITH PLENTY OF WATER. IF SKIN IRRITATIONS OCCURS, Get medical advice/attention. In case of contact with eyes, rinse cautiously with water for several minutes.

**BEST BEFORE 18 MONTHS FROM THE DATE OF MANUFACTURE**



# *ingredients* **GLOSSARY**

**With Making Process Details**





**Neemyl Advanced**  
**Raw Material Kit To Make 250 Litres**  
**@ 3400 Rs.**

**(Including Shipping & GST 18%)**

**INGREDIENTS IN THIS KIT :-**

- 1. Neemyl Herbal Tincture - 1.5 Litre**
- 2. Neemyl Thickner Powder - 2 kg**
- 3. Green Color - 2 gms**

**PROCESS TO MAKE 25 litres batch**

**Step 1. Take empty plastic container of capacity 25-30 litres**

**Step 2. Add Water 25 litres in it.**

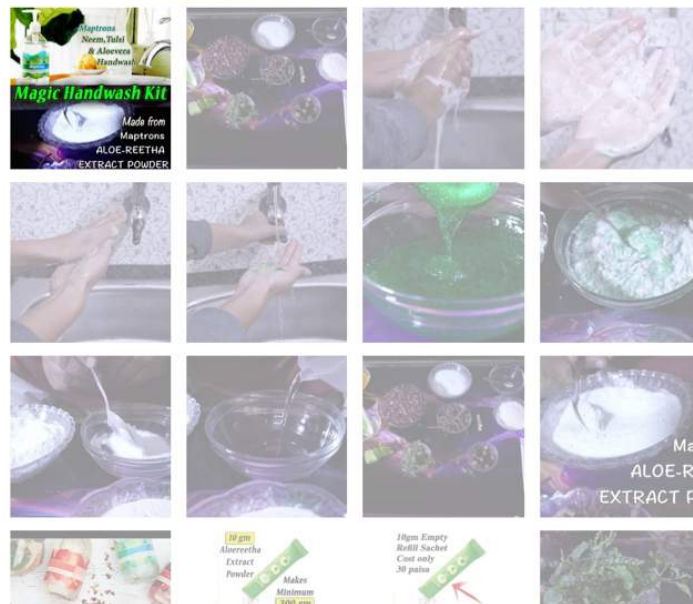
**Step 3. Insert Mixing machine or stirrer in it.**

**Step 4. Add 150 ml Herbal tincture & mix with machine.**

**Step 5. Add Thickner powder 200 gm & mix it until homogenous. Step 6. Add green color according to your requirement.**

**Step 7. Fill in the bottles 1 litre or half litre & stick labels. Done, Herbal Neemyl is ready to Sell !**

**With same ratios you can make batch of 250 litres also.**



₹2,200.00 **₹2500.00**

## Aloe-Reetha Extract Powder – 2.5 Kg To Make 75 Kg Magic Handwash

Made From Pure Organic Extracts of

Neem, Alovera, Tulsi, Rose & Reetha

Get Your Kit Delivered at your doorstep

NOW VIA FREE SHIPPING

Make your 1 kg Handwash only @ 26 Rs.

Including shipping & Gst

1

Add to cart

### PROCESS TO MAKE:-

1. Take Water 300 gm
2. Add Aloereetha extract powder 10 gm
3. Mix It & Leave for 1-2 hours.
4. DONE Ready to use !

**This Kit Contains  
Rose Flavour with  
Neem,Tulsi,Alovera&  
Reetha extract in Green color**

Make Handwash, Facewash, Dishwash, Shaving gel, Shampoos, Body Wash & many more products from this Pure Organic "Aloe-Reetha Extract Powder" which is created using nature's purest ingredients that are extracted and processed at our own facilities.



# **Lyzol type Organic Multi Surface Cleaner Kit**

## **To Make 40 litres**

**Costs Rs. 1000/-**

(Including home delivery shipping cost + 18% Gst )

### **INGREDIENTS :-**

1. Glaxicol Paste - 3Kg
2. Perfume Citrus - (As Per Required)
3. Water - 37 litres
4. Color Green & Pink

### **Process To Make :-**

Step 1. - Take 3 Kg Glaxicol Paste in a bucket.

Step 2. - Now Add Water upto 37 litre gradually.  
And Mix it until Every Particle of glaxicol paste dissolves  
in water.

Step 3. - Take color to mix with little water & Add to  
Glaxicol Solution. Now Mix it gradually.

Step 4. - In last add Citrus Perfume & mix it. Done !

**Now your Lyzol Surface Cleaner  
Is Ready To Use !**



**To Make Minimum 50 kg to 65 kg**

**Cost @ 2300/- Rs. including all**

**Ingredients in the kit:-**

1. Wax - 4 kg
2. Glaxicol Paste - 4 kg
3. Blue colour - 10gm
4. Citrus perfume - 20ml
5. Water Required - min.42 upto 57 litre



# **Maptrons<sup>®</sup>**

## **Organic Liquid Detergent**

### **RAW MATERIAL KIT**

**Total Cost 2100/- Rs.**

**(Including Gst 18% & Shipping)**

**To Make Upto 30 kg**

**Ingredients & Formula :-**

- 1} Aloereetha composite - 10 Kg**
- 2} Water - 18 to 20 Kg**

**Process:- Add Water in Aloereetha Composite & mix it gradually. Done !**

# **Branded Handwash Making Kit**

Minimum Pack of 1500/- Rs.

To Make 16 kg Handwash

## **INGREDIENTS :-**

1. Aloefoam H- 2 Kg
2. Shiner - 200 Gm (as per required)
3. Water - 12 Kg
4. Color - (according to need)
5. Dettol Perfume (According to need)
6. Thickner - 1300 gm (Note: this is update after video for enhanced thickness)
7. Foam booster - 500 gm (Note: this is update for enhanced foaming)

## **Process To Make 16 Kg Handwash**

Step 1. - First take 2 kg Aloefoam H from can, and Add few drops of Perfume & Mix it to make it water soluble.

**NOTE: THIS STEP IS IMPORTANT IF PERFUME ADDED IN LAST IT WILL DILUTE)**

Step 2. - Now Add Water upto 12 kg & Slowly Slowly Mix it for 5 min, it will become homogenous.

**(NOTE: Don't mix it fastly otherwise foaming will develop and need hours to settle)**

Step 3. - Take color to mix it with little water & Add to Aloefoam H Solution. Now Mix it gradually to avoid excessive foaming.

Step 4. - Add Shiner 200 gm to make it Pearly & Shiny.  
(Shiner contains conditioning properties & softens your Hands. )

Step 5. - Now Add Thickner 1.3 Kg and mix it until completely dissolved. As you will mix it will get thicker & thicker.  
**This step is updated after video kindly note.**

Step 6. - In Last Add Foam booster 500 gm for enhanced foaming.  
Done! Your Hand wash is ready to use.



# **Organic Dishwasher Liquid gel Kit**

**Mini kit of 1400 /- Rs.** (including shipping charges & 18 % Gst )

To Make upto 20 kg of  
Organic Dishwash Liquid Gel

## Ingredients In This Kit :-

1. Organic Alpha Foam - 3,750 Gms  
1 KG Rate = 200/- Rs.
2. Scrubbing Powder - 150 Gm.
3. Thickner - 250 Gm
4. Orange Citrus Strong Perfume - as per required
5. Orange color - as per required
6. Lemon Color - as per required
7. Water to be added 15 Kg
8. Foam Booster - 500 gm (updated for enhanced foaming)

## Process of Making batch of 20Kg :-

Step 1. - Take 3750 Gms of Alpha foam in a plastic Bucket.  
& Add Perfume 10 ml & mix it well.

Note : Perfume to be added only with alpha foam, before adding water.  
If added perfume after adding water or in last, it results in little diluted.

Step 2. - Add 150 Gm Scrubbing Powder In It.

Step 4. - Add 15 Kg Water Into it & Mix it well for 5 Minutes.  
It will start getting thicker into Gel.

Step 5. - Now add Food Color Orange / Green / Lemon  
mixing it in little water as per your need.

Step 6. - Add **250** gm thickner if you need more  
thickness in this dishwash. **DONE !**

Step 7. - Add Foam Booster 500 gm in last for enhanced  
Foaming & results. foam booster is updated after video.

**Note :- Use Weighing scale to measure correctly.**

**NOW YOUR ORGANIC DISHWASH LIQUID GEL  
IS READY TO USE !**



**Liquid Neel**  
**Raw Material Kit**  
**To Make 102 Litre**  
**Total Cost 1250/- Rs.**  
(Including Shipping & 18% Gst)

**Ingredients in the Kit**

- 1. Violet Blue - 2 Kg**
- 2. Dry Vinegar - 100 gm**
- 3. Warm Water Required - 100 ltr**

**Process to make 1 litre first :**

- Step 1. Take 1 litre warm water
- Step 2. Add 1 gm Dry Vinegar
- Step 3. Add 20 gm Violet Blue & Mix.

# **Organic Glass Cleaner Raw Material Kit**

**@ 1800/- Rs To make 200 ltr**

## **Ingredients in this kit :-**

- 1. Glaxicol Paste - 1 Kg**
- 2. Dry Vinegar - 1600 gm**
- 3. Foam booster - 2 Kg**
- 4. Color Blue - 20 gm**
- 5. Perfume - 150 gm**

## **Process To make 1 kg batch :-**

Step 1. Take Dry vinegar 8 gm in a plastic bowl.

Step 2. Add Glaxicol paste 5 gm.

Step 3. Add Foam booster 10 gm & mix it to  
make it one fine paste.

Step 4. Add perfume & mix.

Step 5. Take water 1 kg in a separate container  
& add this fine paste into it.

Step 6. Add color as per required. Done ! Ready.



# **Pitambar Magic Liquid Gel KIT**

**FOR COPPER & BRASS UTENSILS  
RAW MATERIAL KIT @ 2000 RS TO MAKE 22 KG**

## **INGREDIENTS IN THIS KIT :-**

- 1. Organic Pitambar paste - 7kg**
- 2. Water Required - 15 kg**

## **Process :-**

**Take 7kg Pitambar paste in a plastic bucket & add 15 litres**

**water slowly while mixing it.**

**Mix it until homogenous. Done, Ready for packaging**

## **COSTING STRUCTURE**

**Raw material kit cost 2000 Rs. to make 22 kg**

**Per kg material cost = 91 Rs.**

**including shipping & gst 18%**

**Cost for 100ml Packing :-**

**Material cost - 9.1 Rs.**

**Empty bottle & label cost - 3 -4 Rs.**

**Total cost 13 Rs.**

**Selling cost**

**In wholesale = 20 - 25 Rs.**

**In Retail = 30 Rs. MRP- 35 Rs.**

**Cost for 50ml Packing :-**

**Material cost - 4.5 Rs.**

**Empty bottle & label cost - 2 -3 Rs.**

**Total cost 6 - 7 Rs.**

# WHITE-PHENYL FLOOR CLEANER KIT

**Minimum Pack of 1180/- Rs.** (including shipping & 18% Gst )  
To Make 120 Litre of Thick Concentrated Phenyl

**Ingredients by weight In this Kit:-**

1. Polycet Powder 200gm
2. Citrolex Powder 80 gm
3. Color - Green
4. Phenyl Concentrate needed 4 litre  
Note: This Doesn't Include In this kit  
which you can buy locally.
5. Thickner liquid - 70 gm
6. Water 120 Ltr. to be added yourself.

**NOTE : THIS BATCH IS MADE BY 1:30 RATIO i.e 30 Ltr WATER in 1 LTR PHENYL CONC.**

## **Process of making 120 ltr phenyl.**

**Step 1.** - First Dissolve 200gm Polycet powder in 120 Litre Water & Leave it for 6 to 8 hours, so that it becomes completely dissolved. This is the process to make Polycet liquid from it's powder form.

**Step 2.** - Mix it well & Add 70 gm Thickner Liquid in solution of Polycet, which we get from Polycet powder after dissolving it in 120 ltr water.

**Step 3.** - Now Add 80 gms Citrolex Powder in above Polycet Liquid. After adding Citrolex, it will become Thick & Transparent Gel type solution.

**Step 4.** - In Last, Add 4 Litre Phenyl Compound/concentrate in it. Mix it completely & you will get a white & very thick quality Phenyl.  
(This formula also solves the problem of separation.)

**Step 5.** - Add color from the kit, if you want to make Green Colored phenyl.

***Now your Thick Phenyl is Ready !***

Note:- You can make small batch of 30 Ltr by adding 50gm polycet in 30 litre water. Adding 17 gm thickner liquid & 20 gm Citrolex. In last adding 1 Litre Phenyl compound.

The Above Formula process is for 1:30 ratio i.e 1ltr phenyl compound in 30 ltr water.

This Formula also works fine upto 1:40 ratio i.e 1 ltr phenyl compound in 40 ltr water.

The costing per litre for complete phenyl is higher in this trial kit due to shipping & taxes. you may request for bulk price quotation after testing results with this trial kit.

**We will be happy to assist you for any queries. Thank you.**



# Maptrons®

<http://www.maptrons.com/product/prernayam-herbal-bleach->

## Herbal Bleach Kit



**Order Your Kit Here  
Via Free Home Delivery**

₹600.00 **To Make 1 Kg**

### Ingredients in this kit:-

1. Bees wax powder (100gm) to make Herbal Cream 1 kg
2. Herbal Cleansing/bleach powder (100gm)
3. pH strip to test your Bleach Cream

1

Add to cart

**To Order send your address with pincode on our whatsapp 7999330310.**

**Or visit [www.maptrons.com/shop](http://www.maptrons.com/shop) to pay online.**

# PROCESS TO MAKE HERBAL BLEACH CREAM FROM BEES WAX

**STEP 1. Take 1 Litre Water and boil it.**

**STEP 2. Add 100 gm Bees Wax Powder in boiled water & mix it.  
(it will convert into milky white solution.)**

**STEP 3. Cool it down for 15-20 min. while continuously stirring it  
to avoid dry layer on the top.**

**STEP 4. After cooling it down. Add Preservative 1gm & mix it.**

**NOW YOUR HERBAL BLEACH CREAM IS READY.**

**STEP 5. Prepare Bleach by taking Herbal Cream & Cleansing powder  
to apply on skin. Apply for minimum 5 - 10 min for best results.**



# **MAPTRONS**

## **BODY LOTION/ MOISTURISER KIT**

**Minimum 500/- Rs. Mini Pack (Including shipping)  
To Make 2 Kg Body Lotion/ moisturiser**

### **INGREDIENTS :-**

1. Waxipol palletes - 200gm
2. Perfume
3. Water - 2kg
4. Turmeric antiseptic solution
5. Presol powder - 5gm

### **Process To Make :-**

**Step 1.** - Take 200 gm waxipol palletes in a steel bowl.

**Step 2.** - Now Add Water upto 2 kg and heat it on Gas Burner. And Mix it until Every Pallette starts melting within water.

**Step 3.** - As the waxipol palletes completely melts, it will convert into milk like white emulsion. Now turn off the gas and cool it down under a fan.

**Step 4.** - It will take 20 - 30 minutes to cool down. As the temperature goes down, the emulsion will become thicker and convert into body lotion.

After 30 Minutes when its cooled down,  
it will become thick emulsion.

Step 5. Now add 5 gm presol powder to this 2 kg body  
lotion and mix it well.

Step 6. Now add Turmeric antiseptic solution and  
Mix it according to your need .

Step 7. Add Glycerine & Mineral oil for extra  
moisturising properties in this body lotion.  
Add 50ml glycerine & 50 ml Oil in 2 kg.

Step 8. In Last add few drops of perfume & mix.  
Now it is ready to Use & to pack in containers.

Note : If the body lotion is much thicker than  
expected, then you can add  
more water into it in  
the last to get desired thickness  
& loose it a little bit.

This body lotion is PH balanced and preserved  
to use for 18 months.

Doesn't include any harmful chemicals.  
Ph Tested and totally safe for your skin & eyes.

**Now Your Vaseline Body Lotion  
Is Ready To Use !**



# HERBAL ALOE VERA GEL KIT

**Minimum KIT of 1180/- Rs.** (including shipping & 18% Gst )  
**To Make 6 KG of Pure Herbal Aloe Vera Gel**

## INGREDIENTS :-

1. Aloin Gel Powder - 36gm
2. Gel Thickner - 10 gm as per required
3. Presol powder - 5 gm as per required
4. Vitamin E (wheat germ oil) - 10ml
5. Mineral Oil - 50 ml (for extra moisturizing)
6. Color green - 2gm
7. Perfume - as per required
8. Water 6 Kg

## RECIPE

### To make small lot of 500 gm

{With this same ratio, you can make 6 Kg Aloevera Gel.}

Step 1. - First take 3gm Aloin powder (1 spoon) in a bowl. Add 50gm water just to get it wet and mix it.

Step 2. - Stir it well for 5 minutes and leave it for 10 min so that the particles of aloin powder gets activated.

Step 3. - Add 2 ml of Gel thickner and mix gradually. It will start becoming thick and convert in Gel form.  
Add 250 gm water and mix it.

Step 4. - Take 50gm pulp from fresh aloe vera leaf and grind in mixer. Add remaining 200gm Water & Mix.

Step 5. - Filter it with a nylon cloth to get transparent solution & add it in the Gel, mix it well.

Step 6. - Add 1ml Vitamin E drops (Wheat germ oil) and add 3 ml Glycerine to add moisturising properties.

Step 7. - Take presol powder 1gm mix it with little water and Add to make it preserve for 6 months.

Step 8. - Take little green color, mix it with water to add it in Aloevera Gel. And a few drops of Gel Perfume.

**DONE !**

***Now your Pure & Herbal Aloe vera gel is Ready !***

- \* Apply gently on Face, body and hands to get Smooth & glowing skin.***
- \* Vitamin E added in this Aloe vera gel Heals dry & cracked skin, prevents scars and maintain bright skin tone.***
- \* Aloe vera gel has healing and hydrating properties And has its nourishing and anti-ageing qualities.***

Now Your Herbal Aloe-vera Gel  
Is Ready To Use !



# **Organic Gold Facewash**

**Costs @ 600 Rs.**

**To Make 3 kg Gold Facewash**

**Ingredients in the kit :-**

- 1. Aloereetha Pulp - 1 Kg**
- 2. Gold Dust - 10gm**
- 3. Peppermint - 5gm**
- 4. Mix fruits essential oil - 10ml**
- 5. Water required - 2 litre**

## HOW TO MAKE IT ?

STEP 1. TAKE 1 KG ALOEREETHA PULP IN A BOWL.

STEP 2. ADD MIX FRUITS ESSENTIAL OIL 10 GM & MIX IT.

STEP 3. ADD WATER 2 LITRES & MIX IT.

STEP 4. ADD PEPPERMINT CRYSTALS 5 GM & MIX.

STEP 5. ADD GOLD DUST 10 GM & MIX IT.

MAPTRONS GOLD STARDUST & ALOEREETHA FACEWASH IS A PREMIUM FACEWASH ENRICHED WITH GOLD.

THIS FRESH ILLUMINATING NUTRIENT FACEWASH, GENTLY CLEANSSES THE FACE & MAKES THE SKIN RADIANT GLOW & PRESERVES SKIN FRESHNESS.

WITH PRECIOUS EFFICACY OF ALOEVERA, REETHA, BORAX, PEPPERMINT & ESSENTIAL OIL.

WHICH GIVES YOU AN AMAZING HERBAL FACE CARE.

USAGE:- TAKE SMALL QUANTITY OF THIS ORGANIC FACEWASH APPLY IT ON FACE, HANDS & NECK AREA IN CIRCULAR MOTION FOR 2-3 MIN & WIPE IT WITH FRESH WATER.





## Prernayam Herbal Shampoo

THE AYURVEDIC  
DOSE FOR  
HEALTHY HAIR

**BUY NOW**

~~₹600.00~~ ₹560.00

## Make 2kg Herbal Shampoo with this ingredients kit

1. ALOE-REETHA PULP – 800 gm
2. HERBS EXTRACT – 80 gm
3. Water needed – 1120 gm.

Order Now via FREE SHIPPING

1

Add to cart



# BRANDED SHAMPOO MAKING KIT

Minimum Pack of 1180/- Rs. (Including shipping charges)

**To Make 10 kg Shampoo**

## INGREDIENTS :-

1. Aloefoam - 2 Kg
2. Shiner - 200 gm
3. Water - 8 Kg
4. Color - (according to need)
5. Perfume. as per required
6. Thickner - 1300 gm (updated for better thickness)

## **Process To Make 10 Kg Branded Shampoo**

Step 1. - First take 2 kg Aloefoam from can, into a bucket  
& Add few drops of Perfume in aloefoam.

Step 2. - Now Add Water upto 8 kg slowly into this and  
Mix it for 2 min, it will become watery.

Step 3. - Take color to mix it with little water & Add to  
Aloefoam Solution. Now Mix it slowly.

Step 4. - Add Shiner 200 gm to make it Pearly & Shiny.  
(Shiner contains conditioning properties & softens your  
Hairs. )

Step 5. - In Last Add Thickner 1.3 Kg in total 10 kg shampoo.  
Mix it untill completely dissolved. as you will mix it,  
It will get thicker and thicker.

**Now Your Branded Shampoo Is Ready To Use !**



# VASELINE PETROLEUM JELLY KIT

**Minimum KIT of 1180/- Rs.** (including shipping)  
**To Make 2 KG of Petroleum jelly**

## INGREDIENTS :-

1. Mineral Oil - 1600 gm
2. Glosin wax - 160 gm
3. Waxolin palletes - 260 gm

## RECIPE

To make a lot of 100 gm

Step 1. - First take 80gm Mineral Oil in a steel bowl.

Step 2. - Weight 8 gm Glosin wax & 13 gm waxolin palletes.

Step 3. - Mix Them and boil on a gas burner at minimum.

Step 4. - Boil it till the wax melts down completely.

Step 5. - Turn off the gas & cool it down under a fan.  
As the temperature goes down it will start freezing & turning into petroleum jelly.

Step 6. - Fill it in containers & your petroleum jelly is ready to use after it completely freezes.

STEP 1. TAKE 1 KG ALOEREETHA PULP IN A BOWL.

STEP 2. ADD MIX FRUITS ESSENTIAL OIL 10 GM & MIX IT.

STEP 3. ADD WATER 2 LITRES & MIX IT.

STEP 4. ADD PEPPERMINT CRYSTALS 10 GM & MIX.

STEP 5. ADD GOLD DUST 20 GM & MIX IT.

STEP 6 ADD BORAX 20 GM & MIX IT. DONE READY TO USE.

MAPTRONS GOLD STARDUST & ALOEREETHA FACEWASH IS A  
PREMIUM FACEWASH ENRICHED WITH GOLD.

THIS FRESH ILLUMINATING NUTRIENT FACEWASH, GENTLY CLEANSSES  
THE FACE & MAKES THE SKIN RADIANT GLOW & PRESERVES SKIN  
FRESHNESS.

WITH PRECIOUS EFFICACY OF ALOEVERA, REETHA, BORAX,  
PEPPERMINT & ESSENTIAL OIL.

WHICH GIVES YOU AN AMAZING HERBAL FACE CARE.

USAGE:- TAKE SMALL QUANTITY OF THIS ORGANIC FACEWASH APPLY  
IT ON FACE, HANDS & NECK AREA IN CIRCULAR MOTION FOR 2-3 MIN &  
WIPE IT WITH FRESH WATER.



# Maptrons

## Prernayam Tulsi Massage Gel

**@ 800 Rs to make 3kg**

(Including shipping & GST)

### **Tulsi massage Gel Ingredients Kit :-**

**Part 1 – Aloevera gel kit to make 3 kg**

- 1. Aloin gel powder 20gm**
- 2. Gel thickner 10 ml**
- 3. Presol powder 5gm**
- 4. Water required 3 litres**

**Part 2 – Tulsi Powder Extract 250 gm**

### **PROCEDURE :-**

**STEP 1. Take aloin gel powder 20 gm in a bowl, add 3 litre water & mix it. use hand grinder to mix lumps.**

**STEP 2. Add Gel thickner 10ml & mix. it will become thick gel.**

**STEP 3. Add 5gm presol powder to preserve it. Done.**

**PART 2 . Add Tulsi powder extract 250 gm in 3 kg aloevera gel & mix. Done, ready to use.**

**Order Now Via Free Shipping all over India**

**Login to order :-**

**<http://www.maptrons.com/shop>**

# Maptrons

## **Hibiscus (Gudhnel) Massage Gel Kit**

**To make 3 kg @ 600 Rs.**

### **Ingredients in the kit :-**

**Part 1 – Aloe vera gel kit to make 3 kg**

- 1. Aloin gel powder 20gm**
- 2. Gel thickner 10 ml**
- 3. Presol powder 5gm**
- 4. Water required 3 litres**

**Part 2 – Hibiscus (gudhnel) Powder Extract 250 gm**

### **PROCEDURE :- Part A**

**STEP 1}** Take aloin gel powder 20 gm in a bowl, add 3 litre water & mix it. use hand grinder to mix lumps.

**STEP 2}** Add Gel thickner 10ml & mix. it will become thick gel.

**STEP 3}** Add 5gm presol powder to preserve it.

**PART B}** Add Hibiscus powder extract 250 gm in 3 kg aloe vera gel & mix. Done, ready to use.

**Order Now Via Free Shipping all over India**



# Maptrons

## **Prenayam Herbal Facepack**

**@ 650 Rs to make 500gm**

(Including shipping & GST)

### **Tulsi-Chandan Face Pack Ingredients Kit :-**

1. Multani Mitti powder - 250 gm
2. Tulsi Extract powder – 50gm
3. Neem Extract powder – 50gm
4. Chandan powder – 48gm
5. Lal chandan powder (rakht chandan) – 50gm
6. Amba Haldi – 50gm
7. Peppermint crystals – 2gm

Total 7 items makes 500 gm Face Pack powder.

Order Now Via Free Shipping all over India

Login to order :-

<http://www.maptrons.com/shop>

# Ultrasound/ECG Gel

Ingredients to prepare 30 kg batch:-

- ❖ Polysachrid powder - 190 gms
- ❖ Exposure (hydro carbon) - 2 gms
- ❖ Micro monomers - 3 gms
- ❖ Glycogen powder - 12 gms
- ❖ Anti static lubricant - 66 gms
- ❖ U.V Developer - 7 gms
- ❖ Water Required - 30 kg



# Process & Steps to make Ultrasound/Ecg Gel

## Batch of 30 kg

- ❖ Step.1} Take a plastic/steel drum of capacity 50 kg. and Fill it with Water 20 kg in first.
- ❖ Step.2} Insert stirrer machine in the drum containing 20 kg water.
- ❖ Step.3} Start the stirrer machine & gradually insert polysaccharid powder 190 gms in the drum. Stir with machine for 8-10 minutes as polysaccharid mix totally & becomes fine solution.
- ❖ Step.4} Take 5 kg Water in a separate container for mixing remaining ingredients in water & putting in this polysaccharid solution.
- ❖ Step.5} Take 2 gm Exposure in a beaker & mix it with 500 gm water until fully dissolved. Put this solution in the drum.
- ❖ Step.6} Leave it for 1- 2 hours for it's reaction process. & for the termination of bubbles/foam that have been created in the process.



- ❖ Step.7} After 1 to 2 hours, take 3 gm Micro monomers in a beaker & mix it with 500 gm water until fully dissolved. Now put this solution in the drum.
- ❖ Step.8} Take 12 gm Glycogen powder in a beaker & mix it with 500 gm water until fully dissolved. Now put this solution in the drum.
- ❖ Step.9} Take 66 gm Anti Static Lubricant Solution in a beaker & mix it with 500 gm water until fully dissolved. Now put this solution in the drum.
- ❖ Step.10} Add remaining water 3 kg in this solution, from the 5kg water that we have taken earlier.
- ❖ Step.11} Finally, Mix this whole Solution manually with the help of hand until it becomes homogenous.
- ❖ Step.12} As You will mix it for 5-10 minutes, It'll start becoming thick & convert into transparent Gel.
- ❖ Step.13} Your ECG Gel is Ready. Leave it for 12 hours, as it becomes more Transparent & Thick.
- ❖ Step.14} After 12 hours add 5 kg water & mix it thoroughly. Now Your ECG Gel is Ready To pack.
- ❖ Step.15} TO Make Ultrasound Gel, Add U.V Developer 7gm mixing in little water. Put the uv developer solution in this ECG Gel & mix it. Now your Ultrasound Gel is also Ready to pack.